



Edgar Submission

Flags>

Submission Type>**N-CSR**

Contact>

Name>**Donnelley Financial Solutions**

Phone Number>**212-341-7770**

Filer>

Filer Id>**0001341256**

Filer Ccc>**dt2mhz@q**

Sros>

Sro Id>**NONE**

Period Of Report>**08-31-2024**

Inv Company>

Inv Company Type>**N-1A**

Notifications>

Internet Notification Address>**icb@dfinsolutions.com**

Series Classes>

Report Series Class>

Rpt Series Class Info>

Series Id>**S000010121**

Class Id>**C000028083**

Class Id>**C000028085**

Class Id>**C000073573**

Class Id>**C000152884**

Class Id>**C000160062**

Rpt Series Class Info>

Series Id>**S000013005**

Class Id>**C000035147**

Class Id>**C000035148**

Class Id>**C000035149**

Documents>

Document>

Conformed Document Type>**N-CSR**

Description>**Pioneer Series Trust V**

Ixbrl>

[852485.IXBRL]

Html>

[852485.ITEM2]

[852485.AR1]

[852485.AR2]

[852485.ITEM8]

[852485.SIG]

Document>

Conformed Document Type>**EX-99.CODE ETH**

Description>**EX-99.CODE ETH**

Html>

[852485.EX99\_CODE]

Document>

Conformed Document Type>**EX-99.CERT**

Description>**EX-99.CERT**

Html>

[852485.EX99\_CERT]

Document>

Conformed Document Type>**EX-99.906 CERT**

Description>**EX-99.906 CERT**

Html>

[852485.EX99\_906CT]

Document>

Conformed Document Type>**EX-99.IND PUB ACCT**

Description>**EX-99.IND PUB ACCT**

Html>

[852485.EX99\_ACCT]

Document>

Conformed Document Type>**EX-101**

Description>**EX-101**

Xbrl>

[852485.EX-101]



200GalvN8G1VzYam?

**PIONEER INVESTMENTS**

Donnelley Financial

FWPLAN-PR34

LSW

31-Oct-2024 12:45 EST

**852485 IXBRL output**

1\*

**PST V - 8.31.24 NCSR**

ICB

hartim 85134 charti charti  
charti charti charti charti

IXB

0C



200GalvN8G1VzYam?

**PIONEER INVESTMENTS**  
**PST V - 8.31.24 NCSR**

Donnelley Financial

FWPLAN-PR34

LSW

31-Oct-2024 12:45 EST

**852485 IXBRL output** 1\*

ICB

hartim .85134 charti charti  
charti charti charti charti

IXB 0C

Page 2 of 19

**UNITED STATES  
SECURITIES AND EXCHANGE COMMISSION  
Washington, D.C. 20549**

**FORM N-CSR**

**CERTIFIED SHAREHOLDER REPORT OF REGISTERED MANAGEMENT INVESTMENT COMPANIES**

**Investment Company Act file number 811-21823**

**Pioneer Series Trust V**

(Exact name of registrant as specified in charter)

60 State Street, Boston, MA 02109  
(Address of principal executive offices) (ZIP code)

Christopher J. Kelley, Amundi Asset Management, Inc.,  
60 State Street, Boston, MA 02109  
(Name and address of agent for service)

**Registrant's telephone number, including area code: (617) 742-7825**

**Date of fiscal year end: August 31**

**Date of reporting period: August 31, 2024**

**Item 1. Report to Stockholders.**

(a) The registrant's annual report transmitted to shareholders pursuant to Rule 30e-1 under the Investment Company Act of 1940 is as follows:



200GalvN8G1vZyam?



# Pioneer High Income Municipal Fund

CLASS A / PIMAX

## ANNUAL SHAREHOLDER REPORT | AUGUST 31, 2024

This annual shareholder report contains important information about Pioneer High Income Municipal Fund ("Fund") for the period of September 1, 2023 to August 31, 2024. You can find additional information about the Fund at <https://www.amundi.com/usinvestors/Resources/Shareholder-Reports>. You can also request this information by contacting us at 1-800-225-6292. **This report describes changes to the Fund that occurred during the reporting period.**

### What were the Fund costs for the last year?

(Based on a hypothetical \$10,000 investment)

Class Name	Costs of a \$10,000 investment	Costs paid as a percentage of a \$10,000 investment
Class A <sup>+</sup>	\$86	0.82%

<sup>+</sup> The Fund invests as a feeder fund in Pioneer High Income Municipal Portfolio ("the Portfolio"). The expense table reflects the expenses of both the Fund and the Portfolio.

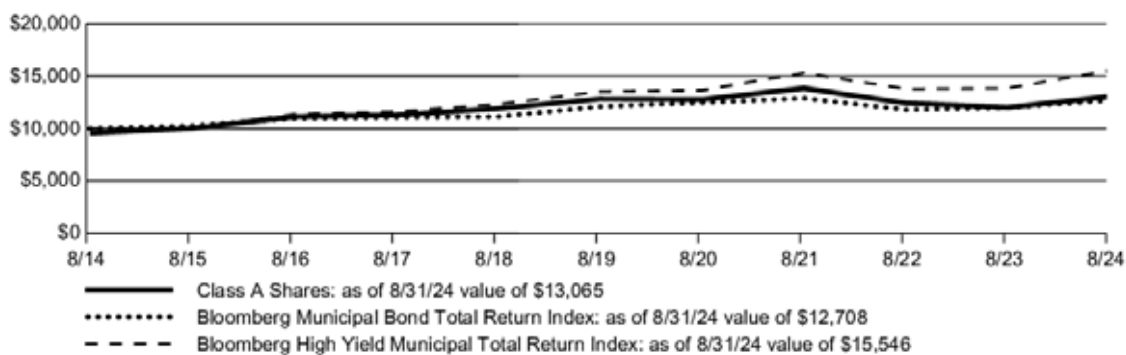
### How did the Fund perform last year and what affected the Fund performance?

- For the fiscal year ended August 31, 2024, the Fund's Class A shares at NAV returned 8.86%. For the same period, the Fund's broad-based benchmark, the Bloomberg Municipal Bond Total Return Index, returned 6.09%. The performance benchmark, the Bloomberg High Yield Municipal Total Return Index, returned 12.38% over the period.
- Top relative sector performances included underweights to the underperforming state & local general obligation and transportation sectors, while taxable bonds also performed well. The top sector detractors included overweights to higher education and charter schools.
- Shorter duration positioning within the tobacco master settlement agreement (Tobacco MSA) sector detracted from relative performance as rates fell during the period.
- Security selection was positive in many sectors, including electric utilities, housing, and state general obligation bonds.
- From a ratings perspective, almost all rating cohorts in the portfolio were accretive to performance, with the exception of high quality, long duration AA rated bonds that were sold after the rate rising period in the fall of 2023. The below-investment grade and unrated (high yield) sections of the credit spectrum in the portfolio generated positive net returns but detracted from Fund performance relative to the performance benchmark primarily due to security selection within the charter school and special tax sectors.
- Select taxable bonds, which offer yields comparable to their tax-exempt counterparts, were additive to Fund performance. These included Tobacco MSA bonds and revenue bonds issued for the benefit of environmental improvement.
- The top performing state & territory exposures in the Fund included: Indiana, Puerto Rico, California, Michigan and Pennsylvania. The bottom five states based on total return were New York, Texas, Wisconsin, Ohio and Arizona.
- In the second half of the period, the Fund increased exposure modestly to municipal bonds originated in Puerto Rico. This has been beneficial to returns relative to the performance benchmark.

### Fund Performance

The line graph below shows the change in value of a \$10,000 investment made in Class A shares of the Fund at public offering price during the periods shown, compared to that of the Bloomberg Municipal Bond Total Return Index and the Bloomberg High Yield Municipal Total Return Index.

#### GROWTH OF \$10,000



AVERAGE ANNUAL TOTAL RETURN	1 Year	5 Years	10 Years
Class A (with sales charge)	4.04%	(0.56)%	2.71%
Class A (without sales charge)	8.86%	0.37%	3.18%
Bloomberg Municipal Bond Total Return Index	6.09%	1.02%	2.43%
Bloomberg High Yield Municipal Total Return Index	12.38%	2.85%	4.51%

Effective December 21, 2020, the Fund is a feeder fund that invests in securities through an underlying mutual fund, Pioneer High Income Municipal Portfolio (the "Portfolio"). Call 1-800-225-6292 or visit <https://www.amundi.com/usinvestors/Resources/Shareholder-Reports> for the most recent month-end performance results. Current performance may be lower or higher than the performance data quoted.

**The performance data quoted represents past performance, which is no guarantee of future results.**

The graph and table do not reflect the deduction of taxes that a shareholder would pay on fund distributions or redemption of fund shares.



(as of August 31, 2024)^

Fund net assets	\$1,106,022,268
Total number of portfolio holdings	261
Total advisory fee paid	\$5,068,635
Portfolio turnover rate	30% <sup>^^</sup>

<sup>^</sup> The Fund invests as a feeder fund in the Portfolio and owns a pro rata interest in the Portfolio's net assets. State Diversification at August 31, 2024 is based on the holdings of the Portfolio.

<sup>^^</sup> Represents the portfolio turnover rate of the Portfolio.

(as of August 31, 2024)^ \*

New York	15.4%
California	12.2%
Indiana	10.3%
Pennsylvania	6.5%
Texas	6.1%
Colorado	5.9%
Illinois	5.5%
Puerto Rico	5.2%
Virginia	4.3%
Florida	4.2%
Other States	24.4%

\* As a percentage of total investments excluding short-term investments and all derivative contracts except for options purchased.

### Material Fund Changes

Amundi Asset Management US, Inc. (the "Adviser"), the Fund's investment adviser, is currently an indirect, wholly-owned subsidiary of Amundi. On July 9, 2024, Amundi announced that it had entered into a definitive agreement with Victory Capital Holdings, Inc. ("Victory Capital") to combine the Adviser with Victory Capital, and for Amundi to become a strategic shareholder of Victory Capital (the "Transaction"). Victory Capital is headquartered in San Antonio, Texas. The closing of the Transaction is subject to certain regulatory approvals and other conditions. There is no assurance that the Transaction will close.

The closing of the Transaction would cause the Fund's current investment advisory agreement with the Adviser to terminate. Under the terms of the Transaction, the Fund's Board of Trustees will be asked to approve a reorganization of the Fund into a corresponding, newly established Victory Fund advised by Victory Capital Management Inc., an affiliate of Victory Capital. The proposed reorganization of the Fund would be sought in connection with the closing of the Transaction. If approved by the Board, the proposal to reorganize the Fund will be submitted to the shareholders of the Fund for their approval. There is no assurance that the Board or the shareholders of the Fund will approve the proposal to reorganize the Fund.

For more complete information, you may review the Fund's next prospectus, which we expect to be available by December 28, 2024 at <https://www.amundi.com/usinvestors/Products/Mutual-Funds> or upon request at 1-800-225-6292.

### Changes in Accountants

On March 25, 2024, Ernst & Young LLP (the "Prior Auditor") resigned as the independent registered public accounting firm of the Fund. There were no disagreements with the Prior Auditor during the two most recent fiscal years and the subsequent interim period through March 25, 2024.

On March 25, 2024, the Audit Committee of the Board approved, and on March 25, 2024, the Board approved, Deloitte & Touche LLP as the independent registered accounting firm of the Fund for fiscal periods ending after March 25, 2024.

### Availability of Additional Information

You can find additional information about the Fund, including the Fund's prospectus, financial information, holdings and proxy voting information, at <https://www.amundi.com/usinvestors/Resources/Shareholder-Reports>. You can also request this information by contacting us at 1-800-225-6292.

### Important notice to shareholders

In order to reduce expenses, we will deliver a single copy of prospectuses, proxies, financial reports and other communications to shareholders with the same residential address, provided they have the same last name or we reasonably believe them to be members of the same family. Unless we are notified otherwise, we will continue to send recipients only one copy of these materials for as long as they remain a shareholder of the Fund. If you would like to receive individual mailings, please call 1-800-225-6292 and we will begin sending you separate copies of these materials within 30 days after receiving your request.



200GalvN8G1vZyam?



# Pioneer High Income Municipal Fund

CLASS C / HICMX

## ANNUAL SHAREHOLDER REPORT | AUGUST 31, 2024

This annual shareholder report contains important information about Pioneer High Income Municipal Fund ("Fund") for the period of September 1, 2023 to August 31, 2024. You can find additional information about the Fund at <https://www.amundi.com/usinvestors/Resources/Shareholder-Reports>. You can also request this information by contacting us at 1-800-225-6292. **This report describes changes to the Fund that occurred during the reporting period.**

### What were the Fund costs for the last year?

(Based on a hypothetical \$10,000 investment)

Class Name	Costs of a \$10,000 investment	Costs paid as a percentage of a \$10,000 investment
Class C <sup>+</sup>	\$165	1.59%

<sup>+</sup> The Fund invests as a feeder fund in Pioneer High Income Municipal Portfolio ("the Portfolio"). The expense table reflects the expenses of both the Fund and the Portfolio.

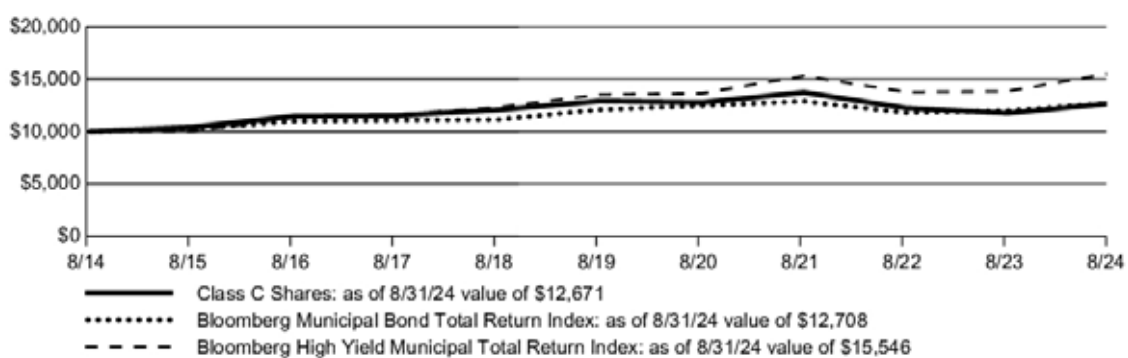
### How did the Fund perform last year and what affected the Fund performance?

- For the fiscal year ended August 31, 2024, the Fund's Class C shares at NAV returned 8.02%. For the same period, the Fund's broad-based benchmark, the Bloomberg Municipal Bond Total Return Index, returned 6.09%. The performance benchmark, the Bloomberg High Yield Municipal Total Return Index, returned 12.38% over the period.
- Top relative sector performances included underweights to the underperforming state & local general obligation and transportation sectors, while taxable bonds also performed well. The top sector detractors included overweights to higher education and charter schools.
- Shorter duration positioning within the tobacco master settlement agreement (Tobacco MSA) sector detracted from relative performance as rates fell during the period.
- Security selection was positive in many sectors, including electric utilities, housing, and state general obligation bonds.
- From a ratings perspective, almost all rating cohorts in the portfolio were accretive to performance, with the exception of high quality, long duration AA rated bonds that were sold after the rate rising period in the fall of 2023. The below-investment grade and unrated (high yield) sections of the credit spectrum in the portfolio generated positive net returns but detracted from Fund performance relative to the performance benchmark primarily due to security selection within the charter school and special tax sectors.
- Select taxable bonds, which offer yields comparable to their tax-exempt counterparts, were additive to Fund performance. These included Tobacco MSA bonds and revenue bonds issued for the benefit of environmental improvement.
- The top performing state & territory exposures in the Fund included: Indiana, Puerto Rico, California, Michigan and Pennsylvania. The bottom five states based on total return were New York, Texas, Wisconsin, Ohio and Arizona.
- In the second half of the period, the Fund increased exposure modestly to municipal bonds originated in Puerto Rico. This has been beneficial to returns relative to the performance benchmark.

### Fund Performance

The line graph below shows the change in value of a \$10,000 investment made in Class C shares of the Fund during the periods shown, compared to that of the Bloomberg Municipal Bond Total Return Index and the Bloomberg High Yield Municipal Total Return Index.

#### GROWTH OF \$10,000



AVERAGE ANNUAL TOTAL RETURN	1 Year	5 Years	10 Years
Class C (with contingent deferred sales charge)	7.02%	(0.36)%	2.40%
Class C (without contingent deferred sales charge)	8.02%	(0.36)%	2.40%
Bloomberg Municipal Bond Total Return Index	6.09%	1.02%	2.43%
Bloomberg High Yield Municipal Total Return Index	12.38%	2.85%	4.51%

Effective December 21, 2020, the Fund is a feeder fund that invests in securities through an underlying mutual fund, Pioneer High Income Municipal Portfolio (the "Portfolio"). Call 1-800-225-6292 or visit <https://www.amundi.com/usinvestors/Resources/Shareholder-Reports> for the most recent month-end performance results. Current performance may be lower or higher than the performance data quoted.

The performance data quoted represents past performance, which is no guarantee of future results.

The graph and table do not reflect the deduction of taxes that a shareholder would pay on fund distributions or redemption of fund shares.



(as of August 31, 2024)^

Fund net assets	\$1,106,022,268
Total number of portfolio holdings	261
Total advisory fee paid	\$5,068,635
Portfolio turnover rate	30% <sup>^^^</sup>

<sup>^</sup> The Fund invests as a feeder fund in the Portfolio and owns a pro rata interest in the Portfolio's net assets. State Diversification at August 31, 2024 is based on the holdings of the Portfolio.

<sup>^^^</sup> Represents the portfolio turnover rate of the Portfolio.

(as of August 31, 2024)^ \*

New York	15.4%
California	12.2%
Indiana	10.3%
Pennsylvania	6.5%
Texas	6.1%
Colorado	5.9%
Illinois	5.5%
Puerto Rico	5.2%
Virginia	4.3%
Florida	4.2%
Other States	24.4%

\* As a percentage of total investments excluding short-term investments and all derivative contracts except for options purchased.

## Material Fund Changes

Amundi Asset Management US, Inc. (the "Adviser"), the Fund's investment adviser, is currently an indirect, wholly-owned subsidiary of Amundi. On July 9, 2024, Amundi announced that it had entered into a definitive agreement with Victory Capital Holdings, Inc. ("Victory Capital") to combine the Adviser with Victory Capital, and for Amundi to become a strategic shareholder of Victory Capital (the "Transaction"). Victory Capital is headquartered in San Antonio, Texas. The closing of the Transaction is subject to certain regulatory approvals and other conditions. There is no assurance that the Transaction will close.

The closing of the Transaction would cause the Fund's current investment advisory agreement with the Adviser to terminate. Under the terms of the Transaction, the Fund's Board of Trustees will be asked to approve a reorganization of the Fund into a corresponding, newly established Victory Fund advised by Victory Capital Management Inc., an affiliate of Victory Capital. The proposed reorganization of the Fund would be sought in connection with the closing of the Transaction. If approved by the Board, the proposal to reorganize the Fund will be submitted to the shareholders of the Fund for their approval. There is no assurance that the Board or the shareholders of the Fund will approve the proposal to reorganize the Fund.

For more complete information, you may review the Fund's next prospectus, which we expect to be available by December 28, 2024 at <https://www.amundi.com/usinvestors/Products/Mutual-Funds> or upon request at 1-800-225-6292.

## Changes in Accountants

On March 25, 2024, Ernst & Young LLP (the "Prior Auditor") resigned as the independent registered public accounting firm of the Fund. There were no disagreements with the Prior Auditor during the two most recent fiscal years and the subsequent interim period through March 25, 2024.

On March 25, 2024, the Audit Committee of the Board approved, and on March 25, 2024, the Board approved, Deloitte & Touche LLP as the independent registered accounting firm of the Fund for fiscal periods ending after March 25, 2024.

## Availability of Additional Information

You can find additional information about the Fund, including the Fund's prospectus, financial information, holdings and proxy voting information, at <https://www.amundi.com/usinvestors/Resources/Shareholder-Reports>. You can also request this information by contacting us at 1-800-225-6292.

## Important notice to shareholders

In order to reduce expenses, we will deliver a single copy of prospectuses, proxies, financial reports and other communications to shareholders with the same residential address, provided they have the same last name or we reasonably believe them to be members of the same family. Unless we are notified otherwise, we will continue to send recipients only one copy of these materials for as long as they remain a shareholder of the Fund. If you would like to receive individual mailings, please call 1-800-225-6292 and we will begin sending you separate copies of these materials within 30 days after receiving your request.





200GalvN8G1vZyam?



# Pioneer High Income Municipal Fund

CLASS Y / HIMYX

## ANNUAL SHAREHOLDER REPORT | AUGUST 31, 2024

This annual shareholder report contains important information about Pioneer High Income Municipal Fund ("Fund") for the period of September 1, 2023 to August 31, 2024. You can find additional information about the Fund at <https://www.amundi.com/usinvestors/Resources/Shareholder-Reports>. You can also request this information by contacting us at 1-800-225-6292. **This report describes changes to the Fund that occurred during the reporting period.**

### What were the Fund costs for the last year?

(Based on a hypothetical \$10,000 investment)

Class Name	Costs of a \$10,000 investment	Costs paid as a percentage of a \$10,000 investment
Class Y <sup>+</sup>	\$57	0.55%

<sup>+</sup> The Fund invests as a feeder fund in Pioneer High Income Municipal Portfolio ("the Portfolio"). The expense table reflects the expenses of both the Fund and the Portfolio.

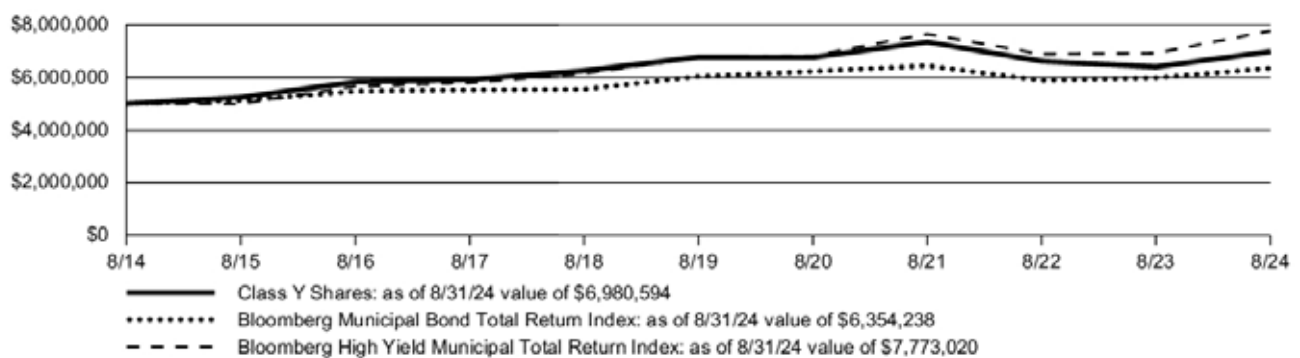
### How did the Fund perform last year and what affected the Fund performance?

- For the fiscal year ended August 31, 2024, the Fund's Class Y shares at NAV returned 9.02%. For the same period, the Fund's broad-based benchmark, the Bloomberg Municipal Bond Total Return Index, returned 6.09%. The performance benchmark, the Bloomberg High Yield Municipal Total Return Index, returned 12.38% over the period.
- Top relative sector performances included underweights to the underperforming state & local general obligation and transportation sectors, while taxable bonds also performed well. The top sector detractors included overweights to higher education and charter schools.
- Shorter duration positioning within the tobacco master settlement agreement (Tobacco MSA) sector detracted from relative performance as rates fell during the period.
- Security selection was positive in many sectors, including electric utilities, housing, and state general obligation bonds.
- From a ratings perspective, almost all rating cohorts in the portfolio were accretive to performance, with the exception of high quality, long duration AA rated bonds that were sold after the rate rising period in the fall of 2023. The below-investment grade and unrated (high yield) sections of the credit spectrum in the portfolio generated positive net returns but detracted from Fund performance relative to the performance benchmark primarily due to security selection within the charter school and special tax sectors.
- Select taxable bonds, which offer yields comparable to their tax-exempt counterparts, were additive to Fund performance. These included Tobacco MSA bonds and revenue bonds issued for the benefit of environmental improvement.
- The top performing state & territory exposures in the Fund included: Indiana, Puerto Rico, California, Michigan and Pennsylvania. The bottom five states based on total return were New York, Texas, Wisconsin, Ohio and Arizona.
- In the second half of the period, the Fund increased exposure modestly to municipal bonds originated in Puerto Rico. This has been beneficial to returns relative to the performance benchmark.

### Fund Performance

The line graph below shows the change in value of a \$5 million investment made in Class Y shares of the Fund during the periods shown, compared to that of the Bloomberg Municipal Bond Total Return Index and the Bloomberg High Yield Municipal Total Return Index.

#### GROWTH OF \$5 million



AVERAGE ANNUAL TOTAL RETURN	1 Year	5 Years	10 Years
Class Y	9.02%	0.61%	3.39%
Bloomberg Municipal Bond Total Return Index	6.09%	1.02%	2.43%
Bloomberg High Yield Municipal Total Return Index	12.38%	2.85%	4.51%

Effective December 21, 2020, the Fund is a feeder fund that invests in securities through an underlying mutual fund, Pioneer High Income Municipal Portfolio (the "Portfolio"). Call 1-800-225-6292 or visit <https://www.amundi.com/usinvestors/Resources/Shareholder-Reports> for the most recent month-end performance results. Current performance may be lower or higher than the performance data quoted.

The performance data quoted represents past performance, which is no guarantee of future results.

The graph and table do not reflect the deduction of taxes that a shareholder would pay on fund distributions or redemption of fund shares.

KEY FUND STATISTICS  
(as of August 31, 2024)<sup>^</sup>

STATE DIVERSIFICATION  
(as of August 31, 2024)<sup>^</sup>\*





200GalvN8G1VzYam?

Fund net assets	\$1,106,022,268
Total number of portfolio holdings	261
Total advisory fee paid	\$5,068,635
Portfolio turnover rate	30% <sup>^^^</sup>

<sup>^</sup> The Fund invests as a feeder fund in the Portfolio and owns a pro rata interest in the Portfolio's net assets. State Diversification at August 31, 2024 is based on the holdings of the Portfolio.

<sup>^^^</sup> Represents the portfolio turnover rate of the Portfolio.

New York	15.4%
California	12.2%
Indiana	10.3%
Pennsylvania	6.5%
Texas	6.1%
Colorado	5.9%
Illinois	5.5%
Puerto Rico	5.2%
Virginia	4.3%
Florida	4.2%
Other States	24.4%

\* As a percentage of total investments excluding short-term investments and all derivative contracts except for options purchased.

## Material Fund Changes

Amundi Asset Management US, Inc. (the "Adviser"), the Fund's investment adviser, is currently an indirect, wholly-owned subsidiary of Amundi. On July 9, 2024, Amundi announced that it had entered into a definitive agreement with Victory Capital Holdings, Inc. ("Victory Capital") to combine the Adviser with Victory Capital, and for Amundi to become a strategic shareholder of Victory Capital (the "Transaction"). Victory Capital is headquartered in San Antonio, Texas. The closing of the Transaction is subject to certain regulatory approvals and other conditions. There is no assurance that the Transaction will close.

The closing of the Transaction would cause the Fund's current investment advisory agreement with the Adviser to terminate. Under the terms of the Transaction, the Fund's Board of Trustees will be asked to approve a reorganization of the Fund into a corresponding, newly established Victory Fund advised by Victory Capital Management Inc., an affiliate of Victory Capital. The proposed reorganization of the Fund would be sought in connection with the closing of the Transaction. If approved by the Board, the proposal to reorganize the Fund will be submitted to the shareholders of the Fund for their approval. There is no assurance that the Board or the shareholders of the Fund will approve the proposal to reorganize the Fund.

For more complete information, you may review the Fund's next prospectus, which we expect to be available by December 28, 2024 at <https://www.amundi.com/usinvestors/Products/Mutual-Funds> or upon request at 1-800-225-6292.

## Changes in Accountants

On March 25, 2024, Ernst & Young LLP (the "Prior Auditor") resigned as the independent registered public accounting firm of the Fund. There were no disagreements with the Prior Auditor during the two most recent fiscal years and the subsequent interim period through March 25, 2024.

On March 25, 2024, the Audit Committee of the Board approved, and on March 25, 2024, the Board approved, Deloitte & Touche LLP as the independent registered accounting firm of the Fund for fiscal periods ending after March 25, 2024.

## Availability of Additional Information

You can find additional information about the Fund, including the Fund's prospectus, financial information, holdings and proxy voting information, at <https://www.amundi.com/usinvestors/Resources/Shareholder-Reports>. You can also request this information by contacting us at 1-800-225-6292.

## Important notice to shareholders

In order to reduce expenses, we will deliver a single copy of prospectuses, proxies, financial reports and other communications to shareholders with the same residential address, provided they have the same last name or we reasonably believe them to be members of the same family. Unless we are notified otherwise, we will continue to send recipients only one copy of these materials for as long as they remain a shareholder of the Fund. If you would like to receive individual mailings, please call 1-800-225-6292 and we will begin sending you separate copies of these materials within 30 days after receiving your request.



200GalwN8G1VzYam?



# Pioneer Global Sustainable Equity Fund

CLASS A / GLOSX

## ANNUAL SHAREHOLDER REPORT | AUGUST 31, 2024

This annual shareholder report contains important information about Pioneer Global Sustainable Equity Fund ("Fund") for the period of September 1, 2023 to August 31, 2024. You can find additional information about the Fund at <https://www.amundi.com/usinvestors/Resources/Shareholder-Reports>. You can also request this information by contacting us at 1-800-225-6292. **This report describes changes to the Fund that occurred during the reporting period.**

### What were the Fund costs for the last year?

(Based on a hypothetical \$10,000 investment)

Class Name	Costs of a \$10,000 investment	Costs paid as a percentage of a \$10,000 investment
Class A	\$122	1.10%

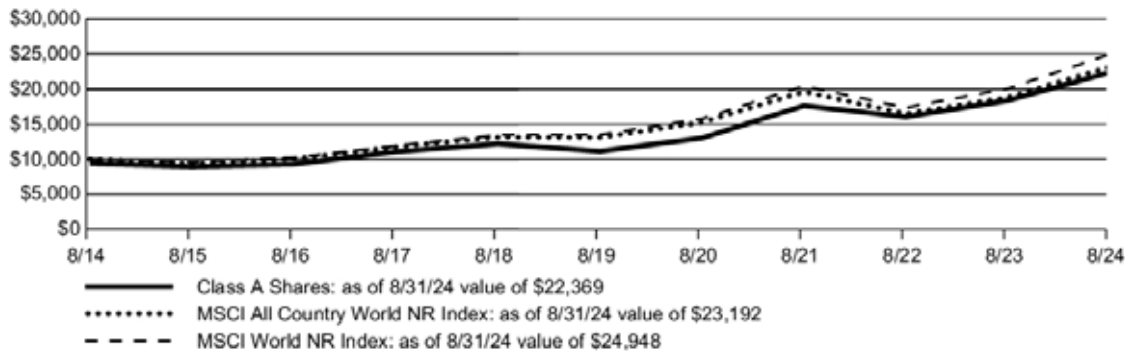
### How did the Fund perform last year and what affected the Fund performance?

- For the fiscal year ended August 31, 2024, the Fund's Class A shares at NAV returned 21.86%. For the same period, the Fund's broad-based benchmark, the Morgan Stanley Capital International (MSCI) All Country World NR Index, returned 23.44%. The performance benchmark, the MSCI World NR Index, returned 24.43% over the period.
- Sector allocation decisions were the primary reason for the Fund's relative underperformance; specifically, an underweight to the information technology sector and an overweight to the energy sector detracted the most from the Fund's benchmark relative performance. Security allocation decisions were neutral to benchmark relative performance in the period.
- Security selection within the materials sector and an overweight to the financials sector were the largest contributors to benchmark relative results during the period.

### Fund Performance

The line graph below shows the change in value of a \$10,000 investment made in Class A shares of the Fund at public offering price during the periods shown, compared to that of the MSCI All Country World NR Index and MSCI World NR Index.

#### GROWTH OF \$10,000



AVERAGE ANNUAL TOTAL RETURN	1 Year	5 Years	10 Years
Class A (with sales charge)	14.88%	13.62%	8.38%
Class A (without sales charge)	21.86%	14.98%	9.03%
MSCI All Country World NR Index	23.44%	12.14%	8.78%
MSCI World NR Index	24.43%	13.11%	9.57%

Call 1-800-225-6292 or visit <https://www.amundi.com/usinvestors/Resources/Shareholder-Reports> for the most recent month-end performance results. Current performance may be lower or higher than the performance data quoted.

**The performance data quoted represents past performance, which is no guarantee of future results.**

The graph and table do not reflect the deduction of taxes that a shareholder would pay on fund distributions or redemption of fund shares.

#### KEY FUND STATISTICS (as of August 31, 2024)

Fund net assets	\$544,114,367
Total number of portfolio holdings	63 <sup>^^</sup>
Total advisory fee paid	\$2,858,504
Portfolio turnover rate	52%

<sup>^^</sup> Excluding short-term investments and all derivative contracts.

#### GEOGRAPHICAL DISTRIBUTION (as of August 31, 2024)\*

United States	46.6%
United Kingdom	8.6%
South Korea	8.3%
Japan	7.1%
Ireland	6.4%
Italy	4.5%
Germany	4.2%
France	3.8%



200GalvN8G1VzYam?

Canada	3.1%
China	2.8%
Netherlands	2.4%
Switzerland	1.4%
Other (individually less than 1%)	0.8%

\* As a percentage of total investments excluding short-term investments and all derivative contracts.

### Material Fund Changes

Amundi Asset Management US, Inc. (the "Adviser"), the Fund's investment adviser, is currently an indirect, wholly-owned subsidiary of Amundi. On July 9, 2024, Amundi announced that it had entered into a definitive agreement with Victory Capital Holdings, Inc. ("Victory Capital") to combine the Adviser with Victory Capital, and for Amundi to become a strategic shareholder of Victory Capital (the "Transaction"). Victory Capital is headquartered in San Antonio, Texas. The closing of the Transaction is subject to certain regulatory approvals and other conditions. There is no assurance that the Transaction will close.

The closing of the Transaction would cause the Fund's current investment advisory agreement with the Adviser to terminate. Under the terms of the Transaction, the Fund's Board of Trustees will be asked to approve a reorganization of the Fund into a corresponding, newly established Victory Fund advised by Victory Capital Management Inc., an affiliate of Victory Capital. The proposed reorganization of the Fund would be sought in connection with the closing of the Transaction. If approved by the Board, the proposal to reorganize the Fund will be submitted to the shareholders of the Fund for their approval. There is no assurance that the Board or the shareholders of the Fund will approve the proposal to reorganize the Fund.

For more complete information, you may review the Fund's next prospectus, which we expect to be available by December 28, 2024 at <https://www.amundi.com/usinvestors/Products/Mutual-Funds> or upon request at 1-800-225-6292.

### Changes in Accountants

On March 25, 2024, Ernst & Young LLP (the "Prior Auditor") resigned as the independent registered public accounting firm of the Fund. There were no disagreements with the Prior Auditor during the two most recent fiscal years and the subsequent interim period through March 25, 2024.

On March 25, 2024, the Audit Committee of the Board approved, and on March 25, 2024, the Board approved, Deloitte & Touche LLP as the independent registered accounting firm of the Fund for fiscal periods ending after March 25, 2024.

### Availability of Additional Information

You can find additional information about the Fund, including the Fund's prospectus, financial information, holdings and proxy voting information, at <https://www.amundi.com/usinvestors/Resources/Shareholder-Reports>. You can also request this information by contacting us at 1-800-225-6292.

### Important notice to shareholders

In order to reduce expenses, we will deliver a single copy of prospectuses, proxies, financial reports and other communications to shareholders with the same residential address, provided they have the same last name or we reasonably believe them to be members of the same family. Unless we are notified otherwise, we will continue to send recipients only one copy of these materials for as long as they remain a shareholder of the Fund. If you would like to receive individual mailings, please call 1-800-225-6292 and we will begin sending you separate copies of these materials within 30 days after receiving your request.



200GalwN8G1VzYam?



# Pioneer Global Sustainable Equity Fund

CLASS C / GCSLX

## ANNUAL SHAREHOLDER REPORT | AUGUST 31, 2024

This annual shareholder report contains important information about Pioneer Global Sustainable Equity Fund ("Fund") for the period of September 1, 2023 to August 31, 2024. You can find additional information about the Fund at <https://www.amundi.com/usinvestors/Resources/Shareholder-Reports>. You can also request this information by contacting us at 1-800-225-6292. **This report describes changes to the Fund that occurred during the reporting period.**

### What were the Fund costs for the last year?

(Based on a hypothetical \$10,000 investment)

Class Name	Costs of a \$10,000 investment	Costs paid as a percentage of a \$10,000 investment
Class C	\$204	1.85%

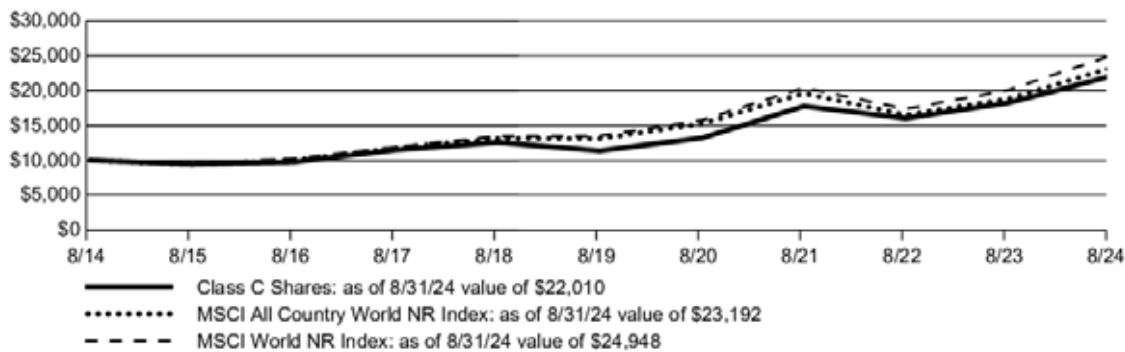
### How did the Fund perform last year and what affected the Fund performance?

- For the fiscal year ended August 31, 2024, the Fund's Class C shares at NAV returned 20.87%. For the same period, the Fund's broad-based benchmark, the Morgan Stanley Capital International (MSCI) All Country World NR Index, returned 23.44%. The performance benchmark, the MSCI World NR Index, returned 24.43% over the period.
- Sector allocation decisions were the primary reason for the Fund's relative underperformance; specifically, an underweight to the information technology sector and an overweight to the energy sector detracted the most from the Fund's benchmark relative performance. Security allocation decisions were neutral to benchmark relative performance in the period.
- Security selection within the materials sector and an overweight to the financials sector were the largest contributors to benchmark relative results during the period.

### Fund Performance

The line graph below shows the change in value of a \$10,000 investment made in Class C shares of the Fund during the periods shown, compared to that of the MSCI All Country World NR Index and MSCI World NR Index.

#### GROWTH OF \$10,000



AVERAGE ANNUAL TOTAL RETURN	1 Year	5 Years	10 Years
Class C (with contingent deferred sales charge)	19.87%	14.11%	8.21%
Class C (without contingent deferred sales charge)	20.87%	14.11%	8.21%
MSCI All Country World NR Index	23.44%	12.14%	8.78%
MSCI World NR Index	24.43%	13.11%	9.57%

Call 1-800-225-6292 or visit <https://www.amundi.com/usinvestors/Resources/Shareholder-Reports> for the most recent month-end performance results. Current performance may be lower or higher than the performance data quoted.

**The performance data quoted represents past performance, which is no guarantee of future results.**

The graph and table do not reflect the deduction of taxes that a shareholder would pay on fund distributions or redemption of fund shares.

#### KEY FUND STATISTICS (as of August 31, 2024)

Fund net assets	\$544,114,367
Total number of portfolio holdings	63 <sup>^^</sup>
Total advisory fee paid	\$2,858,504
Portfolio turnover rate	52%

<sup>^^</sup> Excluding short-term investments and all derivative contracts.

#### GEOGRAPHICAL DISTRIBUTION (as of August 31, 2024)\*

United States	46.6%
United Kingdom	8.6%
South Korea	8.3%
Japan	7.1%
Ireland	6.4%
Italy	4.5%
Germany	4.2%
France	3.8%



200GalvN8G1VzYam?

Canada	3.1%
China	2.8%
Netherlands	2.4%
Switzerland	1.4%
Other (individually less than 1%)	0.8%

\* As a percentage of total investments excluding short-term investments and all derivative contracts.

### Material Fund Changes

Amundi Asset Management US, Inc. (the "Adviser"), the Fund's investment adviser, is currently an indirect, wholly-owned subsidiary of Amundi. On July 9, 2024, Amundi announced that it had entered into a definitive agreement with Victory Capital Holdings, Inc. ("Victory Capital") to combine the Adviser with Victory Capital, and for Amundi to become a strategic shareholder of Victory Capital (the "Transaction"). Victory Capital is headquartered in San Antonio, Texas. The closing of the Transaction is subject to certain regulatory approvals and other conditions. There is no assurance that the Transaction will close.

The closing of the Transaction would cause the Fund's current investment advisory agreement with the Adviser to terminate. Under the terms of the Transaction, the Fund's Board of Trustees will be asked to approve a reorganization of the Fund into a corresponding, newly established Victory Fund advised by Victory Capital Management Inc., an affiliate of Victory Capital. The proposed reorganization of the Fund would be sought in connection with the closing of the Transaction. If approved by the Board, the proposal to reorganize the Fund will be submitted to the shareholders of the Fund for their approval. There is no assurance that the Board or the shareholders of the Fund will approve the proposal to reorganize the Fund.

For more complete information, you may review the Fund's next prospectus, which we expect to be available by December 28, 2024 at <https://www.amundi.com/usinvestors/Products/Mutual-Funds> or upon request at 1-800-225-6292.

### Changes in Accountants

On March 25, 2024, Ernst & Young LLP (the "Prior Auditor") resigned as the independent registered public accounting firm of the Fund. There were no disagreements with the Prior Auditor during the two most recent fiscal years and the subsequent interim period through March 25, 2024.

On March 25, 2024, the Audit Committee of the Board approved, and on March 25, 2024, the Board approved, Deloitte & Touche LLP as the independent registered accounting firm of the Fund for fiscal periods ending after March 25, 2024.

### Availability of Additional Information

You can find additional information about the Fund, including the Fund's prospectus, financial information, holdings and proxy voting information, at <https://www.amundi.com/usinvestors/Resources/Shareholder-Reports>. You can also request this information by contacting us at 1-800-225-6292.

### Important notice to shareholders

In order to reduce expenses, we will deliver a single copy of prospectuses, proxies, financial reports and other communications to shareholders with the same residential address, provided they have the same last name or we reasonably believe them to be members of the same family. Unless we are notified otherwise, we will continue to send recipients only one copy of these materials for as long as they remain a shareholder of the Fund. If you would like to receive individual mailings, please call 1-800-225-6292 and we will begin sending you separate copies of these materials within 30 days after receiving your request.



200GalwN8G1vZyam?



# Pioneer Global Sustainable Equity Fund

CLASS K / PGEKX

## ANNUAL SHAREHOLDER REPORT | AUGUST 31, 2024

This annual shareholder report contains important information about Pioneer Global Sustainable Equity Fund ("Fund") for the period of September 1, 2023 to August 31, 2024. You can find additional information about the Fund at <https://www.amundi.com/usinvestors/Resources/Shareholder-Reports>. You can also request this information by contacting us at 1-800-225-6292. **This report describes changes to the Fund that occurred during the reporting period.**

### What were the Fund costs for the last year?

(Based on a hypothetical \$10,000 investment)

Class Name	Costs of a \$10,000 investment	Costs paid as a percentage of a \$10,000 investment
Class K	\$81	0.73%

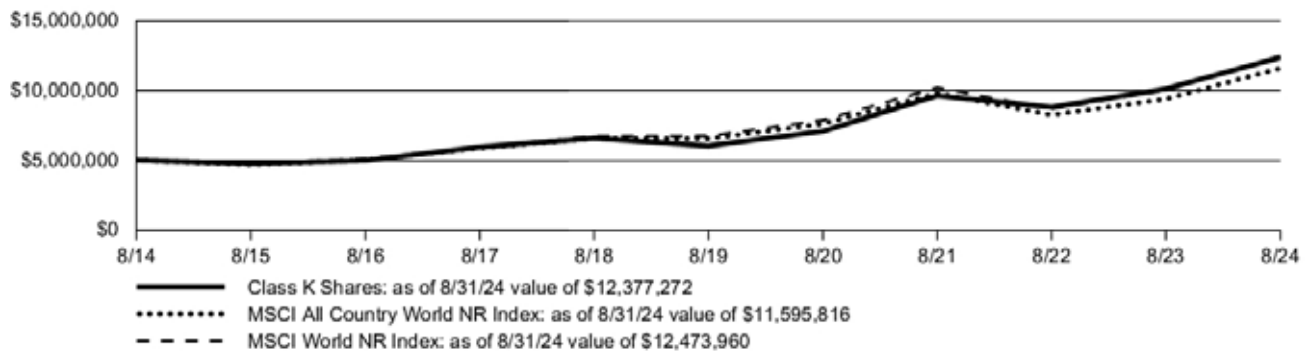
### How did the Fund perform last year and what affected the Fund performance?

- For the fiscal year ended August 31, 2024, the Fund's Class K shares at NAV returned 22.27%. For the same period, the Fund's broad-based benchmark, the Morgan Stanley Capital International (MSCI) All Country World NR Index, returned 23.44%. The performance benchmark, the MSCI World NR Index, returned 24.43% over the period.
- Sector allocation decisions were the primary reason for the Fund's relative underperformance; specifically, an underweight to the information technology sector and an overweight to the energy sector detracted the most from the Fund's benchmark relative performance. Security allocation decisions were neutral to benchmark relative performance in the period.
- Security selection within the materials sector and an overweight to the financials sector were the largest contributors to benchmark relative results during the period.

### Fund Performance

The line graph below shows the change in value of a \$5 million investment made in Class K shares of the Fund during the periods shown, compared to that of the MSCI All Country World NR Index and MSCI World NR Index.

#### GROWTH OF \$5 million



AVERAGE ANNUAL TOTAL RETURN	1 Year	5 Years	10 Years
Class K	22.27%	15.46%	9.49%
MSCI All Country World NR Index	23.44%	12.14%	8.78%
MSCI World NR Index	24.43%	13.11%	9.57%

Call 1-800-225-6292 or visit <https://www.amundi.com/usinvestors/Resources/Shareholder-Reports> for the most recent month-end performance results. Current performance may be lower or higher than the performance data quoted.

The performance shown for Class K shares for the period prior to the commencement of operations of Class K shares on December 31, 2014, is the net asset value performance of the Fund's Class A shares, which has not been restated to reflect any differences in expenses, including Rule 12b-1 fees applicable to Class A shares. Since fees for Class A shares generally are higher than those of Class K shares, the performance of Class K shares prior to their inception would have been higher than the performance shown. For the period beginning December 31, 2014, the actual performance of Class K shares is reflected.

**The performance data quoted represents past performance, which is no guarantee of future results.**

The graph and table do not reflect the deduction of taxes that a shareholder would pay on fund distributions or redemption of fund shares.

#### KEY FUND STATISTICS (as of August 31, 2024)

Fund net assets	\$544,114,367
Total number of portfolio holdings	63 <sup>^^</sup>
Total advisory fee paid	\$2,858,504
Portfolio turnover rate	52%

<sup>^^</sup> Excluding short-term investments and all derivative contracts.

#### GEOGRAPHICAL DISTRIBUTION (as of August 31, 2024)\*

United States	46.6%
United Kingdom	8.6%
South Korea	8.3%
Japan	7.1%
Ireland	6.4%
Italy	4.5%





200GalvN8G1VzYam?

Germany	4.2%
France	3.8%
Canada	3.1%
China	2.8%
Netherlands	2.4%
Switzerland	1.4%
Other (individually less than 1%)	0.8%

\* As a percentage of total investments excluding short-term investments and all derivative contracts.

### Material Fund Changes

Amundi Asset Management US, Inc. (the "Adviser"), the Fund's investment adviser, is currently an indirect, wholly-owned subsidiary of Amundi. On July 9, 2024, Amundi announced that it had entered into a definitive agreement with Victory Capital Holdings, Inc. ("Victory Capital") to combine the Adviser with Victory Capital, and for Amundi to become a strategic shareholder of Victory Capital (the "Transaction"). Victory Capital is headquartered in San Antonio, Texas. The closing of the Transaction is subject to certain regulatory approvals and other conditions. There is no assurance that the Transaction will close.

The closing of the Transaction would cause the Fund's current investment advisory agreement with the Adviser to terminate. Under the terms of the Transaction, the Fund's Board of Trustees will be asked to approve a reorganization of the Fund into a corresponding, newly established Victory Fund advised by Victory Capital Management Inc., an affiliate of Victory Capital. The proposed reorganization of the Fund would be sought in connection with the closing of the Transaction. If approved by the Board, the proposal to reorganize the Fund will be submitted to the shareholders of the Fund for their approval. There is no assurance that the Board or the shareholders of the Fund will approve the proposal to reorganize the Fund.

For more complete information, you may review the Fund's next prospectus, which we expect to be available by December 28, 2024 at <https://www.amundi.com/usinvestors/Products/Mutual-Funds> or upon request at 1-800-225-6292.

### Changes in Accountants

On March 25, 2024, Ernst & Young LLP (the "Prior Auditor") resigned as the independent registered public accounting firm of the Fund. There were no disagreements with the Prior Auditor during the two most recent fiscal years and the subsequent interim period through March 25, 2024.

On March 25, 2024, the Audit Committee of the Board approved, and on March 25, 2024, the Board approved, Deloitte & Touche LLP as the independent registered accounting firm of the Fund for fiscal periods ending after March 25, 2024.

### Availability of Additional Information

You can find additional information about the Fund, including the Fund's prospectus, financial information, holdings and proxy voting information, at <https://www.amundi.com/usinvestors/Resources/Shareholder-Reports>. You can also request this information by contacting us at 1-800-225-6292.

### Important notice to shareholders

In order to reduce expenses, we will deliver a single copy of prospectuses, proxies, financial reports and other communications to shareholders with the same residential address, provided they have the same last name or we reasonably believe them to be members of the same family. Unless we are notified otherwise, we will continue to send recipients only one copy of these materials for as long as they remain a shareholder of the Fund. If you would like to receive individual mailings, please call 1-800-225-6292 and we will begin sending you separate copies of these materials within 30 days after receiving your request.





200GalvN8G1vZyam?



# Pioneer Global Sustainable Equity Fund

CLASS R / PRGEX

## ANNUAL SHAREHOLDER REPORT | AUGUST 31, 2024

This annual shareholder report contains important information about Pioneer Global Sustainable Equity Fund ("Fund") for the period of September 1, 2023 to August 31, 2024. You can find additional information about the Fund at <https://www.amundi.com/usinvestors/Resources/Shareholder-Reports>. You can also request this information by contacting us at 1-800-225-6292. **This report describes changes to the Fund that occurred during the reporting period.**

### What were the Fund costs for the last year?

(Based on a hypothetical \$10,000 investment)

Class Name	Costs of a \$10,000 investment	Costs paid as a percentage of a \$10,000 investment
Class R	\$166	1.50%

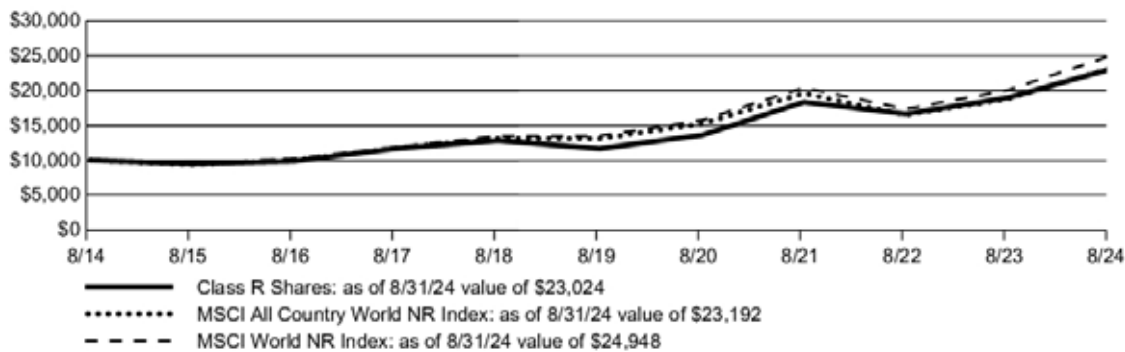
### How did the Fund perform last year and what affected the Fund performance?

- For the fiscal year ended August 31, 2024, the Fund's Class R shares at NAV returned 21.34%. For the same period, the Fund's broad-based benchmark, the Morgan Stanley Capital International (MSCI) All Country World NR Index, returned 23.44%. The performance benchmark, the MSCI World NR Index, returned 24.43% over the period.
- Sector allocation decisions were the primary reason for the Fund's relative underperformance; specifically, an underweight to the information technology sector and an overweight to the energy sector detracted the most from the Fund's benchmark relative performance. Security allocation decisions were neutral to benchmark relative performance in the period.
- Security selection within the materials sector and an overweight to the financials sector were the largest contributors to benchmark relative results during the period.

### Fund Performance

The line graph below shows the change in value of a \$10,000 investment made in Class R shares of the Fund during the periods shown, compared to that of the MSCI All Country World NR Index and MSCI World NR Index.

#### GROWTH OF \$10,000



AVERAGE ANNUAL TOTAL RETURN	1 Year	5 Years	10 Years
Class R	21.34%	14.55%	8.70%
MSCI All Country World NR Index	23.44%	12.14%	8.78%
MSCI World NR Index	24.43%	13.11%	9.57%

Call 1-800-225-6292 or visit <https://www.amundi.com/usinvestors/Resources/Shareholder-Reports> for the most recent month-end performance results. Current performance may be lower or higher than the performance data quoted.

The performance shown for Class R shares for the period prior to the commencement of operations of Class R shares on July 1, 2015, is the net asset value performance of the Fund's Class A shares, which has not been restated to reflect any differences in expenses, including Rule 12b-1 fees applicable to Class A shares. Since fees for Class A shares generally are higher than those of Class R shares, the performance of Class R shares prior to their inception would have been higher than the performance shown. For the period beginning July 1, 2015, the actual performance of Class R shares is reflected.

**The performance data quoted represents past performance, which is no guarantee of future results.**

The graph and table do not reflect the deduction of taxes that a shareholder would pay on fund distributions or redemption of fund shares.

#### KEY FUND STATISTICS (as of August 31, 2024)

Fund net assets	\$544,114,367
Total number of portfolio holdings	63 <sup>^^</sup>
Total advisory fee paid	\$2,858,504
Portfolio turnover rate	52%

<sup>^^</sup> Excluding short-term investments and all derivative contracts.

#### GEOGRAPHICAL DISTRIBUTION (as of August 31, 2024)\*

United States	46.6%
United Kingdom	8.6%
South Korea	8.3%
Japan	7.1%
Ireland	6.4%
Italy	4.5%



200GalvN8G1VzYam?

Germany	4.2%
France	3.8%
Canada	3.1%
China	2.8%
Netherlands	2.4%
Switzerland	1.4%
Other (individually less than 1%)	0.8%

\* As a percentage of total investments excluding short-term investments and all derivative contracts.

**Material Fund Changes**

Amundi Asset Management US, Inc. (the "Adviser"), the Fund's investment adviser, is currently an indirect, wholly-owned subsidiary of Amundi. On July 9, 2024, Amundi announced that it had entered into a definitive agreement with Victory Capital Holdings, Inc. ("Victory Capital") to combine the Adviser with Victory Capital, and for Amundi to become a strategic shareholder of Victory Capital (the "Transaction"). Victory Capital is headquartered in San Antonio, Texas. The closing of the Transaction is subject to certain regulatory approvals and other conditions. There is no assurance that the Transaction will close.

The closing of the Transaction would cause the Fund's current investment advisory agreement with the Adviser to terminate. Under the terms of the Transaction, the Fund's Board of Trustees will be asked to approve a reorganization of the Fund into a corresponding, newly established Victory Fund advised by Victory Capital Management Inc., an affiliate of Victory Capital. The proposed reorganization of the Fund would be sought in connection with the closing of the Transaction. If approved by the Board, the proposal to reorganize the Fund will be submitted to the shareholders of the Fund for their approval. There is no assurance that the Board or the shareholders of the Fund will approve the proposal to reorganize the Fund.

For more complete information, you may review the Fund's next prospectus, which we expect to be available by December 28, 2024 at <https://www.amundi.com/usinvestors/Products/Mutual-Funds> or upon request at 1-800-225-6292.

**Changes in Accountants**

On March 25, 2024, Ernst & Young LLP (the "Prior Auditor") resigned as the independent registered public accounting firm of the Fund. There were no disagreements with the Prior Auditor during the two most recent fiscal years and the subsequent interim period through March 25, 2024.

On March 25, 2024, the Audit Committee of the Board approved, and on March 25, 2024, the Board approved, Deloitte & Touche LLP as the independent registered accounting firm of the Fund for fiscal periods ending after March 25, 2024.

**Availability of Additional Information**

You can find additional information about the Fund, including the Fund's prospectus, financial information, holdings and proxy voting information, at <https://www.amundi.com/usinvestors/Resources/Shareholder-Reports>. You can also request this information by contacting us at 1-800-225-6292.

**Important notice to shareholders**

In order to reduce expenses, we will deliver a single copy of prospectuses, proxies, financial reports and other communications to shareholders with the same residential address, provided they have the same last name or we reasonably believe them to be members of the same family. Unless we are notified otherwise, we will continue to send recipients only one copy of these materials for as long as they remain a shareholder of the Fund. If you would like to receive individual mailings, please call 1-800-225-6292 and we will begin sending you separate copies of these materials within 30 days after receiving your request.



200GalvN8G1VzYam?



# Pioneer Global Sustainable Equity Fund

CLASS Y / PGSYX

## ANNUAL SHAREHOLDER REPORT | AUGUST 31, 2024

This annual shareholder report contains important information about Pioneer Global Sustainable Equity Fund ("Fund") for the period of September 1, 2023 to August 31, 2024. You can find additional information about the Fund at <https://www.amundi.com/usinvestors/Resources/Shareholder-Reports>. You can also request this information by contacting us at 1-800-225-6292. **This report describes changes to the Fund that occurred during the reporting period.**

### What were the Fund costs for the last year?

(Based on a hypothetical \$10,000 investment)

Class Name	Costs of a \$10,000 investment	Costs paid as a percentage of a \$10,000 investment
Class Y	\$82	0.74%

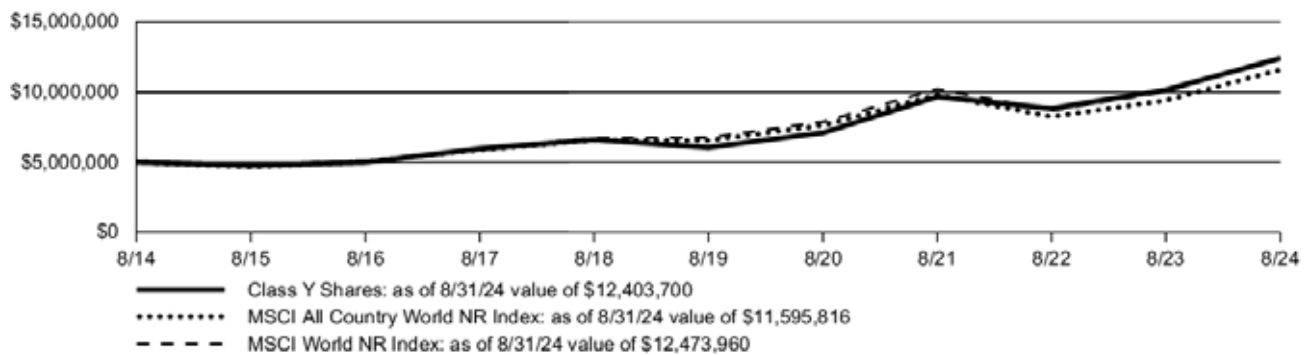
### How did the Fund perform last year and what affected the Fund performance?

- For the fiscal year ended August 31, 2024, the Fund's Class Y shares at NAV returned 22.25%. For the same period, the Fund's broad-based benchmark, the Morgan Stanley Capital International (MSCI) All Country World NR Index, returned 23.44%. The performance benchmark, the MSCI World NR Index, returned 24.43% over the period.
- Sector allocation decisions were the primary reason for the Fund's relative underperformance; specifically, an underweight to the information technology sector and an overweight to the energy sector detracted the most from the Fund's benchmark relative performance. Security allocation decisions were neutral to benchmark relative performance in the period.
- Security selection within the materials sector and an overweight to the financials sector were the largest contributors to benchmark relative results during the period.

### Fund Performance

The line graph below shows the change in value of a \$5 million investment made in Class Y shares of the Fund during the periods shown, compared to that of the MSCI All Country World NR Index and MSCI World NR Index.

#### GROWTH OF \$5 million



AVERAGE ANNUAL TOTAL RETURN	1 Year	5 Years	10 Years
Class Y	22.25%	15.45%	9.51%
MSCI All Country World NR Index	23.44%	12.14%	8.78%
MSCI World NR Index	24.43%	13.11%	9.57%

Call 1-800-225-6292 or visit <https://www.amundi.com/usinvestors/Resources/Shareholder-Reports> for the most recent month-end performance results. Current performance may be lower or higher than the performance data quoted.

**The performance data quoted represents past performance, which is no guarantee of future results.**

The graph and table do not reflect the deduction of taxes that a shareholder would pay on fund distributions or redemption of fund shares.

#### KEY FUND STATISTICS (as of August 31, 2024)

Fund net assets	\$544,114,367
Total number of portfolio holdings	63 <sup>^^</sup>
Total advisory fee paid	\$2,858,504
Portfolio turnover rate	52%

<sup>^^</sup> Excluding short-term investments and all derivative contracts.

#### GEOGRAPHICAL DISTRIBUTION (as of August 31, 2024)\*

United States	46.6%
United Kingdom	8.6%
South Korea	8.3%
Japan	7.1%
Ireland	6.4%
Italy	4.5%
Germany	4.2%
France	3.8%
Canada	3.1%



200GalvN8G1VzYam?

China	2.8%
Netherlands	2.4%
Switzerland	1.4%
Other (individually less than 1%)	0.8%

\* As a percentage of total investments excluding short-term investments and all derivative contracts.

**Material Fund Changes**

Amundi Asset Management US, Inc. (the "Adviser"), the Fund's investment adviser, is currently an indirect, wholly-owned subsidiary of Amundi. On July 9, 2024, Amundi announced that it had entered into a definitive agreement with Victory Capital Holdings, Inc. ("Victory Capital") to combine the Adviser with Victory Capital, and for Amundi to become a strategic shareholder of Victory Capital (the "Transaction"). Victory Capital is headquartered in San Antonio, Texas. The closing of the Transaction is subject to certain regulatory approvals and other conditions. There is no assurance that the Transaction will close.

The closing of the Transaction would cause the Fund's current investment advisory agreement with the Adviser to terminate. Under the terms of the Transaction, the Fund's Board of Trustees will be asked to approve a reorganization of the Fund into a corresponding, newly established Victory Fund advised by Victory Capital Management Inc., an affiliate of Victory Capital. The proposed reorganization of the Fund would be sought in connection with the closing of the Transaction. If approved by the Board, the proposal to reorganize the Fund will be submitted to the shareholders of the Fund for their approval. There is no assurance that the Board or the shareholders of the Fund will approve the proposal to reorganize the Fund.

For more complete information, you may review the Fund's next prospectus, which we expect to be available by December 28, 2024 at <https://www.amundi.com/usinvestors/Products/Mutual-Funds> or upon request at 1-800-225-6292.

**Changes in Accountants**

On March 25, 2024, Ernst & Young LLP (the "Prior Auditor") resigned as the independent registered public accounting firm of the Fund. There were no disagreements with the Prior Auditor during the two most recent fiscal years and the subsequent interim period through March 25, 2024.

On March 25, 2024, the Audit Committee of the Board approved, and on March 25, 2024, the Board approved, Deloitte & Touche LLP as the independent registered accounting firm of the Fund for fiscal periods ending after March 25, 2024.

**Availability of Additional Information**

You can find additional information about the Fund, including the Fund's prospectus, financial information, holdings and proxy voting information, at <https://www.amundi.com/usinvestors/Resources/Shareholder-Reports>. You can also request this information by contacting us at 1-800-225-6292.

**Important notice to shareholders**

In order to reduce expenses, we will deliver a single copy of prospectuses, proxies, financial reports and other communications to shareholders with the same residential address, provided they have the same last name or we reasonably believe them to be members of the same family. Unless we are notified otherwise, we will continue to send recipients only one copy of these materials for as long as they remain a shareholder of the Fund. If you would like to receive individual mailings, please call 1-800-225-6292 and we will begin sending you separate copies of these materials within 30 days after receiving your request.



200GalwN8G1VzYam?

**PIONEER INVESTMENTS**

Donnelley Financial

FWPLAN-PR34

LSW

31-Oct-2024 12:45 EST

**852485 IXBRL output**

1\*

**PST V - 8.31.24 NCSR**

ICB

hartim .85134 charti charti  
charti charti charti charti

IXB

0C



ITEM 2. CODE OF ETHICS.

(a) Disclose whether, as of the end of the period covered by the report, the registrant has adopted a code of ethics that applies to the registrant's principal executive officer, principal financial officer, principal accounting officer or controller, or persons performing similar functions, regardless of whether these individuals are employed by the registrant or a third party. If the registrant has not adopted such a code of ethics, explain why it has not done so.

The registrant has adopted, as of the end of the period covered by this report, a code of ethics that applies to the registrant's principal executive officer, principal financial officer, principal accounting officer and controller.

(b) For purposes of this Item, the term "code of ethics" means written standards that are reasonably designed to deter wrongdoing and to promote:

- (1) Honest and ethical conduct, including the ethical handling of actual or apparent conflicts of interest between personal and professional relationships;
- (2) Full, fair, accurate, timely, and understandable disclosure in reports and documents that a registrant files with, or submits to, the Commission and in other public communications made by the registrant;
- (3) Compliance with applicable governmental laws, rules, and regulations;
- (4) The prompt internal reporting of violations of the code to an appropriate person or persons identified in the code; and
- (5) Accountability for adherence to the code.

(c) The registrant must briefly describe the nature of any amendment, during the period covered by the report, to a provision of its code of ethics that applies to the registrant's principal executive officer, principal financial officer, principal accounting officer or controller, or persons performing similar functions, regardless of whether these individuals are employed by the registrant or a third party, and that relates to any element of the code of ethics definition enumerated in paragraph (b) of this Item. The registrant must file a copy of any such amendment as an exhibit pursuant to Item 19(a), unless the registrant has elected to satisfy paragraph (f) of this Item by posting its code of ethics on its website pursuant to paragraph (f)(2) of this Item, or by undertaking to provide its code of ethics to any person without charge, upon request, pursuant to paragraph (f)(3) of this Item.

The registrant has made no amendments to the code of ethics during the period covered by this report.

(d) If the registrant has, during the period covered by the report, granted a waiver, including an implicit waiver, from a provision of the code of ethics to the registrant's principal executive officer, principal financial officer, principal accounting officer or controller, or persons performing similar functions, regardless of whether these individuals are employed by the registrant or a third party, that relates to one or more of the items set forth in paragraph (b) of this Item, the registrant must briefly describe the nature of the waiver, the name of the person to whom the waiver was granted, and the date of the waiver.

Not applicable.

(e) If the registrant intends to satisfy the disclosure requirement under paragraph (c) or (d) of this Item regarding an amendment to, or a waiver from, a provision of its code of ethics that applies to the registrant's principal executive officer, principal financial officer, principal accounting officer or controller, or persons performing similar functions and that relates to any element of the code of ethics definition enumerated in paragraph (b) of this Item by posting such information on its Internet website, disclose the registrant's Internet address and such intention.

Not applicable.



(f) The registrant must:

- (1) File with the Commission, pursuant to Item 19(a)(1), a copy of its code of ethics that applies to the registrant's principal executive officer, principal financial officer, principal accounting officer or controller, or persons performing similar functions, as an exhibit to its annual report on this Form N-CSR (see attachment);
- (2) Post the text of such code of ethics on its Internet website and disclose, in its most recent report on this Form N-CSR, its Internet address and the fact that it has posted such code of ethics on its Internet website; or
- (3) Undertake in its most recent report on this Form N-CSR to provide to any person without charge, upon request, a copy of such code of ethics and explain the manner in which such request may be made. See Item 19(2)

### ITEM 3. AUDIT COMMITTEE FINANCIAL EXPERT.

(a) (1) Disclose that the registrant's Board of Trustees has determined that the registrant either:

- (i) Has at least one audit committee financial expert serving on its audit committee; or
- (ii) Does not have an audit committee financial expert serving on its audit committee.

The registrant's Board of Trustees has determined that the registrant has at least one audit committee financial expert.

(2) If the registrant provides the disclosure required by paragraph (a)(1)(i) of this Item, it must disclose the name of the audit committee financial expert and whether that person is "independent." In order to be considered "independent" for purposes of this Item, a member of an audit committee may not, other than in his or her capacity as a member of the audit committee, the Board of Trustees, or any other board committee:

- (i) Accept directly or indirectly any consulting, advisory, or other compensatory fee from the issuer; or
- (ii) Be an "interested person" of the investment company as defined in Section 2(a)(19) of the Act (15 U.S.C. 80a-2(a)(19)).

Mr. Fred J. Ricciardi, an independent Trustee, is such an audit committee financial expert.

(3) If the registrant provides the disclosure required by paragraph (a)(1) (ii) of this Item, it must explain why it does not have an audit committee financial expert.

Not applicable.





ITEM 4. PRINCIPAL ACCOUNTANT FEES AND SERVICES.

(a) Disclose, under the caption AUDIT FEES, the aggregate fees billed for each of the last two fiscal years for professional services rendered by the principal accountant for the audit of the registrant's annual financial statements or services that are normally provided by the accountant in connection with statutory and regulatory filings or engagements for those fiscal years.

The audit fees for the Trust were \$62,100 billed by Deloitte & Touche LLP for the year ended August 31, 2024 and \$62,049 billed by Ernst & Young LLP for the year ended August 31, 2023.

(b) Disclose, under the caption AUDIT-RELATED FEES, the aggregate fees billed in each of the last two fiscal years for assurance and related services by the principal accountant that are reasonably related to the performance of the audit of the registrant's financial statements and are not reported under paragraph (a) of this Item. Registrants shall describe the nature of the services comprising the fees disclosed under this category.

The audit-related services fees for the Trust were \$0 billed to Deloitte & Touche LLP and \$1,435 billed to Ernst & Young for the year ended August 31, 2024 and \$9,763 billed to Ernst & Young LLP for the year ended August 31, 2023.

(c) Disclose, under the caption TAX FEES, the aggregate fees billed in each of the last two fiscal years for professional services rendered by the principal accountant for tax compliance, tax advice, and tax planning. Registrants shall describe the nature of the services comprising the fees disclosed under this category.

The aggregate non-audit fees for the Trust were billed by Deloitte & Touche LLP for tax services of \$20,000 and \$24,587 by Ernst & Young LLP for during the fiscal years ended August 31, 2024 and 2023, respectively.

(d) Disclose, under the caption ALL OTHER FEES, the aggregate fees billed in each of the last two fiscal years for products and services provided by the principal accountant, other than the services reported in paragraphs (a) through (c) of this Item. Registrants shall describe the nature of the services comprising the fees disclosed under this category.

There were no other fees in 2023 or 2024.

(e) (1) Disclose the audit committee's pre-approval policies and procedures described in paragraph (c)(7) of Rule 2-01 of Regulation S-X.

PIONEER FUNDS

APPROVAL OF AUDIT, AUDIT-RELATED, TAX AND OTHER SERVICES  
PROVIDED BY THE INDEPENDENT AUDITOR

SECTION I - POLICY PURPOSE AND APPLICABILITY

The Pioneer Funds recognize the importance of maintaining the independence of their outside auditors. Maintaining independence is a shared responsibility involving Amundi Asset Management US, Inc., the audit committee and the independent auditors.

The Funds recognize that a Fund's independent auditors: 1) possess knowledge of the Funds, 2) are able to incorporate certain services into the scope of the audit, thereby avoiding redundant work, cost and disruption of Fund personnel and processes, and 3) have expertise that has value to the Funds. As a result, there are situations where it is desirable to use the Fund's independent auditors for services in addition to the annual audit and where the potential for conflicts of interests are minimal. Consequently, this policy, which is intended to comply with Rule 210.2-01(C)(7), sets forth guidelines and procedures to be followed by the Funds when retaining the independent audit firm to perform audit, audit-related tax and other services under those circumstances, while also maintaining independence.

Approval of a service in accordance with this policy for a Fund shall also constitute approval for any other Fund whose pre-approval is required pursuant to Rule 210.2-01(c)(7)(ii).



In addition to the procedures set forth in this policy, any non-audit services that may be provided consistently with Rule 210.2-01 may be approved by the Audit Committee itself and any pre-approval that may be waived in accordance with Rule 210.2-01(c)(7)(i)(C) is hereby waived.

Selection of a Fund's independent auditors and their compensation shall be determined by the Audit Committee and shall not be subject to this policy.



SECTION II - POLICY

<u>SERVICE CATEGORY</u>	<u>SERVICE CATEGORY DESCRIPTION</u>	<u>SPECIFIC PRE-APPROVED SERVICE SUBCATEGORIES</u>
I. AUDIT SERVICES	Services that are directly related to performing the independent audit of the Funds	<ul style="list-style-type: none"> <li>• Accounting research assistance</li> <li>• SEC consultation, registration statements, and reporting</li> <li>• Tax accrual related matters</li> <li>• Implementation of new accounting standards</li> <li>• Compliance letters (e.g. rating agency letters)</li> <li>• Regulatory reviews and assistance regarding financial matters</li> <li>• Semi-annual reviews (if requested)</li> <li>• Comfort letters for closed end offerings</li> </ul>
II. AUDIT-RELATED SERVICES	Services which are not prohibited under Rule 210.2-01(C)(4) (the “Rule”) and are related extensions of the audit services support the audit, or use the knowledge/expertise gained from the audit procedures as a foundation to complete the project. In most cases, if the Audit-Related Services are not performed by the Audit firm, the scope of the Audit Services would likely increase. The Services are typically well-defined and governed by accounting professional standards (AICPA, SEC, etc.)	<ul style="list-style-type: none"> <li>• AICPA attest and agreed-upon procedures</li> <li>• Technology control assessments</li> <li>• Financial reporting control assessments</li> <li>• Enterprise security architecture assessment</li> </ul>

AUDIT COMMITTEE APPROVAL POLICY

- “One-time” pre-approval for the audit period for all pre-approved specific service subcategories. Approval of the independent auditors as auditors for a Fund shall constitute pre approval for these services.
- “One-time” pre-approval for the fund fiscal year within a specified dollar limit for all pre-approved specific service subcategories

AUDIT COMMITTEE REPORTING POLICY

- A summary of all such services and related fees reported at each regularly scheduled Audit Committee meeting.
- A summary of all such services and related fees (including comparison to specified dollar limits) reported quarterly.



- Specific approval is needed to exceed the pre-approved dollar limit for these services (see general Audit Committee approval policy below for details on obtaining specific approvals)
- Specific approval is needed to use the Fund’s auditors for Audit-Related Services not denoted as “pre-approved”, or to add a specific service subcategory as “pre-approved”



SECTION III - POLICY DETAIL, CONTINUED

<u>SERVICE CATEGORY</u>	<u>SERVICE CATEGORY DESCRIPTION</u>	<u>SPECIFIC PRE-APPROVED SERVICE SUBCATEGORIES</u>
III. TAX SERVICES	Services which are not prohibited by the Rule, if an officer of the Fund determines that using the Fund’s auditor to provide these services creates significant synergy in the form of efficiency, minimized disruption, or the ability to maintain a desired level of confidentiality.	<ul style="list-style-type: none"> <li>• Tax planning and support</li> <li>• Tax controversy assistance</li> <li>• Tax compliance, tax returns, excise tax returns and support</li> <li>• Tax opinions</li> </ul>

AUDIT COMMITTEE APPROVAL POLICY

- “One-time” pre-approval for the fund fiscal year within a specified dollar limit
- Specific approval is needed to exceed the pre-approved dollar limits for these services (see general Audit Committee approval policy below for details on obtaining specific approvals)
- Specific approval is needed to use the Fund’s auditors for tax services not denoted as pre-approved, or to add a specific service subcategory as “pre-approved”

AUDIT COMMITTEE REPORTING POLICY

- A summary of all such services and related fees (including comparison to specified dollar limits) reported quarterly.



SECTION III - POLICY DETAIL, CONTINUED

<u>SERVICE CATEGORY</u>	<u>SERVICE CATEGORY DESCRIPTION</u>	<u>SPECIFIC PRE-APPROVED SERVICE SUBCATEGORIES</u>
IV. OTHER SERVICES  A. SYNERGISTIC, UNIQUE QUALIFICATIONS	Services which are not prohibited by the Rule, if an officer of the Fund determines that using the Fund’s auditor to provide these services creates significant synergy in the form of efficiency, minimized disruption, the ability to maintain a desired level of confidentiality, or where the Fund’s auditors possess unique or superior qualifications to provide these services, resulting in superior value and results for the Fund.	<ul style="list-style-type: none"> <li>• Business Risk Management support</li> <li>• Other control and regulatory compliance projects</li> </ul>

AUDIT COMMITTEE APPROVAL POLICY

- “One-time” pre-approval for the fund fiscal year within a specified dollar limit
- Specific approval is needed to exceed the pre-approved dollar limits for these services (see general Audit Committee approval policy below for details on obtaining specific approvals)
- Specific approval is needed to use the Fund’s auditors for “Synergistic” or “Unique Qualifications” Other Services not denoted as pre-approved to the left, or to add a specific service subcategory as “pre-approved”

AUDIT COMMITTEE REPORTING POLICY

- A summary of all such services and related fees (including comparison to specified dollar limits) reported quarterly.



SECTION III - POLICY DETAIL, CONTINUED

<u>SERVICE CATEGORY</u>	<u>SERVICE CATEGORY DESCRIPTION</u>	<u>SPECIFIC PROHIBITED SERVICE SUBCATEGORIES</u>
PROHIBITED SERVICES	Services which result in the auditors losing independence status under the Rule.	<ol style="list-style-type: none"> <li>1. Bookkeeping or other services related to the accounting records or financial statements of the audit client*</li> <li>2. Financial information systems design and implementation*</li> <li>3. Appraisal or valuation services, fairness* opinions, or contribution-in-kind reports</li> <li>4. Actuarial services (i.e., setting actuarial reserves versus actuarial audit work)*</li> <li>5. Internal audit outsourcing services*</li> <li>6. Management functions or human resources</li> <li>7. Broker or dealer, investment advisor, or investment banking services</li> <li>8. Legal services and expert services unrelated to the audit</li> <li>9. Any other service that the Public Company Accounting Oversight Board determines, by regulation, is impermissible</li> </ol>

AUDIT COMMITTEE APPROVAL POLICY

- These services are not to be performed with the exception of the(\*) services that may be permitted if they would not be subject to audit procedures at the audit client (as defined in rule 2-01(f)(4)) level the firm providing the service.

AUDIT COMMITTEE REPORTING POLICY

- A summary of all services and related fees reported at each regularly scheduled Audit Committee meeting will serve as continual confirmation that has not provided any restricted services.





GENERAL AUDIT COMMITTEE APPROVAL POLICY:

- For all projects, the officers of the Funds and the Fund's auditors will each make an assessment to determine that any proposed projects will not impair independence.
- Potential services will be classified into the four non-restricted service categories and the "Approval of Audit, Audit-Related, Tax and Other Services" Policy above will be applied. Any services outside the specific pre-approved service subcategories set forth above must be specifically approved by the Audit Committee.
- At least quarterly, the Audit Committee shall review a report summarizing the services by service category, including fees, provided by the Audit firm as set forth in the above policy.  
  
(2) Disclose the percentage of services described in each of paragraphs (b) through (d) of this Item that were approved by the audit committee pursuant to paragraph (c)(7)(i)(C) of Rule 2-01 of Regulation S-X.

Non-Audit Services

Beginning with non-audit service contracts entered into on or after May 6, 2003, the effective date of the new SEC pre-approval rules, the Trust's audit committee is required to pre-approve services to affiliates defined by SEC rules to the extent that the services are determined to have a direct impact on the operations or financial reporting of the Trust. For the years ended August 31, 2024 and 2023, there were no services provided to an affiliate that required the Trust's audit committee pre-approval.

(f) If greater than 50 percent, disclose the percentage of hours expended on the principal accountants engagement to audit the registrant's financial statements for the most recent fiscal year that were attributed to work performed by persons other than the principal accountant's full-time, permanent employees.

N/A

(g) Disclose the aggregate non-audit fees billed by the registrants accountant for services rendered to the registrant, and rendered to the registrants investment adviser (not including any sub-adviser whose role is primarily portfolio management and is subcontracted with or overseen by another investment adviser), and any entity controlling, controlled by, or under common control with the adviser that provides ongoing services to the registrant for each of the last two fiscal years of the registrant.

The aggregate non-audit fees for the Trust were billed by Deloitte & Touche LLP for tax services of \$20,000 and \$24,587 by Ernst & Young LLP for during the fiscal years ended August 31, 2024 and 2023, respectively.

(h) Disclose whether the registrants audit committee of the Board of Trustees has considered whether the provision of non-audit services that were rendered to the registrants investment adviser (not including any subadviser whose role is primarily portfolio management and is subcontracted with or overseen by another investment adviser), and any entity controlling, controlled by, or under common control with the investment adviser that provides ongoing services to the registrant that were not pre-approved pursuant to paragraph (c)(7)(ii) of Rule 2-01 of Regulation S-X is compatible with maintaining the principal accountant's independence.

The Fund's audit committee of the Board of Trustees has considered whether the provision of non-audit services that were rendered to the Affiliates (as defined) that were not pre- approved pursuant to paragraph (c)(7)(ii) of Rule 2-01 of Regulation S-X is compatible with maintaining the principal accountant's independence.

(i) A registrant identified by the Commission pursuant to Section 104(i)(2)(A) of the Sarbanes-Oxley Act of 2002 (15 U.S.C. 7214(i)(2)(A)), as having retained, for the preparation of the audit report on its financial statements included in the Form NCSR, a registered public accounting firm that has a branch or office that is located in a foreign jurisdiction and that the Public Company Accounting Oversight Board has determined it is unable to inspect or investigate completely because of a position taken by an authority in the foreign jurisdiction must electronically submit to the Commission on a supplemental basis documentation that establishes that the registrant is not owned or controlled by a governmental entity in the foreign jurisdiction. The registrant must submit this documentation on or before the due date for this form. A registrant that is owned or controlled by a foreign governmental entity is not required to submit such documentation.



200GalvN8GYP6ham#

N/A

(j) A registrant that is a foreign issuer, as defined in 17 CFR 240.3b-4, identified by the Commission pursuant to Section 104(i)(2)(A) of the Sarbanes-Oxley Act of 2002 (15 U.S.C. 7214(i)(2)(A)), as having retained, for the preparation of the audit report on its financial statements included in the Form N-CSR, a registered public accounting firm that has a branch or office that is located in a foreign jurisdiction and that the Public Company Accounting Oversight Board has determined it is unable to inspect or investigate completely because of a position taken by an authority in the foreign jurisdiction, for each year in which the registrant is so identified, must provide the below disclosures. Also, any such identified foreign issuer that uses a variable-interest entity or any similar structure that results in additional foreign entities being consolidated in the financial statements of the registrant is required to provide the below disclosures for itself and its consolidated foreign operating entity or entities. A registrant must disclose:

(1) That, for the immediately preceding annual financial statement period, a registered public accounting firm that the PCAOB was unable to inspect or investigate completely, because of a position taken by an authority in the foreign jurisdiction, issued an audit report for the registrant;

N/A

(2) The percentage of shares of the registrant owned by governmental entities in the foreign jurisdiction in which the registrant is incorporated or otherwise organized;

N/A

(3) Whether governmental entities in the applicable foreign jurisdiction with respect to that registered public accounting firm have a controlling financial interest with respect to the registrant;

N/A

(4) The name of each official of the Chinese Communist Party who is a member of the board of directors of the registrant or the operating entity with respect to the registrant;

N/A

(5) Whether the articles of incorporation of the registrant (or equivalent organizing document) contains any charter of the Chinese Communist Party, including the text of any such charter.

N/A



ITEM 5. AUDIT COMMITTEE OF LISTED REGISTRANTS

(a) If the registrant is a listed issuer as defined in Rule 10A-3 under the Exchange Act (17 CFR 240.10A-3), state whether or not the registrant has a separately-designated standing audit committee established in accordance with Section 3(a)(58)(A) of the Exchange Act (15 U.S.C. 78c(a)(58)(A)). If the registrant has such a committee, however designated, identify each committee member. If the entire board of directors is acting as the registrant's audit committee as specified in Section 3(a)(58)(B) of the Exchange Act (15 U.S.C. 78c(a)(58)(B)), so state.

N/A

(b) If applicable, provide the disclosure required by Rule 10A-3(d) under the Exchange Act (17 CFR 240.10A-3(d)) regarding an exemption from the listing standards for audit committees.

N/A

ITEM 6. SCHEDULE OF INVESTMENTS.

File Schedule of Investments in securities of unaffiliated issuers as of the close of the reporting period as set forth in 210.1212 of Regulation S-X [17 CFR 210.12-12], unless the schedule is included as part of the report to shareholders filed under Item 1 of this Form.

Included in Item 7

ITEM 7. FINANCIAL STATEMENTS AND FINANCIAL HIGHLIGHTS FOR OPEN-END MANAGEMENT INVESTMENT COMPANIES.



200GalvN8GZLRRHsT

# Pioneer High Income Municipal Fund

Annual Report | August 31, 2024

<b>A: PIMAX</b>	<b>C: HICMX</b>	<b>Y: HIMYX</b>
-----------------	-----------------	-----------------



visit us: [www.amundi.com/us](http://www.amundi.com/us)

## Table of Contents

### Pioneer High Income Municipal Fund

<a href="#">Financial Statements</a>	2
<a href="#">Notes to Financial Statements</a>	9
<a href="#">Report of Independent Registered Public Accounting Firm</a>	20
<a href="#">Additional Information (unaudited)</a>	22

### Pioneer High Income Municipal Portfolio

<a href="#">Schedule of Investments</a>	24
<a href="#">Financial Statements</a>	42
<a href="#">Notes to Financial Statements</a>	46
<a href="#">Report of Independent Registered Public Accounting Firm</a>	54
<a href="#">Additional Information (unaudited)</a>	56



[Table of Contents](#)

## Statement of Assets and Liabilities | 8/31/24

### ASSETS:

Investments in Pioneer High Income Municipal Portfolio, at value	\$1,108,279,812
Due from the Adviser	36,498
Other assets	15,991
<b>Total assets</b>	<b>\$1,108,332,301</b>

### LIABILITIES:

Payables —	
Fund shares repurchased	\$ 1,115,706
Distributions	594,466
Trustees' fees	10,194
Professional fees	109,033
Transfer agent fees	120,574
Management fees	58,368
Administrative expenses	237,700
Distribution fees	19,002
Accrued expenses	44,990
<b>Total liabilities</b>	<b>\$ 2,310,033</b>

### NET ASSETS:

Paid-in capital	\$1,462,076,461
Distributable earnings (loss)	(356,054,193)
<b>Net assets</b>	<b>\$1,106,022,268</b>

### NET ASSET VALUE PER SHARE:

No par value (unlimited number of shares authorized)	
Class A (based on \$403,715,367/64,417,142 shares)	\$ 6.27
Class C (based on \$73,155,998/11,655,919 shares)	\$ 6.28
Class Y (based on \$629,150,903/101,789,235 shares)	\$ 6.18

### MAXIMUM OFFERING PRICE PER SHARE:

Class A (based on \$6.27 net asset value per share/100%-4.50% maximum sales charge)	\$ 6.57
---	---------

The accompanying notes are an integral part of these financial statements. Additionally, the financial statements of the Pioneer High Income Municipal Portfolio are contained elsewhere in this report and should be read in conjunction with the Fund's financial statements.

[Table of Contents](#)

## Statement of Operations FOR THE YEAR ENDED 8/31/24



200GalvN8GZLRRHst

**INVESTMENT INCOME:**

Income allocated from Pioneer High Income Municipal Portfolio:

Interest Income	\$ 66,454,335	
Expenses	(299,052)	
Net Investment Income allocated from Pioneer High Income Municipal Portfolio		66,155,283
Total Investment Income		<b>\$ 66,155,283</b>

**EXPENSES:**

Management fees	\$ 5,571,356	
Administrative expenses	312,005	
Transfer agent fees		
Class A	92,848	
Class C	33,208	
Class Y	659,251	
Distribution fees		
Class A	1,032,911	
Class C	802,957	
Shareholder communications expense	32,357	
Registration fees	134,659	
Professional fees	363,508	
Printing expense	26,391	
Officers' and Trustees' fees	67,953	
Insurance expense	2,305	
Miscellaneous	78,293	
Total expenses		\$ 9,210,002
Less fees waived and expenses reimbursed by the Adviser		(1,205,855)
Net expenses		\$ 8,004,147
Net investment income		<b>\$ 58,151,136</b>

**REALIZED AND UNREALIZED GAIN (LOSS) ON INVESTMENTS:**

Net realized gain (loss) on:		
Reimbursement by the Adviser	\$ 56,738	
Allocated from Pioneer High Income Municipal Portfolio:		
Investments	(97,382,616)	\$(97,325,878)
Change in net unrealized appreciation (depreciation) allocated from Pioneer High Income Municipal Portfolio:		
Investments		\$133,562,404
Net realized and unrealized gain (loss) on investments		<b>\$ 36,236,526</b>
Net increase in net assets resulting from operations		<b>\$ 94,387,662</b>

The accompanying notes are an integral part of these financial statements. Additionally, the financial statements of the Pioneer High Income Municipal Portfolio are contained elsewhere in this report and should be read in conjunction with the Fund's financial statements.

[Table of Contents](#)**Statements of Changes in Net Assets**

	Year Ended 8/31/24	Year Ended 8/31/23
<b>FROM OPERATIONS:</b>		
Net investment income (loss)	\$ 58,151,136	\$ 67,224,862
Net realized gain (loss)	(97,325,878)	(71,899,942)
Change in net unrealized appreciation (depreciation)	133,562,404	(49,143,816)
Net increase (decrease) in net assets resulting from operations	<b>\$ 94,387,662</b>	<b>\$ (53,818,896)</b>
<b>DISTRIBUTIONS TO SHAREHOLDERS:</b>		
Class A (\$0.29 and \$0.28 per share, respectively)	\$ (19,659,772)	\$ (21,599,579)
Class C (\$0.24 and \$0.23 per share, respectively)	(3,202,952)	(3,842,717)
Class Y (\$0.30 and \$0.29 per share, respectively)	(33,257,416)	(40,348,623)
Total distributions to shareholders	\$ (56,120,140)	\$ (65,790,919)
<b>FROM FUND SHARE TRANSACTIONS:</b>		
Net proceeds from sales of shares	\$ 347,878,070	\$ 631,782,548
Reinvestment of distributions	49,287,591	55,539,327
Cost of shares repurchased	(644,549,354)	(870,271,948)
Net decrease in net assets resulting from Fund share transactions	\$ (247,383,693)	\$ (182,950,073)



<b>Net decrease in net assets</b>	<b>\$ (209,116,171)</b>	<b>\$ (302,559,888)</b>
<b>NET ASSETS:</b>		
Beginning of year	\$1,315,138,439	\$1,617,698,327
End of year	<b>\$1,106,022,268</b>	<b>\$1,315,138,439</b>

The accompanying notes are an integral part of these financial statements. Additionally, the financial statements of the Pioneer High Income Municipal Portfolio are contained elsewhere in this report and should be read in conjunction with the Fund's financial statements.

**4 Pioneer High Income Municipal Fund | Annual Report | 8/31/24**

[Table of Contents](#)

	<b>Year Ended 8/31/24 Shares</b>	<b>Year Ended 8/31/24 Amount</b>	<b>Year Ended 8/31/23 Shares</b>	<b>Year Ended 8/31/23 Amount</b>
<b>Class A</b>				
Shares sold	13,563,066	\$ 82,765,525	24,386,511	\$ 153,379,380
Reinvestment of distributions	2,959,742	17,944,690	3,044,012	19,019,677
Less shares repurchased	(26,860,547)	(162,930,492)	(32,826,925)	(206,085,725)
Net decrease	(10,337,739)	\$ (62,220,277)	(5,396,402)	\$ (33,686,668)
<b>Class C</b>				
Shares sold	1,266,400	\$ 7,734,589	1,934,850	\$ 12,217,334
Reinvestment of distributions	502,756	3,051,480	571,556	3,577,121
Less shares repurchased	(5,548,116)	(33,726,910)	(5,025,517)	(31,532,856)
Net decrease	(3,778,960)	\$ (22,940,841)	(2,519,111)	\$ (15,738,401)
<b>Class Y</b>				
Shares sold	42,950,253	\$ 257,377,956	75,219,655	\$ 466,185,834
Reinvestment of distributions	4,733,395	28,291,421	5,344,166	32,942,529
Less shares repurchased	(75,188,479)	(447,891,952)	(102,408,699)	(632,653,367)
Net decrease	(27,504,831)	\$ (162,222,575)	(21,844,878)	\$ (133,525,004)

The accompanying notes are an integral part of these financial statements. Additionally, the financial statements of the Pioneer High Income Municipal Portfolio are contained elsewhere in this report and should be read in conjunction with the Fund's financial statements.

[Table of Contents](#)



## Financial Highlights

	Year Ended 8/31/24	Year Ended 8/31/23	Year Ended 8/31/22	Year Ended 8/31/21(a)	Year Ended 8/31/20(a)
<b>Class A</b>					
Net asset value, beginning of period	\$ 6.04	\$ 6.54	\$ 7.56	\$ 7.23	\$ 7.56
Increase (decrease) from investment operations:					
Net investment income (loss) (b)	\$ 0.30	\$ 0.29	\$ 0.26	\$ 0.27	\$ 0.27
Net realized and unrealized gain (loss) on investments	0.22	(0.51)	(1.02)	0.32	(0.30)
<b>Net increase (decrease) from investment operations</b>	<b>\$ 0.52</b>	<b>\$ (0.22)</b>	<b>\$ (0.76)</b>	<b>\$ 0.59</b>	<b>\$ (0.03)</b>
Distributions to shareholders:					
Net investment income	\$ (0.29)	\$ (0.28)	\$ (0.26)	\$ (0.26)	\$ (0.30)
<b>Total distributions</b>	<b>\$ (0.29)</b>	<b>\$ (0.28)</b>	<b>\$ (0.26)</b>	<b>\$ (0.26)</b>	<b>\$ (0.30)</b>
<b>Net increase (decrease) in net asset value</b>	<b>\$ 0.23</b>	<b>\$ (0.50)</b>	<b>\$ (1.02)</b>	<b>\$ 0.33</b>	<b>\$ (0.33)</b>
Net asset value, end of period	\$ 6.27	\$ 6.04	\$ 6.54	\$ 7.56	\$ 7.23
<b>Total return (c)</b>	<b>8.86%(d)</b>	<b>(3.41)%</b>	<b>(10.20)%</b>	<b>8.36%</b>	<b>(0.41)%</b>
Ratio of net expenses to average net assets	0.82%(e)	0.82%(e)	0.82%(e)	0.81%(e)	0.82%
Ratio of net investment income (loss) to average net assets	4.94%	4.57%	3.68%	3.60%	3.71%
Portfolio turnover rate	30%(f)	37%(f)	38%(f)	24%(g)	73%
Net assets, end of period (in thousands)	\$403,715	\$451,573	\$524,429	\$653,216	\$631,922
Ratios with no waiver of fees and assumption of expenses by the Adviser and no reduction for fees paid indirectly:					
Total expenses to average net assets	0.87%(e)	0.91%(e)	0.85%(e)	0.82%(e)	0.82%
Net investment income (loss) to average net assets	4.89%	4.48%	3.65%	3.59%	3.71%

- (a) On December 21, 2020, the Fund began investing as a feeder fund in Pioneer High Income Municipal Portfolio. Expense ratios disclosed prior to August 31, 2021 are for the Fund as a stand-alone fund.
- (b) The per-share data presented above is based on the average shares outstanding for the period presented.
- (c) Assumes initial investment at net asset value at the beginning of each period, reinvestment of all distributions, the complete redemption of the investment at net asset value at the end of each period and no sales charges. Total return would be reduced if sales charges were taken into account.
- (d) For the year ended August 31, 2024, the Fund's total return includes a reimbursement by the Adviser (see Notes to the Financial Statements — Note 1B). The impact on Class A's total return was less than 0.005%.
- (e) Includes the Fund's share of Pioneer High Income Municipal Portfolio's allocated expenses.
- (f) Represents the portfolio turnover rate of Pioneer High Income Municipal Portfolio.
- (g) Represents the portfolio turnover rate of the Fund as a stand-alone fund from September 1, 2020 to December 20, 2020 and of Pioneer High Income Municipal Portfolio for the period ended August 31, 2021.

The accompanying notes are an integral part of these financial statements. Additionally, the financial statements of the Pioneer High Income Municipal Portfolio are contained elsewhere in this report and should be read in conjunction with the Fund's financial statements.

	Year Ended 8/31/24	Year Ended 8/31/23	Year Ended 8/31/22	Year Ended 8/31/21(a)	Year Ended 8/31/20(a)
<b>Class C</b>					
Net asset value, beginning of period	\$ 6.05	\$ 6.55	\$ 7.57	\$ 7.24	\$ 7.56
Increase (decrease) from investment operations:					
Net investment income (loss) (b)	\$ 0.25	\$ 0.24	\$ 0.21	\$ 0.21	\$ 0.22
Net realized and unrealized gain (loss) on investments	0.22	(0.51)	(1.02)	0.33	(0.30)





<b>Net increase (decrease) from investment operations</b>	<b>\$ 0.47</b>	<b>\$ (0.27)</b>	<b>\$ (0.81)</b>	<b>\$ 0.54</b>	<b>\$ (0.08)</b>
Distributions to shareholders:					
Net investment income	\$ (0.24)	\$ (0.23)	\$ (0.21)	\$ (0.21)	\$ (0.24)
<b>Total distributions</b>	<b>\$ (0.24)</b>	<b>\$ (0.23)</b>	<b>\$ (0.21)</b>	<b>\$ (0.21)</b>	<b>\$ (0.24)</b>
<b>Net increase (decrease) in net asset value</b>	<b>\$ 0.23</b>	<b>\$ (0.50)</b>	<b>\$ (1.02)</b>	<b>\$ 0.33</b>	<b>\$ (0.32)</b>
Net asset value, end of period	\$ 6.28	\$ 6.05	\$ 6.55	\$ 7.57	\$ 7.24
<b>Total return (c)</b>	<b>8.02%(d)</b>	<b>(4.14)%</b>	<b>(10.88)%</b>	<b>7.53%</b>	<b>(1.03)%</b>
Ratio of net expenses to average net assets	1.59%(e)	1.59%(e)	1.58%(e)	1.58%(e)	1.59%
Ratio of net investment income (loss) to average net assets	4.16%	3.80%	2.91%	2.84%	2.95%
Portfolio turnover rate	30%(f)	37%(f)	38%(f)	24%(g)	73%
Net assets, end of period (in thousands)	\$73,156	\$93,368	\$117,641	\$162,278	\$190,279
Ratios with no waiver of fees and assumption of expenses by the Adviser and no reduction for fees paid indirectly:					
Total expenses to average net assets	1.64%(e)	1.68%(e)	1.61%(e)	1.59%(e)	1.59%
Net investment income (loss) to average net assets	4.11%	3.71%	2.88%	2.83%	2.95%

- (a) On December 21, 2020, the Fund began investing as a feeder fund in Pioneer High Income Municipal Portfolio. Expense ratios disclosed prior to August 31, 2021 are for the Fund as a stand-alone fund.
- (b) The per-share data presented above is based on the average shares outstanding for the period presented.
- (c) Assumes initial investment at net asset value at the beginning of each period, reinvestment of all distributions, the complete redemption of the investment at net asset value at the end of each period and no sales charges. Total return would be reduced if sales charges were taken into account.
- (d) For the year ended August 31, 2024, the Fund's total return includes a reimbursement by the Adviser (see Notes to the Financial Statements — Note 1B). The impact on Class C's total return was less than 0.005%.
- (e) Includes the Fund's share of Pioneer High Income Municipal Portfolio's allocated expenses.
- (f) Represents the portfolio turnover rate of Pioneer High Income Municipal Portfolio.
- (g) Represents the portfolio turnover rate of the Fund as a stand-alone fund from September 1, 2020 to December 20, 2020 and of Pioneer High Income Municipal Portfolio for the period ended August 31, 2021.

The accompanying notes are an integral part of these financial statements. Additionally, the financial statements of the Pioneer High Income Municipal Portfolio are contained elsewhere in this report and should be read in conjunction with the Fund's financial statements.

[Table of Contents](#)

## Financial Highlights (continued)

	Year Ended 8/31/24	Year Ended 8/31/23	Year Ended 8/31/22	Year Ended 8/31/21(a)	Year Ended 8/31/20(a)
<b>Class Y</b>					
Net asset value, beginning of period	\$ 5.96	\$ 6.46	\$ 7.46	\$ 7.14	\$ 7.46
Increase (decrease) from investment operations:					
Net investment income (loss) (b)	\$ 0.31	\$ 0.30	\$ 0.28	\$ 0.28	\$ 0.29
Net realized and unrealized gain (loss) on investments	0.21	(0.51)	(1.00)	0.32	(0.30)
<b>Net increase (decrease) from investment operations</b>	<b>\$ 0.52</b>	<b>\$ (0.21)</b>	<b>\$ (0.72)</b>	<b>\$ 0.60</b>	<b>\$ (0.01)</b>
Distributions to shareholders:					
Net investment income	\$ (0.30)	\$ (0.29)	\$ (0.28)	\$ (0.28)	\$ (0.31)
<b>Total distributions</b>	<b>\$ (0.30)</b>	<b>\$ (0.29)</b>	<b>\$ (0.28)</b>	<b>\$ (0.28)</b>	<b>\$ (0.31)</b>
<b>Net increase (decrease) in net asset value</b>	<b>\$ 0.22</b>	<b>\$ (0.50)</b>	<b>\$ (1.00)</b>	<b>\$ 0.32</b>	<b>\$ (0.32)</b>
Net asset value, end of period	\$ 6.18	\$ 5.96	\$ 6.46	\$ 7.46	\$ 7.14
<b>Total return (c)</b>	<b>9.02%(d)</b>	<b>(3.24)%</b>	<b>(9.87)%</b>	<b>8.54%</b>	<b>(0.08)%</b>
Ratio of net expenses to average net assets	0.55%(e)	0.55%(e)	0.55%(e)	0.55%(e)	0.55%



200GalvN8GZLRRHst

Ratio of net investment income (loss) to average net assets	5.20%	4.84%	3.94%	3.85%	3.97%
Portfolio turnover rate	30%(f)	37%(f)	38%(f)	24%(g)	73%
Net assets, end of period (in thousands)	\$629,151	\$770,198	\$975,628	\$1,244,174	\$947,119
Ratios with no waiver of fees and assumption of expenses by the Adviser and no reduction for fees paid indirectly:					
Total expenses to average net assets	0.70%(e)	0.75%(e)	0.68%(e)	0.67%(e)	0.64%
Net investment income (loss) to average net assets	5.05%	4.64%	3.81%	3.73%	3.88%

- (a) On December 21, 2020, the Fund began investing as a feeder fund in Pioneer High Income Municipal Portfolio. Expense ratios disclosed prior to August 31, 2021 are for the Fund as a stand-alone fund.
- (b) The per-share data presented above is based on the average shares outstanding for the period presented.
- (c) Assumes initial investment at net asset value at the beginning of each period, reinvestment of all distributions and the complete redemption of the investment at net asset value at the end of each period.
- (d) For the year ended August 31, 2024, the Fund's total return includes a reimbursement by the Adviser (see Notes to the Financial Statements — Note 1B). The impact on Class Y's total return was less than 0.005%.
- (e) Includes the Fund's share of Pioneer High Income Municipal Portfolio's allocated expenses.
- (f) Represents the portfolio turnover rate of Pioneer High Income Municipal Portfolio.
- (g) Represents the portfolio turnover rate of the Fund as a stand-alone fund from September 1, 2020 to December 20, 2020 and of Pioneer High Income Municipal Portfolio for the period ended August 31, 2021.

**The accompanying notes are an integral part of these financial statements. Additionally, the financial statements of the Pioneer High Income Municipal Portfolio are contained elsewhere in this report and should be read in conjunction with the Fund's financial statements.**

## Notes to Financial Statements | 8/31/24

### 1. Organization and Significant Accounting Policies

Pioneer High Income Municipal Fund (the "Fund") is one of two portfolios comprising Pioneer Series Trust V (the "Trust"), a Delaware statutory trust. The Fund is registered under the Investment Company Act of 1940, as amended (the "1940 Act") as a diversified, open-end management investment company. The investment objective of the Fund is to maximize total return through a combination of income that is exempt from regular federal income tax and capital appreciation.

Effective December 21, 2020, the Fund began investing all of its investable assets as a feeder fund in Pioneer High Income Municipal Portfolio (the "Portfolio"), a portfolio of Pioneer Core Trust I, that has the same investment objective and policies as the Fund. The financial statements of the Portfolio, including the schedule of investments, are contained elsewhere in this report and should be read in conjunction with the Fund's financial statements. The Portfolio is registered under the 1940 Act as a diversified, open-end management investment company. At August 31, 2024, the Fund owned approximately 99.999% of the Portfolio. The performance of the Fund is directly affected by the performance of the Portfolio. The financial statements of the Portfolio, which are attached, are an integral part of these financial statements. Please refer to the accounting policies disclosed in the financial statements of the Portfolio for additional information regarding significant accounting policies that affect the Fund.

The Fund offers four classes of shares designated as Class A, Class C, Class K and Class Y shares. Class K shares had not commenced operations as of August 31, 2024. Each class of shares represents an interest in the same portfolio of investments of the Fund and has identical rights (based on relative net asset values) to assets and liquidation proceeds. Share classes can bear different rates of class-specific fees and expenses, such as transfer agent and distribution fees. Differences in class-specific fees and expenses will result in differences in net investment income and, therefore, the payment of different dividends from net investment income earned by each class. The Amended and Restated Declaration of Trust of the Trust gives the Board of Trustees the flexibility to specify either per-share voting or dollar-weighted voting when submitting matters for shareholder approval. Under per-share voting, each share of a class of the Fund is entitled to one vote. Under dollar-weighted voting, a shareholder's voting power is determined not by the number of shares owned, but by the dollar value of the shares on the record date. Each share class has exclusive voting rights with respect to matters affecting only that class, including



200GalvN8GZLRRHst

[Table of Contents](#)

with respect to the distribution plan for that class. There is no distribution plan for Class Y shares.

Amundi Asset Management US, Inc., an indirect, wholly owned subsidiary of Amundi and Amundi's wholly owned subsidiary, Amundi USA, Inc., serves as the investment adviser of the Fund and the Portfolio (the "Adviser"). Amundi Distributor US, Inc., an affiliate of the Adviser, serves as the Fund's distributor (the "Distributor").

The Fund is required to comply with Rule 18f-4 under the 1940 Act, which governs the use of derivatives by registered investment companies. Rule 18f-4 permits funds to enter into derivatives transactions (as defined in Rule 18f-4) and certain other transactions notwithstanding the restrictions on the issuance of "senior securities" under Section 18 of the 1940 Act. Rule 18f-4 requires a fund to establish and maintain a comprehensive derivatives risk management program, appoint a derivatives risk manager and comply with a relative or absolute limit on fund leverage risk calculated based on value-at-risk ("VaR"), unless the fund uses derivatives in only a limited manner (a "limited derivatives user"). The Fund is currently a limited derivatives user for purposes of Rule 18f-4.

The Fund is an investment company and follows investment company accounting and reporting guidance under U.S. Generally Accepted Accounting Principles ("U.S. GAAP"). U.S. GAAP requires the management of the Fund to make estimates and assumptions that affect the reported amounts of assets and liabilities, the disclosure of contingent assets and liabilities at the date of the financial statements, and the reported amounts of income, expenses and gain or loss on investments during the reporting period. Actual results could differ from those estimates.

The following is a summary of significant accounting policies followed by the Fund in the preparation of its financial statements:

**A. Security Valuation**

The net asset value of the Fund is computed once daily, on each day the New York Stock Exchange ("NYSE") is open, as of the close of regular trading on the NYSE.

The Fund records its investment in the Portfolio at value, which reflects its proportionate interest in the net assets of the Portfolio. Valuation of the securities held by the Portfolio is discussed in the notes to the Portfolio's financial statements included elsewhere in this report. Disclosure about the classification of fair value measurements is presented in a tabular format, following the Portfolio's Schedule of Investments.

[Table of Contents](#)

**B. Investment Income and Transactions**

The Fund declares as daily dividends substantially all of its net investment income. All dividends are paid on a monthly basis. Short-term capital gain distributions, if any, may be declared with the daily dividends. Distributions to shareholders are recorded as of the ex-dividend date.

The Fund receives a daily allocation of the Portfolio's income, expenses and net realized and unrealized gains and losses in proportion to its investment in the Portfolio.

During the year ended August 31, 2024, the Portfolio realized a loss of \$56,738 due to an operational error. The Adviser voluntarily reimbursed the Portfolio for this loss, which is reflected on the Statement of Operations as Reimbursement by the Adviser.

**C. Federal Income Taxes**

It is the Fund's policy to comply with the requirements of the Internal Revenue Code applicable to regulated investment companies and to distribute all of its net taxable income and net realized capital gains, if any, to its shareholders. Therefore, no provision for federal income taxes is required. As of August 31, 2024, the Fund did not accrue any interest or penalties with respect to uncertain tax positions, which, if applicable, would be recorded as an income tax expense on the Statement of Operations. Tax returns filed within the prior three years remain subject to examination by federal and state tax authorities.

The amount and character of income and capital gain distributions to shareholders are determined in accordance with federal income tax rules, which may differ from U.S. GAAP. Distributions in excess of net investment income or net realized gains are temporary over distributions for financial statement purposes resulting from differences in the recognition or classification of income or distributions for financial statement and tax purposes. Capital accounts within the financial statements are adjusted for permanent book/tax differences to reflect tax character, but are not adjusted for temporary differences.

At August 31, 2024, the Fund was permitted to carry forward indefinitely \$132,590,609 of short-term losses and \$205,674,647 of long-term losses.

[Table of Contents](#)

The tax character of distributions paid during the years ended August 31, 2024 and August 31, 2023, was as follows:

2024

2023



200GalvN86ZLRRHst

**Distributions paid from:**

Tax-exempt income	\$54,379,378	\$64,630,274
Ordinary income	1,740,762	1,354,326
<b>Total</b>	<b>\$56,120,140</b>	<b>\$65,984,600</b>

The following shows the components of distributable earnings (losses) on a federal income tax basis at August 31, 2024:

	2024
<b>Distributable earnings/(losses):</b>	
Undistributed tax-exempt income	\$ 23,078,124
Capital loss carryforward	(338,265,256)
Other book/tax temporary differences	(594,466)
Net unrealized depreciation	(40,272,595)
<b>Total</b>	<b>\$(356,054,193)</b>

At August 31, 2024, the net unrealized depreciation on investments based on cost for federal tax purposes of \$1,148,552,407 was as follows:

Aggregate gross unrealized appreciation for all investments in which there is an excess of value over tax cost	\$ 100,088,393
Aggregate gross unrealized depreciation for all investments in which there is an excess of tax cost over value	(140,360,988)
Net unrealized depreciation	<u>\$ (40,272,595)</u>

The difference between book-basis and tax-basis unrealized depreciation is attributable to the tax deferral of losses on wash sales, adjustments related to interest on defaulted bonds and the tax treatment of amortization.

**D. Fund Shares**

The Fund records sales and repurchases of its shares as of trade date. The Distributor earned \$10,785 in underwriting commissions on the sale of Class A shares during the year ended August 31, 2024.

**E. Class Allocations**

Income, common expenses and realized and unrealized gains and losses are calculated at the Fund level and allocated daily to each class of shares based on its respective percentage of adjusted net assets at the beginning of the day. Distribution fees are calculated based on the average daily net asset value attributable to Class A and Class C shares

of the Fund, respectively (see Note 4). Class Y shares do not pay distribution fees. All expenses and fees paid to the Fund's transfer agent for its services are allocated among the classes of shares based on the number of accounts in each class and the ratable allocation of related out-of-pocket expenses (see Note 4).

The Fund declares as daily dividends substantially all of its net investment income. All dividends are paid on a monthly basis. Short-term capital gain distributions, if any, may be declared with the daily dividends. Distributions to shareholders are recorded as of the ex-dividend date. Distributions paid by the Fund with respect to each class of shares are calculated in the same manner and at the same time, except that net investment income dividends to Class A, Class C, and Class Y shares can reflect different transfer agent and distribution expense rates.

**F. Risks**

The Fund invests substantially all of its assets in the Portfolio. Following are risks related to the Portfolio's investments.

The value of securities held by the Fund may go up or down, sometimes rapidly or unpredictably, due to general market conditions, such as real or perceived adverse economic, political or regulatory conditions, recessions, the spread of infectious illness or other public health issues, inflation, changes in interest rates, armed conflict such as between Russia and Ukraine or in the Middle East, sanctions against Russia, other nations or individuals or companies and possible countermeasures, lack of liquidity in the bond markets or adverse investor sentiment. In the past several years, financial markets have experienced increased volatility, depressed valuations, decreased liquidity and heightened uncertainty. These conditions may continue, recur, worsen or spread. Inflation and interest rates may increase. These circumstances could adversely affect the value and liquidity of the Fund's investments and negatively impact the Fund's performance.

Some sectors of the economy and individual issuers have experienced or may experience particularly large losses. Periods of extreme volatility in the financial markets, reduced liquidity of many instruments, increased government debt, inflation, and disruptions to supply chains, consumer demand and employee availability, may continue for some time. Following Russia's invasion of Ukraine, Russian securities lost all, or nearly all, their market value. Other securities or markets could be similarly affected by past or future political, geopolitical or other events or conditions.



Governments and central banks, including the U.S. Federal Reserve, have taken extraordinary and unprecedented actions to support local and global economies and the financial markets. These actions have resulted in significant expansion of public debt, including in the U.S. The consequences of high public debt, including its future impact on the economy and securities markets, may not be known for some time.

The U.S. and other countries are periodically involved in disputes over trade and other matters, which may result in tariffs, investment restrictions and adverse impacts on affected companies and securities. For example, the U.S. has imposed tariffs and other trade barriers on Chinese exports, has restricted sales of certain categories of goods to China, and has established barriers to investments in China. Trade disputes may adversely affect the economies of the U.S. and its trading partners, as well as companies directly or indirectly affected and financial markets generally. If the political climate between the U.S. and China does not improve or continues to deteriorate, if China were to attempt unification of Taiwan by force, or if other geopolitical conflicts develop or get worse, economies, markets and individual securities may be severely affected both regionally and globally, and the value of the Fund's assets may go down.

At times, the Fund's investments may represent industries or industry sectors that are interrelated or have common risks, making the Fund more susceptible to any economic, political, or regulatory developments or other risks affecting those industries and sectors.

Normally, the Fund invests at least 80% of its net assets (plus the amount of borrowings, if any, for investment purposes) in debt securities and other obligations issued by or on behalf of states, counties, municipalities, territories and possessions of the United States and the District of Columbia and their authorities, political subdivisions, agencies and instrumentalities, the interest on which is exempt from regular federal income tax ("municipal securities").

The municipal bond market can be susceptible to unusual volatility, particularly for lower-rated and unrated securities. Liquidity can be reduced unpredictably in response to overall economic conditions or credit tightening. Municipal issuers may be adversely affected by rising health care costs, increasing unfunded pension liabilities, and by the phasing out of federal programs providing financial support. Unfavorable conditions and developments relating to projects financed with municipal securities can result in lower revenues to issuers of municipal securities, potentially resulting in defaults. Issuers often depend on revenues from these projects to make principal and interest payments.

[Table of Contents](#)

The value of municipal securities can also be adversely affected by changes in the financial condition of one or more individual municipal issuers or insurers of municipal issuers, regulatory and political developments, tax law changes or other legislative actions, and by uncertainties and public perceptions concerning these and other factors. Municipal securities may be more susceptible to downgrades or defaults during recessions or similar periods of economic stress. Financial difficulties of municipal issuers may continue or get worse, particularly in the event of political, economic or market turmoil or a recession. To the extent the Fund invests significantly in a single state (including California, Illinois, New York and Indiana), city, territory (including Puerto Rico), or region, or in securities the payments on which are dependent upon a single project or source of revenues, or that relate to a sector or industry, including health care facilities, education, transportation, special revenues and pollution control, the Fund will be more susceptible to associated risks and developments.

The market prices of the Fund's fixed income securities may fluctuate significantly when interest rates change. The value of your investment will generally go down when interest rates rise. A rise in rates tends to have a greater impact on the prices of longer term or duration securities. For example, if interest rates increase by 1%, the value of a Fund's portfolio with a portfolio duration of ten years would be expected to decrease by 10%, all other things being equal. A general rise in interest rates could adversely affect the price and liquidity of fixed income securities. The maturity of a security may be significantly longer than its effective duration. A security's maturity and other features may be more relevant than its effective duration in determining the security's sensitivity to other factors affecting the issuer or markets generally, such as changes in credit quality or in the yield premium that the market may establish for certain types of securities (sometimes called "credit spread"). In general, the longer its maturity the more a security may be susceptible to these factors. When the credit spread for a fixed income security goes up, or "widens", the value of the security will generally go down.

If an issuer or guarantor of a security held by the Fund or a counterparty to a financial contract with the Fund defaults on its obligation to pay principal and/or interest, has its credit rating downgraded or is perceived to be less creditworthy, or the credit quality or value of any underlying assets declines, the value of your investment will typically decline. Changes in actual or perceived creditworthiness may occur quickly. The Fund could be delayed or hindered in its enforcement of rights against an issuer, guarantor or counterparty.

[Table of Contents](#)





200GalvN8GZLRHst

The Fund invests in below-investment-grade (high-yield) debt securities and preferred stocks. Some of these high-yield securities may be convertible into equity securities of the issuer. Debt securities rated below-investment-grade are commonly referred to as “junk bonds” and are considered speculative with respect to the issuer’s capacity to pay interest and repay principal. These securities involve greater risk of loss, are subject to greater price volatility, and may be less liquid and more difficult to value, especially during periods of economic uncertainty or change, than higher rated debt securities.

With the increased use of technologies such as the Internet to conduct business, the Fund is susceptible to operational, information security and related risks. While the Fund’s Adviser has established business continuity plans in the event of, and risk management systems to prevent, limit or mitigate, such cyber-attacks, there are inherent limitations in such plans and systems, including the possibility that certain risks have not been identified. Furthermore, the Fund cannot control the cybersecurity plans and systems put in place by service providers to the Fund such as the Fund’s custodian and accounting agent, and the Fund’s transfer agent. In addition, many beneficial owners of Fund shares hold them through accounts at broker-dealers, retirement platforms and other financial market participants over which neither the Fund nor the Adviser exercises control. Each of these may in turn rely on service providers to them, which are also subject to the risk of cyber-attacks. Cybersecurity failures or breaches at the Adviser or the Fund’s service providers or intermediaries have the ability to cause disruptions and impact business operations, potentially resulting in financial losses, interference with the Fund’s ability to calculate its net asset value, impediments to trading, the inability of Fund shareholders to effect share purchases, redemptions or exchanges or receive distributions, loss of or unauthorized access to private shareholder information and violations of applicable privacy and other laws, regulatory fines, penalties, reputational damage, or additional compliance costs. Such costs and losses may not be covered under any insurance. In addition, maintaining vigilance against cyber-attacks may involve substantial costs over time, and system enhancements may themselves be subject to cyber-attacks.

The Fund’s prospectus contains unaudited information regarding the Fund’s principal risks. Please refer to that document when considering the Fund’s principal risks.

[Table of Contents](#)

## 2. Management Agreement

The Adviser manages the Fund’s portfolio. Management fees payable under the Fund’s Investment Management Agreement with the Adviser are calculated daily and paid monthly at the annual rate equal to 0.50% of the Fund’s average daily net assets up to \$500 million, 0.475% of the next \$500 million of the Fund’s average daily net assets and 0.45% of the Fund’s average daily net assets over \$1 billion. For the year ended August 31, 2024, the effective management fee (excluding waivers and/or assumption of expenses) was equivalent to 0.48% of the Fund’s average daily net assets.

The Adviser has contractually agreed to limit ordinary operating expenses (ordinary operating expenses means all fund expenses other than taxes, brokerage commissions, acquired fund fees and expenses and extraordinary expenses, such as litigation) to the extent required to reduce fund expenses to 0.82%, 1.59%, 0.55% and 0.55% of the average daily net assets attributable to Class A, Class C, Class K and Class Y shares, respectively. These expense limitations are in effect through January 1, 2025. There can be no assurance that the Adviser will extend the expense limitations beyond such time. Net expenses for a class may exceed the applicable expense limitation to the extent that the Fund incurs excluded expenses. While in effect, the arrangement may be terminated for a class only by agreement of the Adviser and the Board of Trustees. Fees waived and expenses reimbursed during the year ended August 31, 2024 are reflected on the Statement of Operations.

In addition, under the management and administration agreements, certain other services and costs, including accounting, regulatory reporting and insurance premiums, are paid by the Fund as administrative reimbursements. Reflected on the Statement of Assets and Liabilities is \$58,368 in management fees payable to the Adviser at August 31, 2024.

## 3. Compensation of Officers and Trustees

The Fund pays an annual fee to its Trustees. The Adviser reimburses the Fund for fees paid to the Interested Trustees. Except for the chief compliance officer, the Fund does not pay any salary or other compensation to its officers. The Fund pays a portion of the chief compliance officer’s compensation for his services as the Fund’s chief compliance officer. Amundi US pays the remaining portion of the chief compliance officer’s compensation. For the year ended August 31, 2024, the Fund paid \$67,953 in Officers’ and Trustees’ compensation, which is reflected on the Statement of Operations as Officers’ and Trustees’ fees. At August 31, 2024, on its Statement of Assets and Liabilities, the Fund had a payable for Trustees’ fees of \$10,194 and a payable for administrative expenses of \$237,700, which includes the payable for Officers’ compensation.

[Table of Contents](#)

## 4. Transfer Agent

BNY Mellon Investment Servicing (US) Inc. serves as the transfer agent to the Fund at negotiated rates. Transfer agent fees and payables shown on the Statement of Operations and the Statement of Assets and Liabilities, respectively, include sub-transfer agent expenses incurred through the Fund’s omnibus relationship contracts.

In addition, the Fund reimbursed the transfer agent for out-of-pocket expenses incurred by the transfer agent related to shareholder communications activities such as proxy and statement mailings, and outgoing phone calls. For the year ended August 31, 2024, such out-of-pocket expenses by class of shares were as follows:



**Shareholder Communications:**

Class A	\$ 8,064
Class C	3,648
Class Y	20,645
<b>Total</b>	<b>\$32,357</b>

**5. Distribution Plan**

The Fund has adopted a distribution plan (the “Plan”) pursuant to Rule 12b-1 of the Investment Company Act of 1940 with respect to its Class A and Class C shares. Pursuant to the Plan, the Fund pays the Distributor 0.25% of the average daily net assets attributable to Class A shares as compensation for personal services and/or account maintenance services or distribution services with regard to Class A shares. Pursuant to the Plan, the Fund also pays the Distributor 1.00% of the average daily net assets attributable to Class C shares. The fee for Class C shares consists of a 0.25% service fee and a 0.75% distribution fee paid as compensation for personal services and/or account maintenance services or distribution services with regard to Class C shares. Reflected on the Statement of Assets and Liabilities is \$19,002 in distribution fees payable to the Distributor at August 31, 2024.

In addition, redemptions of Class A and Class C shares may be subject to a contingent deferred sales charge (“CDSC”). A CDSC of 1.00% may be imposed on redemptions of certain net asset value purchases of Class A shares within 12 months of purchase. Redemptions of Class C shares within 12 months of purchase are subject to a CDSC of 1.00%, based on the lower of cost or market value of shares being redeemed. Shares purchased as part of an exchange remain subject to any CDSC that applied to the original purchase of those shares. There is no CDSC for Class Y shares. Proceeds from the CDSCs are paid to the Distributor. For the year ended August 31, 2024, CDSCs in the amount of \$17,908 were paid to the Distributor.

[Table of Contents](#)

**6. Line of Credit Facility**

The Fund, along with certain other funds in the Pioneer Family of Funds, participates in a committed, unsecured revolving line of credit (“credit facility”). Borrowings are used solely for temporary or emergency purposes. The Fund may borrow up to the lesser of the amount available under the credit facility or the limits set for borrowing by the Fund’s prospectus and the 1940 Act. Until January 31, 2024, the Fund participated in a credit facility in the amount of \$380 million. Under such credit facility, depending on the type of loan, interest on borrowings was payable at the Secured Overnight Financing Rate (“SOFR”) plus a credit spread. The Fund also paid both an upfront fee and an annual commitment fee to participate in the credit facility. The upfront fee in the amount of 0.15% of the total credit facility and the commitment fee in the amount of 0.30% of the daily unused portion of each lender’s commitment were allocated among participating funds based on an allocation schedule set forth in the credit facility. Effective January 31, 2024, the Fund participates in a credit facility in the amount of \$250 million, the upfront fee with respect to the credit facility is 0.05% of the total credit facility, and the commitment fee with respect to the credit facility is 0.20% of the daily unused portion of each lender’s commitment. For the year ended August 31, 2024, the Fund had no borrowings under the credit facility.

**7. Definitive Agreement**

The Fund’s Adviser is currently an indirect, wholly-owned subsidiary of Amundi. On July 9, 2024, Amundi announced that it had entered into a definitive agreement with Victory Capital Holdings, Inc. (“Victory Capital”) to combine the Adviser with Victory Capital, and for Amundi to become a strategic shareholder of Victory Capital (the “Transaction”). Victory Capital is headquartered in San Antonio, Texas. The closing of the Transaction is subject to certain regulatory approvals and other conditions. There is no assurance that the Transaction will close.

The closing of the Transaction would cause the Fund’s current investment advisory agreement with the Adviser to terminate. Under the terms of the Transaction, the Fund’s Board of Trustees will be asked to approve a reorganization of the Fund into a corresponding, newly established Victory Fund advised by Victory Capital Management Inc., an affiliate of Victory Capital. The proposed reorganization of the Fund would be sought in connection with the closing of the Transaction. If approved by the Board, the proposal to reorganize the Fund will be submitted to the shareholders of the Fund for their approval. There is no assurance that the Board or the shareholders of the Fund will approve the proposal to reorganize the Fund.

[Table of Contents](#)

**Report of Independent Registered Public Accounting Firm**

**To the Board of Trustees of Pioneer Series Trust V and the Shareholders of Pioneer High Income Municipal Fund:**

**Opinion on the Financial Statements and Financial Highlights**

We have audited the accompanying statement of assets and liabilities of Pioneer High Income Municipal Fund (the “Fund”) (one of the funds constituting Pioneer Series Trust V), as of August 31, 2024, including the related statements of operations, changes in net assets, and the financial highlights for the year then ended and the related notes. The statements of changes in net assets for the year ended August 31, 2023 and the financial highlights for the years ended August 31, 2023, 2022, 2021, and 2020 were audited by other auditors. Those auditors expressed an unqualified opinion on those financial statements and financial highlights in their report dated October 30, 2023. In our opinion, the financial statements and financial highlights present fairly, in all material respects, the financial position of the Fund as of August 31, 2024 and the results of its operations, the changes in its net assets, and the financial highlights for the year then ended, in conformity with accounting principles generally accepted in the United States of America.



**Basis for Opinion**

These financial statements and financial highlights are the responsibility of the Fund’s management. Our responsibility is to express an opinion on the Fund’s financial statements and financial highlights based on our audits. We are a public accounting firm registered with the Public Company Accounting Oversight Board (United States) (PCAOB) and are required to be independent with respect to the Fund in accordance with the U.S. federal securities laws and the applicable rules and regulations of the Securities and Exchange Commission and the PCAOB.

We conducted our audits in accordance with the standards of the PCAOB. Those standards require that we plan and perform the audit to obtain reasonable assurance about whether the financial statements and financial highlights are free of material misstatement, whether due to error or fraud. The Fund is not required to have, nor were we engaged to perform, an audit of its internal control over financial reporting. As part of our audits we are required to obtain an understanding of internal control over financial reporting but not for the purpose of expressing an opinion on the effectiveness of the Fund’s internal control over financial reporting. Accordingly, we express no such opinion.

[Table of Contents](#)

Our audits included performing procedures to assess the risks of material misstatement of the financial statements and financial highlights, whether due to error or fraud, and performing procedures that respond to those risks. Such procedures included examining, on a test basis, evidence regarding the amounts and disclosures in the financial statements and financial highlights. Our audits also included evaluating the accounting principles used and significant estimates made by management, as well as evaluating the overall presentation of the financial statements and financial highlights. We believe that our audits provide a reasonable basis for our opinion.

DELOITTE & TOUCHE LLP  
 Boston, Massachusetts  
 October 25, 2024

We have served as the auditor of one or more of the Pioneer investment companies since 2024.

[Table of Contents](#)

**Additional Information (unaudited)**

On March 25, 2024, Ernst & Young LLP (the “Prior Auditor”) resigned as the independent registered public accounting firm of the Fund due to the independence considerations resulting from a change of the independent registered public accounting firm of a related party. The Prior Auditor’s reports on the financial statements of the Fund for the past two fiscal years, the years ended August 31, 2023 and August 31, 2022, did not contain an adverse opinion or disclaimer of opinion, and were not qualified or modified as to uncertainty, audit scope or accounting principles.

During the last two fiscal year-ends and the subsequent interim period through March 25, 2024, there were no (1) disagreements with the Prior Auditor on any matter of accounting principles or practices, financial statement disclosure, or auditing scope or procedure, which disagreements, if not resolved to the Prior Auditor’s satisfaction, would have caused it to make reference to that matter in connection with its reports on the Fund’s financial statements for such periods; or (2) “reportable events” related to the Fund, as that term is defined in Item 304 (a)(1)(v) of Regulation S-K under the Securities Exchange Act of 1934.

On March 25, 2024, the Audit Committee of the Board approved, and on March 25, 2024, the Board approved, Deloitte & Touche LLP as





the independent registered accounting firm of the Fund for fiscal periods ending after March 25, 2024.

Qualified interest income is exempt from nonresident alien (NRA) tax withholding. The percentage of the Fund's ordinary income distributions derived from qualified interest income was 100.00%.

[Table of Contents](#)

(The following financial statements of Pioneer High Income Municipal Portfolio should be read in conjunction with the Fund's financial statements.)

[Table of Contents](#)



200GalvN86ZLRRHst

**Pioneer High Income Municipal Portfolio**

Principal Amount USD (\$)		Value
<b>UNAFFILIATED ISSUERS — 99.1%</b>		
<b>MUNICIPAL BONDS — 98.8% of Net Assets(a)</b>		
<b>Alabama — 1.0%</b>		
4,525,000	Hoover Industrial Development Board, 5.75%, 10/1/49	\$ 4,709,756
6,650,000	Mobile County Industrial Development Authority, Calvert LLC Project, Series A, 5.00%, 6/1/54	6,847,305
<b>Total Alabama</b>		<b>\$ 11,557,061</b>
<b>Arizona — 1.5%</b>		
1,725,000	Arizona Industrial Development Authority, Doral Academy Nevada Fire Mesa, Series A, 5.00%, 7/15/39	\$ 1,747,339
125,000	Arizona Industrial Development Authority, Doral Academy Of Northern Nevada Project, Series A, 4.00%, 7/15/27 (144A)	126,299
265,000	Arizona Industrial Development Authority, Doral Academy Of Northern Nevada Project, Series A, 4.00%, 7/15/41 (144A)	243,686
1,115,000	Arizona Industrial Development Authority, Doral Academy Of Northern Nevada Project, Series A, 4.00%, 7/15/51 (144A)	953,749
1,040,000	Arizona Industrial Development Authority, Doral Academy Of Northern Nevada Project, Series A, 4.00%, 7/15/56 (144A)	863,938
12,490,000	Industrial Development Authority of the City of Phoenix, 3rd & Indian School Assisted Living Project, 5.40%, 10/1/36	11,511,908
1,110,000	Tempe Industrial Development Authority, Series A, 6.125%, 10/1/47 (144A)	685,691
1,000,000	Tempe Industrial Development Authority, Series A, 6.125%, 10/1/52 (144A)	616,040
<b>Total Arizona</b>		<b>\$ 16,748,650</b>
<b>Arkansas — 2.8%</b>		
13,000,000	Arkansas Development Finance Authority, Big River Steel Project, 4.50%, 9/1/49 (144A)	\$ 12,948,780
12,500,000	Arkansas Development Finance Authority, Green Bond, 5.45%, 9/1/52	13,044,750
5,000,000	Arkansas Development Finance Authority, Hybar Steel Project, Series A, 6.875%, 7/1/48 (144A)	5,456,450
<b>Total Arkansas</b>		<b>\$ 31,449,980</b>

The accompanying notes are an integral part of these financial statements.

[Table of Contents](#)

Principal Amount USD (\$)		Value
<b>California — 12.1%</b>		
2,000,000	Burbank-Glendale-Pasadena Airport Authority Brick Campaign, Brick Campaign, Series B, 5.25%, 7/1/54	\$ 2,169,440
1,745,000	California County Tobacco Securitization Agency, 5.00%, 6/1/50	1,762,869
45,000	California County Tobacco Securitization Agency, Asset-Backed, Series A, 5.875%, 6/1/43	45,173
8,400,000(b)	California Infrastructure & Economic Development Bank, Brightline West Passenger Rail Project, Series A-4, 8.00%, 1/1/50 (144A)	8,513,148
185,000	California Municipal Finance Authority, Series A, 5.00%, 12/1/36 (144A)	191,961
2,910,000	California Municipal Finance Authority, Series B, 4.75%, 12/1/31 (144A)	2,709,676
6,115,000	California Municipal Finance Authority, Series B, 5.25%, 12/1/36 (144A)	5,561,715
4,530,000	California Municipal Finance Authority, Series B, 5.50%, 12/1/39 (144A)	4,107,532
2,000,000	California Municipal Finance Authority, Baptist University, Series A, 5.00%, 11/1/46 (144A)	2,005,560
6,750,000	California Municipal Finance Authority, Baptist University, Series A, 5.50%, 11/1/45 (144A)	6,816,352
1,575,000	California Municipal Finance Authority, Santa Rosa Academy Project, 5.375%, 7/1/45 (144A)	1,604,846
1,600,000	California Municipal Finance Authority, Westside Neighborhood School Project, 6.20%, 6/15/54 (144A)	1,746,272
1,865,000	California School Finance Authority, Envision Education – Obligated Group, Series A, 5.00%, 6/1/64 (144A)	1,900,901
1,000,000	California School Finance Authority, New Designs Charter School Project, Series A, 5.00%, 6/1/64 (144A)	1,026,400
280,000	California School Finance Authority, Stem Preparatory Schools, Series A, 5.00%, 6/1/43 (144A)	292,617
500,000	California School Finance Authority, Stem Preparatory Schools, Series A, 5.125%, 6/1/53 (144A)	512,545
1,000,000	California School Finance Authority, Stem Preparatory Schools, Series A, 5.375%, 5/1/63 (144A)	1,028,070
100,000	California School Finance Authority, View Park Elementary & Middle School, Series A, 4.75%, 10/1/24	100,074
1,560,000	California Statewide Communities Development Authority, Baptist University, Series A, 6.125%, 11/1/33 (144A)	1,562,512



The accompanying notes are an integral part of these financial statements.

[Table of Contents](#)

## Schedule of Investments | 8/31/24 (continued)

Principal Amount USD (\$)		Value
	<b>California — (continued)</b>	
4,030,000	California Statewide Communities Development Authority, Baptist University, Series A, 6.375%, 11/1/43 (144A)	\$ 4,035,400
4,475,000	California Statewide Communities Development Authority, Loma Linda University Medical Center, 5.25%, 12/1/43 (144A)	4,613,054
20,760,000	California Statewide Communities Development Authority, Loma Linda University Medical Center, 5.50%, 12/1/58 (144A)	21,343,564
11,320,000	California Statewide Communities Development Authority, Loma Linda University Medical Center, Series A, 5.25%, 12/1/56 (144A)	11,441,577
675,000	Chino Community Facilities District, Series 3, 5.00%, 9/1/49	692,577
7,000,000	Golden State Tobacco Securitization Corp., Series A-1, 3.714%, 6/1/41	5,598,530
47,000,000	Golden State Tobacco Securitization Corp., Series A-1, 4.214%, 6/1/50	36,242,640
60,000,000(c)	Golden State Tobacco Securitization Corp., Series B-2, 6/1/66	7,006,800
	<b>Total California</b>	<b>\$ 134,631,805</b>
	<b>Colorado — 5.9%</b>	
4,535,000(d)	2000 Holly Metropolitan District, Series A, 5.00%, 12/1/50	\$ 4,428,518
577,000(d)	2000 Holly Metropolitan District, Series B, 7.50%, 12/15/50	544,249
5,000,000	Aerotropolis Regional Transportation Authority, 4.375%, 12/1/52	4,518,750
870,000(d)	Belleview Village Metropolitan District, 4.95%, 12/1/50	831,268
1,000,000	Colorado Educational & Cultural Facilities Authority, Ascent Classical Academy Charter Schools, Inc Project, 5.75%, 4/1/59 (144A)	1,048,910
2,500,000	Colorado Educational & Cultural Facilities Authority, Ascent Classical Academy Charter Schools, Inc Project, 5.80%, 4/1/54 (144A)	2,653,700
2,090,000(d)	Cottonwood Highlands Metropolitan District No. 1, Series B, 8.75%, 12/15/49	2,121,392
4,090,000(d)	Crystal Crossing Metropolitan District, 5.25%, 12/1/40	4,146,892
10,700,000	Dominion Water & Sanitation District, 5.875%, 12/1/52	10,937,968
8,425,000(d)	Green Valley Ranch East Metropolitan District No. 6, Series A, 5.875%, 12/1/50	8,528,459

The accompanying notes are an integral part of these financial statements.

[Table of Contents](#)

Principal Amount USD (\$)		Value
	<b>Colorado — (continued)</b>	
15,270,000(d)	Larkridge Metropolitan District No. 2, 5.25%, 12/1/48	\$ 15,257,479
2,000,000(d)	Olde Town Metropolitan District, Douglas County, 6.00%, 12/1/53 (144A)	1,999,800
2,125,000(d)	Prairie Center Metropolitan District No 3, Series A, 5.875%, 12/15/46	2,303,840
1,000,000	Rampart Range Metropolitan District No 5, 4.00%, 12/1/51	836,290
750,000(d)	Riverpark Metropolitan District/Arapahoe County, 6.00%, 12/1/42	780,247
1,400,000(d)	Riverpark Metropolitan District/Arapahoe County, 6.375%, 12/1/54	1,456,238
1,000,000	Sterling Ranch Community Authority Board, 5.625%, 12/1/43	1,036,250
1,232,000(d)	Villas Metropolitan District, Series A, 5.125%, 12/1/48	1,267,851
755,000(d)	Willow Bend Metropolitan District, Series B, 7.625%, 12/15/49	719,266
	<b>Total Colorado</b>	<b>\$ 65,417,367</b>
	<b>Delaware — 0.8%</b>	
2,250,000	Delaware State Economic Development Authority, Aspira of Delaware Charter, 4.00%, 6/1/52	\$ 1,916,437
1,380,000	Delaware State Economic Development Authority, Aspira of Delaware Charter, 4.00%, 6/1/57	1,143,454
875,000	Town of Bridgeville, Heritage Shores Special Development District, 5.25%, 7/1/44 (144A)	922,583
1,535,000	Town of Bridgeville, Heritage Shores Special Development District, 5.625%, 7/1/53 (144A)	1,623,401
1,000,000	Town of Milton, Granary At Draper Farm Special Development District, 5.70%, 9/1/44 (144A)	1,037,570
1,750,000	Town of Milton, Granary At Draper Farm Special Development District, 5.95%, 9/1/53 (144A)	1,817,900
	<b>Total Delaware</b>	<b>\$ 8,461,345</b>
	<b>District of Columbia — 1.1%</b>	
1,500,000	District of Columbia, Inspired Teaching Demonstration Public Charter School, 5.00%, 7/1/42	\$ 1,589,235
1,165,000	District of Columbia, Inspired Teaching Demonstration Public Charter School, 5.00%, 7/1/47	1,203,911
1,835,000	District of Columbia, Inspired Teaching Demonstration Public Charter School, 5.00%, 7/1/52	1,889,261



1,130,000 District of Columbia, Union Market Project, Series A, 5.125%, 6/1/34 (144A) 1,149,865

The accompanying notes are an integral part of these financial statements.

[Table of Contents](#)

## Schedule of Investments | 8/31/24 (continued)

Principal Amount USD (\$)		Value
	<b>District of Columbia — (continued)</b>	
615,000	District of Columbia Tobacco Settlement Financing Corp., Asset-Backed, 6.75%, 5/15/40	\$ 636,427
25,000,000(c)	District of Columbia Tobacco Settlement Financing Corp., Capital Appreciation, Asset-Backed, Series A, 6/15/46	5,774,750
	<b>Total District of Columbia</b>	<b>\$ 12,243,449</b>
	<b>Florida — 4.2%</b>	
275,000	Capital Projects Finance Authority, Kissimmee Charter Academy Project, 6.50%, 6/15/54 (144A)	\$ 294,168
445,000	Capital Projects Finance Authority, Kissimmee Charter Academy Project, 6.625%, 6/15/59 (144A)	474,352
2,140,000	Capital Trust Authority, Imagine School At West Pasco Project, Series A, 6.25%, 12/15/43 (144A)	2,236,835
2,100,000	Capital Trust Authority, Imagine School At West Pasco Project, Series A, 6.50%, 12/15/58 (144A)	2,184,063
6,290,000	Capital Trust Authority, Mason Classical Academy Project, Series A, 5.00%, 6/1/64 (144A)	6,321,576
1,525,000	County of Lake, Imagine South Lake, Charter School Project, 5.00%, 1/15/49 (144A)	1,517,024
5,000,000	Florida Development Finance Corp., Brightline Florida Passenger Rail Project, 5.25%, 7/1/47	5,127,600
3,000,000	Florida Development Finance Corp., Brightline Florida Passenger Rail Project, 5.25%, 7/1/53 (AGM Insured)	3,172,830
3,000,000(b)	Florida Development Finance Corp., Brightline Florida Passenger Rail Project, 12.00%, 7/15/32 (144A)	3,276,870
300,000	Florida Development Finance Corp., Glenridge On Palmer Ranch Project, 5.00%, 6/1/31 (144A)	306,801
225,000	Florida Development Finance Corp., Glenridge On Palmer Ranch Project, 5.00%, 6/1/35 (144A)	227,414
13,475,000	Florida Development Finance Corp., Glenridge On Palmer Ranch Project, 5.00%, 6/1/51 (144A)	13,184,344
850,000	Florida Development Finance Corp., The Henry Project, Series A-1, 5.25%, 6/1/54 (144A)	875,789
500,000	Florida Development Finance Corp., The Henry Project, Series A-1, 5.25%, 6/1/59 (144A)	512,610
4,100,000	Florida Development Finance Corp., The Henry Project, Series B, 6.50%, 6/1/59 (144A)	4,233,865
2,000,000	Village Community Development District No 15, 5.25%, 5/1/54 (144A)	2,097,480
	<b>Total Florida</b>	<b>\$ 46,043,621</b>

The accompanying notes are an integral part of these financial statements.

[Table of Contents](#)

Principal Amount USD (\$)		Value
	<b>Georgia — 0.5%</b>	
5,000,000	Atlanta Development Authority, Westside Gulch Area Project, Series A-2, 5.50%, 4/1/39 (144A)	\$ 5,080,700
	<b>Total Georgia</b>	<b>\$ 5,080,700</b>
	<b>Guam — 0.1%</b>	
1,100,000	Guam Economic Development & Commerce Authority, Asset-Backed, 5.625%, 6/1/47	\$ 1,100,011
	<b>Total Guam</b>	<b>\$ 1,100,011</b>
	<b>Illinois — 5.5%</b>	
10,000,000(d)	Chicago Board of Education, Series A, 5.00%, 12/1/42	\$ 9,957,900
1,000,000(d)	Chicago Board of Education, Series A, 7.00%, 12/1/46 (144A)	1,072,420
8,000,000(d)	Chicago Board of Education, Series B, 6.50%, 12/1/46	8,356,560
10,000,000(d)	Chicago Board of Education, Series D, 5.00%, 12/1/46	10,002,500
4,900,000(e)	Chicago O'Hare International Airport, Series A, 5.50%, 1/1/59	5,319,293
5,000,000(d)	City of Chicago, Series A, 5.00%, 1/1/44	5,274,700



4,050,000(f)	Illinois Finance Authority, Series A-2, 6.00%, 11/15/36	2,632,500
1,591,212(c)(f)	Illinois Finance Authority, Cabs Clare Oaks Project, Series B-1, 11/15/52	24,441
2,520,597(b)(f)	Illinois Finance Authority, Clare Oaks Project, Series A-3, 4.00%, 11/15/52	1,638,388
5,000,000(c)	Metropolitan Pier & Exposition Authority, McCormick Place Expansion Project, Series B, 12/15/54 (BAM-TCRS Insured)	1,252,400
11,975,000	Southwestern Illinois Development Authority, 5.00%, 6/1/53	11,546,654
1,235,000	Southwestern Illinois Development Authority, 8.00%, 6/1/53	1,221,464
1,344,171(f)	Southwestern Illinois Development Authority, Village of Sauget Project, 5.625%, 11/1/26	940,920
1,220,000	Village of Matteson, 6.50%, 12/1/35	1,274,754

**Total Illinois** **\$ 60,514,894**

**Indiana — 10.2%**

8,230,000	City of Anderson, 5.375%, 1/1/40 (144A)	\$ 7,318,692
420,000	City of Evansville, Silver Birch Evansville Project, 4.80%, 1/1/28	422,793
6,475,000	City of Evansville, Silver Birch Evansville Project, 5.45%, 1/1/38	6,197,935
500,000	City of Fort Wayne, 5.125%, 1/1/32	482,490

The accompanying notes are an integral part of these financial statements.

[Table of Contents](#)

## Schedule of Investments | 8/31/24 (continued)

Principal Amount USD (\$)		Value
<b>Indiana — (continued)</b>		
4,665,000	City of Fort Wayne, 5.35%, 1/1/38	\$ 4,310,507
24,990,000	City of Hammond, Custodial Receipts Cabelas Project, 7.50%, 2/1/29 (144A)	24,994,498
945,000	City of Kokomo, Silver Birch of Kokomo, 5.75%, 1/1/34	956,775
7,825,000	City of Kokomo, Silver Birch of Kokomo, 5.875%, 1/1/37	7,774,842
990,000	City of Lafayette, Glasswater Creek Lafayette Project, 5.60%, 1/1/33	988,792
6,000,000	City of Lafayette, Glasswater Creek Lafayette Project, 5.80%, 1/1/37	5,815,680
800,000	City of Mishawaka, Silver Birch Mishawaka Project, 5.10%, 1/1/32 (144A)	772,920
5,890,000	City of Mishawaka, Silver Birch Mishawaka Project, 5.375%, 1/1/38 (144A)	5,219,600
4,560,000	City of Terre Haute, 5.35%, 1/1/38	4,298,074
1,750,000	City of Valparaiso, Pratt Paper LLC Project, 4.875%, 1/1/44 (144A)	1,792,017
2,000,000	City of Valparaiso, Pratt Paper LLC Project, 5.00%, 1/1/54 (144A)	2,049,400
5,190,000	Indiana Finance Authority, Multipurpose Educational Facilities, Avondale Meadows Academy Project, 5.125%, 7/1/37	5,284,406
2,830,000	Indiana Finance Authority, Multipurpose Educational Facilities, Avondale Meadows Academy Project, 5.375%, 7/1/47	2,851,366
1,975,000	Indiana Finance Authority, Sanders Glen Project, Series A, 4.25%, 7/1/43	1,550,967
2,020,000	Indiana Finance Authority, Sanders Glen Project, Series A, 4.50%, 7/1/53	1,386,589
11,985,000	Indiana Housing & Community Development Authority, Series A, 5.00%, 1/1/39 (144A)	10,871,474
8,260,000	Indiana Housing & Community Development Authority, Evergreen Village Bloomington Project, 5.50%, 1/1/37	7,614,233
10,170,000	Town of Plainfield Multifamily Housing Revenue, 5.375%, 9/1/38	10,005,856
<b>Total Indiana</b>		<b>\$ 112,959,906</b>
<b>Kansas — 1.3%</b>		
400,000	Kansas Development Finance Authority, Series A, 5.25%, 11/15/33	\$ 368,768

The accompanying notes are an integral part of these financial statements.

[Table of Contents](#)

Principal Amount USD (\$)		Value
<b>Kansas — (continued)</b>		
15,405,000	Kansas Development Finance Authority, Series A, 5.25%, 11/15/53	\$ 11,532,337
2,500,000	Kansas Development Finance Authority, Series A, 5.50%, 11/15/38	2,193,525
<b>Total Kansas</b>		<b>\$ 14,094,630</b>
<b>Louisiana — 0.5%</b>		
1,700,000	Louisiana Public Facilities Authority, I-10 Calcasieu River Bridge Public-Private Partnership Project, 5.50%, 9/1/59	\$ 1,808,749



3,000,000	Louisiana Public Facilities Authority, I-10 Calcasieu River Bridge Public-Private Partnership Project, 5.75%, 9/1/64	3,263,670
<b>Total Louisiana</b>		<b>\$ 5,072,419</b>
<b>Massachusetts — 0.6%</b>		
2,790,000	Massachusetts Development Finance Agency, Series A, 5.00%, 7/1/44	\$ 2,821,164
635,502(f)	Massachusetts Development Finance Agency, Adventcare Project, 7.625%, 10/15/37	64
1,661,444(f)	Massachusetts Development Finance Agency, Adventcare Project, Series A, 6.75%, 10/15/37 (144A)	166
1,500,000	Massachusetts Development Finance Agency, Lowell General Hospital, Series G, 5.00%, 7/1/44	1,483,575
1,000,000	Massachusetts Development Finance Agency, Merrimack College Student Housing Project, Series A, 5.00%, 7/1/54 (144A)	1,019,390
900,000	Massachusetts Development Finance Agency, Merrimack College Student Housing Project, Series A, 5.00%, 7/1/60 (144A)	917,442
<b>Total Massachusetts</b>		<b>\$ 6,241,801</b>
<b>Michigan — 2.7%</b>		
8,340,000	David Ellis Academy-West, 5.25%, 6/1/45	\$ 7,747,943
5,485,000	Flint International Academy, 5.75%, 10/1/37	5,485,000
5,720,000	Michigan Finance Authority, Dr. Joseph F. Pollack Academic Center of Excellence Project, 5.75%, 4/1/40	6,001,996
4,000,000(b)	Michigan Strategic Fund, Series B, 7.50%, 11/1/41	4,242,240
7,085,000(b)	Michigan Strategic Fund, Michigan Department Offices Lease, Series B, 7.75%, 3/1/40	6,261,369
<b>Total Michigan</b>		<b>\$ 29,738,548</b>
<b>Minnesota — 1.9%</b>		
1,310,000	City of Bethel, 6.00%, 7/1/57	\$ 1,281,979

The accompanying notes are an integral part of these financial statements.

[Table of Contents](#)

## Schedule of Investments | 8/31/24 (continued)

Principal Amount USD (\$)		Value
<b>Minnesota — (continued)</b>		
4,210,000	City of Bethel, Series A, 5.00%, 7/1/48	\$ 4,214,252
1,000,000	City of Bethel, Series A, 5.00%, 7/1/53	970,740
2,000,000	City of Brooklyn Park, Prairie Seeds Academy Project, Series A, 5.00%, 3/1/39	2,000,100
1,500,000	City of Deephaven, Eagle Ridge Academy Project, Series A, 5.50%, 7/1/50	1,507,275
1,500,000	City of Rochester, Rochester Math & Science Academy, Series A, 5.125%, 9/1/38	1,392,420
3,145,000	City of Rochester, Rochester Math & Science Academy, Series A, 5.25%, 9/1/43	2,772,821
6,080,000	City of Rochester, Rochester Math & Science Academy, Series A, 5.375%, 9/1/50	5,121,610
2,000,000	Housing & Redevelopment Authority of The City of St. Paul Minnesota, Great River School Project, Series A, 5.50%, 7/1/52 (144A)	2,012,180
<b>Total Minnesota</b>		<b>\$ 21,273,377</b>
<b>Missouri — 0.2%</b>		
2,300,000	Kansas City Industrial Development Authority, Series A, 5.00%, 4/1/46 (144A)	\$ 2,176,881
<b>Total Missouri</b>		<b>\$ 2,176,881</b>
<b>Nevada — 0.1%</b>		
500,000	City of Las Vegas Special Improvement District No 613, Sunstone Phase III and IV, 5.25%, 12/1/47	\$ 519,510
500,000	City of Las Vegas Special Improvement District No 613, Sunstone Phase III and IV, 5.50%, 12/1/53	517,685
<b>Total Nevada</b>		<b>\$ 1,037,195</b>
<b>New Jersey — 0.3%</b>		
1,215,000	New Jersey Economic Development Authority, Charter Hatikvah International Academy, Series A, 5.25%, 7/1/37 (144A)	\$ 1,186,144
2,500,000	New Jersey Economic Development Authority, Charter Hatikvah International Academy, Series A, 5.375%, 7/1/47 (144A)	2,444,175
<b>Total New Jersey</b>		<b>\$ 3,630,319</b>
<b>New Mexico — 1.2%</b>		
13,850,000(b)	County of Otero, Otero County Jail Project, Certificate Participation, 9.00%, 4/1/28	\$ 13,088,250
<b>Total New Mexico</b>		<b>\$ 13,088,250</b>
<b>New York — 15.2%</b>		
2,600,000	Albany Capital Resource Corp., Kipp Capital Region Public Charter Schools Project, 5.00%, 6/1/64	\$ 2,669,212





The accompanying notes are an integral part of these financial statements.

32 **Pioneer High Income Municipal Portfolio** | Annual Report | 8/31/24

[Table of Contents](#)

Principal Amount USD (\$)		Value
	<b>New York — (continued)</b>	
212,975(f)	Buffalo & Erie County Industrial Land Development Corp., 5.00%, 10/1/28 (144A)	\$ 43
2,356,917(f)	Buffalo & Erie County Industrial Land Development Corp., 5.00%, 10/1/38 (144A)	471
9,250,000	Dutchess County Local Development Corp., Health Quest Systems Inc., Series B, 5.00%, 7/1/46	9,307,442
3,755,000	Erie Tobacco Asset Securitization Corp., Asset-Backed, Series A, 5.00%, 6/1/45	3,613,662
19,015,000	Nassau County Tobacco Settlement Corp., Asset-Backed, Series A-3, 5.00%, 6/1/35	17,933,997
6,245,000	Nassau County Tobacco Settlement Corp., Asset-Backed, Series A-3, 5.125%, 6/1/46	5,729,788
9,700,000	New York Counties Tobacco Trust IV, Series A, 5.00%, 6/1/42	9,306,083
5,600,000	New York Counties Tobacco Trust IV, Series A, 6.25%, 6/1/41 (144A)	5,601,008
21,120,000	New York Counties Tobacco Trust IV, Settlement pass through, Series A, 5.00%, 6/1/45	19,832,736
51,600,000(c)	New York Counties Tobacco Trust V, Capital Appreciation Pass Through, Series 4A, 6/1/60 (144A)	2,859,672
7,440,000	New York Counties Tobacco Trust VI, Series 2B, 5.00%, 6/1/45	7,205,342
11,665,000	New York Counties Tobacco Trust VI, Settlement pass through, Series 2B, 5.00%, 6/1/51	11,268,507
20,000,000	New York Transportation Development Corp., John F. Kennedy International Airport New Terminal One Project, 5.50%, 6/30/60	21,288,400
1,000,000	Onondaga Civic Development Corp., Crouse Health Hospital, Inc. Project, 5.125%, 8/1/44	1,019,280
1,500,000	Onondaga Civic Development Corp., Crouse Health Hospital, Inc. Project, 5.375%, 8/1/54	1,546,770
2,415,000	Riverhead Industrial Development Agency, 7.65%, 8/1/34	2,417,560
5,100,000	Suffolk Regional Off-Track Betting Co., 6.00%, 12/1/53	5,358,774
13,890,000	TSASC, Inc., Series B, 5.00%, 6/1/45	12,578,228
17,590,000	TSASC, Inc., Series B, 5.00%, 6/1/48	15,995,291

The accompanying notes are an integral part of these financial statements.

**Pioneer High Income Municipal Portfolio** | Annual Report | 8/31/24

[Table of Contents](#)

**Schedule of Investments | 8/31/24 (continued)**

Principal Amount USD (\$)		Value
	<b>New York — (continued)</b>	
9,000,000	Westchester County Local Development Corp., Purchase Senior Learning Community, Inc. Project, 4.50%, 7/1/56 (144A)	\$ 8,235,990
5,000,000	Westchester County Local Development Corp., Purchase Senior Learning Community, Inc. Project, 5.00%, 7/1/36 (144A)	5,240,800
	<b>Total New York</b>	<b>\$ 169,009,056</b>
	<b>Ohio — 4.0%</b>	
40,000,000	Buckeye Tobacco Settlement Financing Authority, Senior Class 2, Series B-2, 5.00%, 6/1/55	\$ 36,860,000
980,000	Ohio Housing Finance Agency, Sanctuary Springboro Project, 5.125%, 1/1/32 (144A)	865,605
5,275,000	Ohio Housing Finance Agency, Sanctuary Springboro Project, 5.45%, 1/1/38 (144A)	4,515,558
1,000,000	Port of Greater Cincinnati Development Authority, RBM Phase 3 Garage Project, 5.00%, 12/1/44	1,017,970
1,500,000	Port of Greater Cincinnati Development Authority, RBM Phase 3 Garage Project, 5.125%, 12/1/55	1,507,875
	<b>Total Ohio</b>	<b>\$ 44,767,008</b>
	<b>Pennsylvania — 6.5%</b>	
1,750,000	Allentown Neighborhood Improvement Zone Development Authority, Waterfront - 30 E. Allen Street Project, Series A, 5.25%, 5/1/42 (144A)	\$ 1,793,698
3,900,000	Allentown Neighborhood Improvement Zone Development Authority, Waterfront - 30 E. Allen Street Project, Series B, 6.00%, 5/1/42 (144A)	4,136,496
1,000,000	Chester County Industrial Development Authority, Collegium Charter School, Series A, 5.125%, 10/15/37	1,011,160



2,035,000	Chester County Industrial Development Authority, Collegium Charter School, Series A, 5.25%, 10/15/47	2,052,521
8,465,000	Delaware County Industrial Development Authority, Chester Charter School Arts Project, Series A, 5.125%, 6/1/46 (144A)	8,391,863
2,290,000	Philadelphia Authority for Industrial Development, 5.00%, 4/15/42 (144A)	2,345,349
3,335,000	Philadelphia Authority for Industrial Development, 5.00%, 4/15/52 (144A)	3,279,772
1,660,000	Philadelphia Authority for Industrial Development, 5.125%, 6/1/38 (144A)	1,717,386
6,045,000(b)	Philadelphia Authority for Industrial Development, 5.125%, 12/15/44 (144A)	5,871,267
3,500,000	Philadelphia Authority for Industrial Development, 5.25%, 6/1/48 (144A)	3,580,150

The accompanying notes are an integral part of these financial statements.

[Table of Contents](#)

Principal Amount USD (\$)		Value
<b>Pennsylvania — (continued)</b>		
4,370,000	Philadelphia Authority for Industrial Development, 5.375%, 6/1/53 (144A)	\$ 4,448,835
9,435,000	Philadelphia Authority for Industrial Development, 5.50%, 6/1/49 (144A)	9,497,271
900,000	Philadelphia Authority for Industrial Development, Series A, 5.00%, 11/15/31	886,194
4,055,000	Philadelphia Authority for Industrial Development, 2800 American Street Co. Project, Series A, 5.625%, 7/1/48 (144A)	4,080,141
8,295,000	Philadelphia Authority for Industrial Development, Global Leadership Academy Charter School Project, Series A, 5.00%, 11/15/50	7,401,131
2,200,000	Philadelphia Authority for Industrial Development, Greater Philadelphia Health Action, Inc. Project, Series A, 6.50%, 6/1/45	2,200,044
2,940,000	Philadelphia Authority for Industrial Development, Greater Philadelphia Health Action, Inc., Project, Series A, 6.625%, 6/1/50	2,940,265
1,045,000	Philadelphia Authority for Industrial Development, Green Woods Charter School, Series A, 5.125%, 6/15/42	1,062,859
970,000	Philadelphia Authority for Industrial Development, Green Woods Charter School, Series A, 5.25%, 6/15/52	973,676
1,020,000	Philadelphia Authority for Industrial Development, Green Woods Charter School, Series A, 5.375%, 6/15/57	1,026,905
1,500,000	Philadelphia Authority for Industrial Development, Tacony Academy Charter school Project, 5.375%, 6/15/38 (144A)	1,529,880
1,750,000	Philadelphia Authority for Industrial Development, Tacony Academy Charter school Project, 5.50%, 6/15/43 (144A)	1,782,690
	<b>Total Pennsylvania</b>	<b>\$ 72,009,553</b>
<b>Puerto Rico — 5.1%</b>		
26,562,686(b)	Commonwealth of Puerto Rico, 11/1/43	\$ 16,803,556
10,000,000(b)	Commonwealth of Puerto Rico, 11/1/51	3,115,000
25,000,000(b)	Commonwealth of Puerto Rico, 11/1/51	6,078,250
7,989,000(d)	Commonwealth of Puerto Rico, Restructured Series A-1, 4.00%, 7/1/46	7,426,654

The accompanying notes are an integral part of these financial statements.

[Table of Contents](#)

## Schedule of Investments | 8/31/24 (continued)

Principal Amount USD (\$)		Value
<b>Puerto Rico — (continued)</b>		
17,143,120	GDB Debt Recovery Authority of Puerto Rico, 7.50%, 8/20/40	\$ 16,671,684
20,000,000(c)	Puerto Rico Sales Tax Financing Corp. Sales Tax Revenue, Series A-1, 7/1/46	6,721,200
	<b>Total Puerto Rico</b>	<b>\$ 56,816,344</b>
<b>Rhode Island — 0.1%</b>		
2,065,000(f)	Central Falls Detention Facility Corp., 7.25%, 7/15/35	\$ 826,000
	<b>Total Rhode Island</b>	<b>\$ 826,000</b>
<b>Tennessee — 0.5%</b>		
2,000,000	Knox County Health Educational & Housing Facility Board, University of Tennessee Project, Series B-1, 5.125%, 7/1/59 (BAM Insured)	\$ 2,113,740





200GalvN8GZLRRHst

1,000,000	Shelby County Health & Educational Facilities Board, Madrone Memphis Student Housing I LLC - University Of Memphis Project, Series A-1, 5.00%, 6/1/44 (144A)	1,017,200
2,000,000	Shelby County Health & Educational Facilities Board, Madrone Memphis Student Housing I LLC - University Of Memphis Project, Series A-1, 5.25%, 6/1/56 (144A)	2,037,980
<b>Total Tennessee</b>		<b>\$ 5,168,920</b>

**Texas — 6.0%**

600,000	Arlington Higher Education Finance Corp., Basis Texas Charter Schools, Inc., 4.875%, 6/15/54 (144A)	602,688
1,200,000	Arlington Higher Education Finance Corp., Basis Texas Charter Schools, Inc., 5.00%, 6/15/64 (144A)	1,204,800
600,000	Arlington Higher Education Finance Corp., Great Hearts America, Series A, 5.00%, 8/15/49	605,838
16,875,000	Arlington Higher Education Finance Corp., LTTS Charter School, Universal Academy, 5.45%, 3/1/49 (144A)	17,983,519
525,000	Arlington Higher Education Finance Corp., Universal Academy, Series A, 6.625%, 3/1/29	526,412
375,000	Arlington Higher Education Finance Corp., Universal Academy, Series A, 7.00%, 3/1/34	375,743
7,030,000	Arlington Higher Education Finance Corp., Universal Academy, Series A, 7.125%, 3/1/44	7,033,093
150,000	City of Celina, 5.50%, 9/1/24	150,000
700,000	Clifton Higher Education Finance Corp., Inspire Academies, 5.25%, 8/15/44 (PSF-GTD Insured)	774,627
1,750,000	Clifton Higher Education Finance Corp., Inspire Academies, 5.25%, 8/15/49 (PSF-GTD Insured)	1,893,990

The accompanying notes are an integral part of these financial statements.

[Table of Contents](#)

Principal Amount USD (\$)		Value
<b>Texas — (continued)</b>		
575,000(e)	Clifton Higher Education Finance Corp., Valor Education, Series A, 5.75%, 6/15/44 (144A)	\$ 579,105
800,000(e)	Clifton Higher Education Finance Corp., Valor Education, Series A, 6.00%, 6/15/54 (144A)	803,368
16,755,000(b)(f)	Greater Texas Cultural Education Facilities Finance Corp., 9.00%, 2/1/50 (144A)	9,550,350
3,335,000(b)(f)	Greater Texas Cultural Education Facilities Finance Corp., Series B, 9.00%, 2/1/33 (144A)	1,900,950
9,800,000	Greater Texas Cultural Education Facilities Finance Corp., Texas Bipomedical Research Institute Project, Series A, 5.25%, 6/1/54	10,442,978
4,500,000	New Hope Cultural Education Facilities Finance Corp., Sanctuary LTC Project, Series A-1, 5.50%, 1/1/57	4,310,730
1,500,000	Port of Beaumont Navigation District, Jefferson Gulf Coast Energy Project, Series A, 5.00%, 1/1/39 (144A)	1,545,630
500,000	Port of Beaumont Navigation District, Jefferson Gulf Coast Energy Project, Series A, 5.25%, 1/1/54 (144A)	515,980
8,142,447(f)	Tarrant County Cultural Education Facilities Finance Corp., Series A, 5.75%, 12/1/54	5,292,591
1,000,000(b)	Texas Midwest Public Facility Corp., Secure Treatment Facility Project, Restructured, 12/1/30	720,250
<b>Total Texas</b>		<b>\$ 66,812,642</b>
<b>Virginia — 4.2%</b>		
17,595,000	Tobacco Settlement Financing Corp., Series A-1, 6.706%, 6/1/46	\$ 14,607,193
23,495,000	Tobacco Settlement Financing Corp., Series B-1, 5.00%, 6/1/47	22,685,832
5,905,000(b)	Tobacco Settlement Financing Corp., Series B-2, 5.20%, 6/1/46	5,905,827
14,000,000(c)	Tobacco Settlement Financing Corp., Series D, 6/1/47	3,831,660
<b>Total Virginia</b>		<b>\$ 47,030,512</b>
<b>Wisconsin — 2.7%</b>		
2,500,000	Public Finance Authority, American Preparatory Academy - Las Vegas Project, Series A, 5.125%, 7/15/37 (144A)	\$ 2,539,300
775,000	Public Finance Authority, Community School of Davidson Project, 5.00%, 10/1/33	801,032
1,590,000	Public Finance Authority, Coral Academy Science Las Vegas, Series A, 5.625%, 7/1/44	1,593,100

The accompanying notes are an integral part of these financial statements.

[Table of Contents](#)

**Schedule of Investments | 8/31/24 (continued)**

Principal Amount USD (\$)		Value
<b>Wisconsin — (continued)</b>		



200GalvN8GZLRRHsT

370,000	Public Finance Authority, Coral Academy Science Reno, 5.00%, 6/1/29 (144A)	\$ 375,543
1,710,000	Public Finance Authority, Coral Academy Science Reno, 5.00%, 6/1/39 (144A)	1,702,373
1,150,000	Public Finance Authority, Coral Academy Science Reno, Series A, 4.00%, 6/1/61 (144A)	889,893
335,000	Public Finance Authority, Coral Academy Science Reno, Series A, 5.375%, 6/1/37 (144A)	345,231
900,000	Public Finance Authority, Coral Academy Science Reno, Series A, 5.875%, 6/1/52 (144A)	914,175
1,565,000	Public Finance Authority, Coral Academy Science Reno, Series A, 6.00%, 6/1/62 (144A)	1,617,694
9,310,000	Public Finance Authority, Gardner Webb University, 5.00%, 7/1/31 (144A)	9,807,061
150,000	Public Finance Authority, Lead Academy Project, Series A, 4.25%, 8/1/26 (144A)	149,814
2,000,000	Public Finance Authority, Lead Academy Project, Series A, 5.00%, 8/1/36 (144A)	1,935,040
2,500,000	Public Finance Authority, Lead Academy Project, Series A, 5.125%, 8/1/46 (144A)	2,320,250
230,000	Public Finance Authority, Quality Education Academy Project, Series A, 5.25%, 7/15/33 (144A)	238,738
690,000	Public Finance Authority, Quality Education Academy Project, Series A, 6.00%, 7/15/43 (144A)	730,620
640,000	Public Finance Authority, Quality Education Academy Project, Series A, 6.25%, 7/15/53 (144A)	672,333
1,175,000	Public Finance Authority, Quality Education Academy Project, Series A, 6.50%, 7/15/63 (144A)	1,240,518
2,000,000	Public Finance Authority, SearStone CCRC Project, 4.00%, 6/1/41 (144A)	1,631,300
500,000	Public Finance Authority, SearStone CCRC Project, Series A, 5.00%, 6/1/37 (144A)	490,670
10,640,000(c)(f)+	Public Finance Authority, Springshire Pre-Development Project, 12/1/20 (144A)	—
<b>Total Wisconsin</b>		<b>\$ 29,994,685</b>
<b>TOTAL MUNICIPAL BONDS</b>		<b>\$1,094,996,929</b>
(Cost \$1,120,352,164)		

The accompanying notes are an integral part of these financial statements.

38 **Pioneer High Income Municipal Portfolio** | Annual Report | 8/31/24

[Table of Contents](#)

Principal Amount USD (\$)		Value
<b>DEBTORS IN POSSESSION FINANCING — 0.3% OF NET ASSETS#</b>		
<b>Retirement Housing — 0.3%</b>		
9,000,000(f)+	Springshire Retirement LLC - Promissory Note, 9.00%, 12/31/24	\$ 2,970,000
196,726(f)+	The Oaks at Bartlett - Promissory Note, 14.00%, 12/1/24	196,726
<b>Total Retirement Housing</b>		<b>\$ 3,166,726</b>
<b>TOTAL DEBTORS IN POSSESSION FINANCING</b>		<b>\$ 3,166,726</b>
(Cost \$9,196,726)		
<b>TOTAL INVESTMENTS IN UNAFFILIATED ISSUERS — 99.1%</b>		<b>\$1,098,163,655</b>
(Cost \$1,129,548,890)		
<b>OTHER ASSETS AND LIABILITIES — 0.9%</b>		<b>\$ 10,126,428</b>
<b>NET ASSETS — 100.0%</b>		<b>\$1,108,290,083</b>

AGM	Assured Guaranty Municipal Corp.
BAM	Build America Mutual Assurance Company.
PSF-GTD	Permanent School Fund Guaranteed.
TCRS	Transferable Custodial Receipts.
(144A)	The resale of such security is exempt from registration under Rule 144A of the Securities Act of 1933. Such securities may be resold normally to qualified institutional buyers. At August 31, 2024, the value of these securities amounted to \$366,949,422, or 33.1% of net assets.
(a)	Consists of Revenue Bonds unless otherwise indicated.
(b)	The interest rate is subject to change periodically. The interest rate and/or reference index and spread shown at August 31, 2024.
(c)	Security issued with a zero coupon. Income is recognized through accretion of discount.
(d)	Represents a General Obligation Bond.
(e)	Securities purchased on a when-issued basis. Rates do not take effect until settlement date.
(f)	Security is in default.
+	Security is valued using significant unobservable inputs (Level 3).
#	Securities are restricted as to resale.



The accompanying notes are an integral part of these financial statements.

[Table of Contents](#)

## Schedule of Investments | 8/31/24 (continued)

Restricted Securities	Acquisition date	Cost	Value
Springshire Retirement LLC - Promissory Note	12/1/2021	\$9,000,000	\$2,970,000
The Oaks at Bartlett - Promissory Note	2/6/2024	196,726	196,726
<b>Total Restricted Securities</b>			\$3,166,726
<b>% of Net assets</b>			0.3%

The concentration of investments as a percentage of total investments by type of obligation/market sector is as follows:

**Revenue Bonds:**

Tobacco Revenue	23.1%
Education Revenue	22.0
Health Revenue	19.0
Development Revenue	14.6
Transportation Revenue	4.7
Other Revenue	4.0
Facilities Revenue	1.9
Water Revenue	1.0
General Revenue	0.3
	90.6%

**General Obligation Bonds:**

9.4%  
100.0%

Purchases and sales of securities (excluding short-term investments and all derivative contracts except for options purchased) for the year ended August 31, 2024, aggregated \$336,846,572 and \$544,115,676, respectively.

Various inputs are used in determining the value of the Portfolio's investments. These inputs are summarized in the three broad levels below.

- Level 1 – unadjusted quoted prices in active markets for identical securities.
- Level 2 – other significant observable inputs (including quoted prices for similar securities, interest rates, prepayment speeds, credit risks, etc.).
- Level 3 – significant unobservable inputs (including the Adviser's own assumptions in determining fair value of investments).

The accompanying notes are an integral part of these financial statements.

[Table of Contents](#)

The following is a summary of the inputs used as of August 31, 2024 in valuing the Portfolio's investments:

	Level 1	Level 2	Level 3	Total
Municipal Bonds	\$—	\$1,094,996,929	\$ —*	\$1,094,996,929
Debtors in Possession Financing	—	—	3,166,726	3,166,726
<b>Total Investments in Securities</b>	<b>\$—</b>	<b>\$1,094,996,929</b>	<b>\$3,166,726</b>	<b>\$1,098,163,655</b>

\* Securities valued at \$0.

Transfers are calculated on the beginning of period values. During the year ended August 31, 2024, a security valued at \$1,064,000 was transferred from Level 2 to Level 3, due to valuing the security using unobservable inputs. There were no other transfers in or out of Level 3 during the period.



200GalvN8GZLRRHst

The accompanying notes are an integral part of these financial statements.

[Table of Contents](#)

## Statement of Assets and Liabilities | 8/31/24

### ASSETS:

Investments in unaffiliated issuers, at value (cost \$1,129,548,890)	\$1,098,163,655
Cash	4,448,082
Receivables —	
Proceeds from contributions	1,600,669
Interest	14,643,628
Other assets	327,838
<b>Total assets</b>	<b>\$1,119,183,872</b>

### LIABILITIES:

Payables —	
Investment securities purchased	\$ 8,689,167
Value of withdrawals	2,078,074
Trustees' fees	9,287
Administrative expenses	28,704
Accrued expenses	88,557
<b>Total liabilities</b>	<b>\$ 10,893,789</b>

### NET ASSETS:

Paid-in capital	\$1,069,050,777
Distributable earnings	39,239,306
<b>Net assets</b>	<b>\$1,108,290,083</b>

The accompanying notes are an integral part of these financial statements.



[Table of Contents](#)

## Statement of Operations FOR THE YEAR ENDED 8/31/24

### INVESTMENT INCOME:

Interest from unaffiliated issuers	\$ 66,454,891	
<b>Total Investment Income</b>		<b>\$ 66,454,891</b>

### EXPENSES:

Administrative expenses	\$ 66,833	
Custodian fees	10,625	
Professional fees	126,732	
Printing expense	9,430	
Officers' and Trustees' fees	62,758	
Insurance expense	21,298	
Miscellaneous	1,376	
<b>Total expenses</b>		<b>\$ 299,052</b>
<b>Net investment income</b>		<b>\$ 66,155,839</b>

### REALIZED AND UNREALIZED GAIN (LOSS) ON INVESTMENTS:

Net realized gain (loss) on:		
Reimbursement by the Adviser	\$ 56,738	
Investments in unaffiliated issuers	(97,383,475)	\$(97,326,737)
Change in net unrealized appreciation (depreciation) on:		
Investments in unaffiliated issuers		\$133,563,615
<b>Net realized and unrealized gain (loss) on investments</b>		<b>\$ 36,236,878</b>
<b>Net increase in net assets resulting from operations</b>		<b>\$102,392,717</b>

The accompanying notes are an integral part of these financial statements.

[Table of Contents](#)

## Statements of Changes in Net Assets

	Year Ended 8/31/24	Year Ended 8/31/23
<b>FROM OPERATIONS:</b>		
Net investment income (loss)	\$ 66,155,839	\$ 77,181,556
Net realized gain (loss) on investments	(97,326,737)	(71,900,401)
Change in net unrealized appreciation (depreciation) on investments	133,563,615	(49,144,124)
<b>Net increase (decrease) in net assets resulting from operations</b>	<b>\$ 102,392,717</b>	<b>\$ (43,862,969)</b>
<b>FROM CAPITAL TRANSACTIONS:</b>		
Proceeds from contributions	\$ 299,196,820	\$ 514,947,243
Value of withdrawals	(606,089,140)	(777,581,636)
<b>Net decrease in net assets resulting from capital transactions</b>	<b>\$ (306,892,320)</b>	<b>\$ (262,634,393)</b>
<b>Net decrease in net assets</b>	<b>\$ (204,499,603)</b>	<b>\$ (306,497,362)</b>
<b>NET ASSETS:</b>		
Beginning of year	\$1,312,789,686	\$1,619,287,048



End of year	<b>\$1,108,290,083</b>	<b>\$1,312,789,686</b>
-------------	------------------------	------------------------

The accompanying notes are an integral part of these financial statements.

**44** [Pioneer High Income Municipal Portfolio](#) | Annual Report | 8/31/24

[Table of Contents](#)

## Financial Highlights

	Year Ended 8/31/24	Year Ended 8/31/23	Year Ended 8/31/22	12/21/20 to 8/31/21*
<b>Total return</b>	<b>9.54%(a)</b>	<b>(2.71)%</b>	<b>(9.34)%</b>	<b>6.30%(b)</b>
Ratio of net expenses to average net assets	0.03%	0.02%	0.02%	0.02%(c)
Ratio of net investment income (loss) to average net assets	5.72%	5.35%	4.47%	3.07%(c)
Portfolio turnover rate	30%	37%	38%	11%(b)(d)
Net assets, end of period (in thousands)	\$1,108,290	\$1,312,790	\$1,619,287	\$2,054,850

\* The Portfolio commenced operations on December 21, 2020.

- (a) For the year ended August 31, 2024, the Portfolio's total return includes a reimbursement by the Adviser (see Notes to the Financial Statements — Note 1B). The impact on the total return was less than 0.005%.
- (b) Not annualized.
- (c) Annualized.
- (d) The portfolio turnover rate excludes purchases and sales from the transfer of assets from Pioneer High Income Municipal Fund (see Note 1).

The accompanying notes are an integral part of these financial statements.



[Table of Contents](#)

## Notes to Financial Statements | 8/31/24

### 1. Organization and Significant Accounting Policies

Pioneer High Income Municipal Portfolio (the "Portfolio") is a diversified series of Pioneer Core Trust I (the "Trust"), an open-end management investment company established as a Delaware statutory trust on October 14, 2020. The Portfolio is registered under the Investment Company Act of 1940, as amended (the "1940 Act") as a diversified, open-end management investment company. The investment objective of the Portfolio is to maximize total return through a combination of income that is exempt from regular federal income tax and capital appreciation.

The Declaration of Trust permits the Trustees to issue beneficial interests in the Portfolio. At August 31, 2024, all investors in the Portfolio were funds advised by the investment adviser of the Portfolio. At August 31, 2024, Pioneer High Income Municipal Fund owned approximately 99.999% of the Portfolio and Pioneer MAP - High Income Municipal Fund owned approximately 0.001% of the Portfolio. On December 21, 2020, the Pioneer High Income Municipal Fund transferred all of its investable assets, with a cost basis of \$1,707,664,760 and a value of \$1,760,998,235, to the Portfolio in exchange for an interest in the Portfolio. The transaction was structured to qualify as a tax-free exchange of assets.

Amundi Asset Management US, Inc., an indirect, wholly owned subsidiary of Amundi and Amundi's wholly owned subsidiary, Amundi USA, Inc., serves as the Portfolio's investment adviser (the "Adviser"). Amundi Distributor US, Inc., an affiliate of the Adviser, serves as the Portfolio's placement agent.

The Portfolio is required to comply with Rule 18f-4 under the 1940 Act, which governs the use of derivatives by registered investment companies. Rule 18f-4 permits portfolios to enter into derivatives transactions (as defined in Rule 18f-4) and certain other transactions notwithstanding the restrictions on the issuance of "senior securities" under Section 18 of the 1940 Act. Rule 18f-4 requires a portfolio to establish and maintain a comprehensive derivatives risk management program, appoint a derivatives risk manager and comply with a relative or absolute limit on portfolio leverage risk calculated based on value-at-risk ("VaR"), unless the portfolio uses derivatives in only a limited manner (a "limited derivatives user"). The Portfolio is currently a limited derivatives user for purposes of Rule 18f-4.

The Portfolio is an investment company and follows investment company accounting and reporting guidance under U.S. Generally Accepted Accounting Principles ("U.S. GAAP"). U.S. GAAP requires the management

[Table of Contents](#)

of the Portfolio to make estimates and assumptions that affect the reported amounts of assets and liabilities, the disclosure of contingent assets and liabilities at the date of the financial statements, and the reported amounts of income, expenses and gain or loss on investments during the reporting period. Actual results could differ from those estimates.

The following is a summary of significant accounting policies followed by the Portfolio in the preparation of its financial statements:

#### A. Security Valuation

Investments are stated at value, computed once daily, on each day the New York Stock Exchange ("NYSE") is open, as of the close of regular trading on the NYSE.

Fixed-income securities are valued by using prices supplied by independent pricing services, which consider such factors as market prices, market events, quotations from one or more brokers, Treasury spreads, yields, maturities and ratings, or may use a pricing matrix or other fair value methods or techniques to provide an estimated value of the security or instrument. A pricing matrix is a means of valuing a debt security on the basis of current market prices for other debt securities, historical trading patterns in the market for fixed-income securities and/or other factors. Non-U.S. debt securities that are listed on an exchange will be valued at the bid price obtained from an independent third party pricing service. When independent third party pricing services are unable to supply prices, or when prices or market quotations are considered to be unreliable, the value of that security may be determined using quotations from one or more broker-dealers.

Securities for which independent pricing services or broker-dealers are unable to supply prices or for which market prices and/or quotations are not readily available or are considered to be unreliable are valued by a fair valuation team comprised of certain personnel of the Adviser. The Adviser is designated as the valuation designee for the Portfolio pursuant to Rule 2a-5 under the 1940 Act. The Adviser's fair valuation team is responsible for monitoring developments that may impact fair valued securities.

Inputs used when applying fair value methods to value a security may include credit ratings, the financial condition of the company, current market conditions and comparable securities. The Adviser may use fair value methods if it is determined that a significant event has occurred after the close of the exchange or market on which the security trades and prior to the determination of the Portfolio's net asset value. Examples of a significant event might include political or economic

[Table of Contents](#)

news, corporate restructurings, natural disasters, terrorist activity or trading halts. Thus, the valuation of the Portfolio's securities may differ significantly from exchange prices, and such differences could be material.





200GalvN8GZLRRHst

**B. Investment Income and Transactions**

Interest income, including interest on income-bearing cash accounts, is recorded on the accrual basis. Dividend and interest income are reported net of unrecoverable foreign taxes withheld at the applicable country rates and net of income accrued on defaulted securities.

Interest and dividend income payable by delivery of additional shares is reclassified as PIK (payment-in-kind) income upon receipt and is included in interest and dividend income, respectively.

Security transactions are recorded as of trade date. Gains and losses on sales of investments are calculated on the identified cost method for both financial reporting and federal income tax purposes.

During the year ended August 31, 2024, the Portfolio realized a loss of \$56,738 due to an operational error. The Adviser voluntarily reimbursed the Portfolio for this loss, which is reflected on the Statement of Operations as Reimbursement by the Adviser.

The Portfolio makes a daily allocation of its net investment income and realized and unrealized gains and losses from securities to its investors in proportion to their investment in the Portfolio.

**C. Federal Income Taxes**

The Portfolio is classified as a partnership for federal income tax purposes. As such, each investor in the Portfolio is treated as the owner of its proportionate share of the net assets, income, expenses and realized and unrealized gains and losses of the Portfolio. Therefore, no federal income tax provision is required. It is intended that the Portfolio's assets will be managed so an investor in the Portfolio can satisfy the requirements of Subchapter M of the Internal Revenue Code.

Management has analyzed the Portfolio's tax positions taken on income tax returns for all open tax years and has concluded no provision for income tax is required in the Portfolio's financial statements. The Portfolio's federal and state income and federal excise tax returns for tax years for which the applicable statutes of limitations have not expired are subject to examination by the Internal Revenue Service and state departments of revenue.

**D. Risks**

The value of securities held by the Portfolio may go up or down, sometimes rapidly or unpredictably, due to general market conditions, such as real or perceived adverse economic, political or regulatory conditions, recessions, the spread of infectious illness or other public health issues, inflation, changes in interest rates, armed conflict such as between Russia and Ukraine or in the Middle East, sanctions against Russia, other nations or individuals or companies and possible countermeasures, lack of liquidity in the bond markets or adverse investor sentiment. In the past several years, financial markets have experienced increased volatility, depressed valuations, decreased liquidity and heightened uncertainty. These conditions may continue, recur, worsen or spread. Inflation and interest rates may increase. These circumstances could adversely affect the value and liquidity of the Portfolio's investments and negatively impact the Portfolio's performance.

Some sectors of the economy and individual issuers have experienced or may experience particularly large losses. Periods of extreme volatility in the financial markets, reduced liquidity of many instruments, increased government debt, inflation, and disruptions to supply chains, consumer demand and employee availability, may continue for some time. Following Russia's invasion of Ukraine, Russian securities lost all, or nearly all, their market value. Other securities or markets could be similarly affected by past or future political, geopolitical or other events or conditions.

Governments and central banks, including the U.S. Federal Reserve, have taken extraordinary and unprecedented actions to support local and global economies and the financial markets. These actions have resulted in significant expansion of public debt, including in the U.S. The consequences of high public debt, including its future impact on the economy and securities markets, may not be known for some time.

The U.S. and other countries are periodically involved in disputes over trade and other matters, which may result in tariffs, investment restrictions and adverse impacts on affected companies and securities. For example, the U.S. has imposed tariffs and other trade barriers on Chinese exports, has restricted sales of certain categories of goods to China, and has established barriers to investments in China. Trade disputes may adversely affect the economies of the U.S. and its trading partners, as well as companies directly or indirectly affected and financial markets generally. If the political climate between the U.S. and China does not improve or continues to deteriorate, if China were to





attempt unification of Taiwan by force, or if other geopolitical conflicts develop or get worse, economies, markets and individual securities may be severely affected both regionally and globally, and the value of the Portfolio's assets may go down.

At times, the Portfolio's investments may represent industries or industry sectors that are interrelated or have common risks, making the Portfolio more susceptible to any economic, political, or regulatory developments or other risks affecting those industries and sectors.

Normally, the Portfolio invests at least 80% of its net assets (plus the amount of borrowings, if any, for investment purposes) in debt securities and other obligations issued by or on behalf of states, counties, municipalities, territories and possessions of the United States and the District of Columbia and their authorities, political subdivisions, agencies and instrumentalities, the interest on which is exempt from regular federal income tax ("municipal securities").

The municipal bond market can be susceptible to unusual volatility, particularly for lower-rated and unrated securities. Liquidity can be reduced unpredictably in response to overall economic conditions or credit tightening. Municipal issuers may be adversely affected by rising health care costs, increasing unfunded pension liabilities, and by the phasing out of federal programs providing financial support. Unfavorable conditions and developments relating to projects financed with municipal securities can result in lower revenues to issuers of municipal securities, potentially resulting in defaults. Issuers often depend on revenues from these projects to make principal and interest payments. The value of municipal securities can also be adversely affected by changes in the financial condition of one or more individual municipal issuers or insurers of municipal issuers, regulatory and political developments, tax law changes or other legislative actions, and by uncertainties and public perceptions concerning these and other factors. Municipal securities may be more susceptible to downgrades or defaults during recessions or similar periods of economic stress. Financial difficulties of municipal issuers may continue or get worse, particularly in the event of political, economic or market turmoil or a recession. To the extent the Portfolio invests significantly in a single state (including California, Illinois, New York and Indiana), city, territory (including Puerto Rico), or region, or in securities the payments on which are dependent upon a single project or source of revenues, or that relate to a sector or industry, including health care facilities, education, transportation, special revenues and pollution control, the Portfolio will be more susceptible to associated risks and developments.

[Table of Contents](#)

The Portfolio invests in below-investment-grade (high-yield) debt securities and preferred stocks. Some of these high-yield securities may be convertible into equity securities of the issuer. Debt securities rated below-investment-grade are commonly referred to as "junk bonds" and are considered speculative with respect to the issuer's capacity to pay interest and repay principal. These securities involve greater risk of loss, are subject to greater price volatility, and may be less liquid and more difficult to value, especially during periods of economic uncertainty or change, than higher rated debt securities.

The market prices of the Portfolio's fixed income securities may fluctuate significantly when interest rates change. The value of your investment will generally go down when interest rates rise. A rise in rates tends to have a greater impact on the prices of longer term or duration securities. For example, if interest rates increase by 1%, the value of a Portfolio's portfolio with a portfolio duration of ten years would be expected to decrease by 10%, all other things being equal. A general rise in interest rates could adversely affect the price and liquidity of fixed income securities. The maturity of a security may be significantly longer than its effective duration. A security's maturity and other features may be more relevant than its effective duration in determining the security's sensitivity to other factors affecting the issuer or markets generally, such as changes in credit quality or in the yield premium that the market may establish for certain types of securities (sometimes called "credit spread"). In general, the longer its maturity the more a security may be susceptible to these factors. When the credit spread for a fixed income security goes up, or "widens", the value of the security will generally go down.

If an issuer or guarantor of a security held by the Portfolio or a counterparty to a financial contract with the Portfolio defaults on its obligation to pay principal and/or interest, has its credit rating downgraded or is perceived to be less creditworthy, or the credit quality or value of any underlying assets declines, the value of your investment will typically decline. Changes in actual or perceived creditworthiness may occur quickly. The Portfolio could be delayed or hindered in its enforcement of rights against an issuer, guarantor or counterparty.

With the increased use of technologies such as the Internet to conduct business, the Portfolio is susceptible to operational, information security and related risks. While the Portfolio's Adviser has established business continuity plans in the event of, and risk management systems to prevent, limit or mitigate, such cyber-attacks, there are inherent limitations in such plans and systems, including the possibility that certain risks have not been identified. Furthermore, the Portfolio cannot

[Table of Contents](#)



control the cybersecurity plans and systems put in place by service providers to the Portfolio such as the Portfolio’s custodian and accounting agent, and the Portfolio’s transfer agent. In addition, many beneficial owners of Portfolio shares hold them through accounts at broker-dealers, retirement platforms and other financial market participants over which neither the Portfolio nor the Adviser exercises control. Each of these may in turn rely on service providers to them, which are also subject to the risk of cyber-attacks. Cybersecurity failures or breaches at the Adviser or the Portfolio’s service providers or intermediaries have the ability to cause disruptions and impact business operations, potentially resulting in financial losses, interference with the Portfolio’s ability to calculate its net asset value, impediments to trading, the inability of investors in the Portfolio to purchase or withdraw interests in the Portfolio, loss of or unauthorized access to private investor information and violations of applicable privacy and other laws, regulatory fines, penalties, reputational damage, or additional compliance costs. Such costs and losses may not be covered under any insurance. In addition, maintaining vigilance against cyber-attacks may involve substantial costs over time, and system enhancements may themselves be subject to cyber-attacks.

The Portfolio’s registration statement on Form N-1A contains unaudited information regarding the Portfolio’s principal risks. Please refer to that document when considering the Portfolio’s principal risks.

**E. Restricted Securities**

Restricted Securities are subject to legal or contractual restrictions on resale. Restricted securities generally are resold in transactions exempt from registration under the Securities Act of 1933. Private placement securities are generally considered to be restricted except for those securities traded between qualified institutional investors under the provisions of Rule 144A of the Securities Act of 1933.

Disposal of restricted investments may involve negotiations and expenses, and prompt sale at an acceptable price may be difficult to achieve. Restricted investments held by the Portfolio at August 31, 2024 are listed in the Schedule of Investments.

**2. Management Agreement**

The Adviser manages the Portfolio’s portfolio. The Portfolio does not pay a management fee under the Portfolio’s investment advisory agreement with the Adviser.

[Table of Contents](#)

**3. Compensation of Officers and Trustees**

The Portfolio pays an annual fee to its Trustees. The Adviser reimburses the Portfolio for fees paid to the Interested Trustees. Except for the chief compliance officer, the Portfolio does not pay any salary or other compensation to its officers. The Portfolio pays a portion of the chief compliance officer’s compensation for his services as the Portfolio’s chief compliance officer. Amundi US pays the remaining portion of the chief compliance officer’s compensation. For the year ended August 31, 2024, the Portfolio paid \$62,758 in Officers’ and Trustees’ compensation, which is reflected on the Statement of Operations as Officers’ and Trustees’ fees. At August 31, 2024, on its Statement of Assets and Liabilities, the Portfolio had a payable for Trustees’ fees of \$9,287 and a payable for administrative expenses of \$28,704, which includes the payable for Officers’ compensation.

**4. Transfer Agent**

BNY Mellon Investment Servicing (US) Inc. serves as the transfer agent to the Portfolio at negotiated rates.

**5. Definitive Agreement**

The Portfolio’s Adviser is currently an indirect, wholly-owned subsidiary of Amundi. On July 9, 2024, Amundi announced that it had entered into a definitive agreement with Victory Capital Holdings, Inc. (“Victory Capital”) to combine the Adviser with Victory Capital, and for Amundi to become a strategic shareholder of Victory Capital (the “Transaction”). Victory Capital is headquartered in San Antonio, Texas. The closing of the Transaction is subject to certain regulatory approvals and other conditions. There is no assurance that the Transaction will close.

The closing of the Transaction would cause the Portfolio’s current investment advisory agreement with the Adviser to terminate. Under the terms of the Transaction, the Portfolio’s Board of Trustees will be asked to approve a reorganization of the Portfolio into a corresponding, newly established Victory Portfolio advised by Victory Capital Management Inc., an affiliate of Victory Capital. The proposed reorganization of the Portfolio would be sought in connection with the closing of the Transaction. If approved by the Board, the proposal to reorganize the Portfolio will be submitted to the shareholders of the Portfolio for their approval. There is no assurance that the Board or the shareholders of the Portfolio will approve the proposal to reorganize the Portfolio.

[Table of Contents](#)

**Report of Independent Registered Public Accounting Firm**

**To the Board of Trustees of Pioneer Core Trust I and the Shareholders of Pioneer High Income Municipal Portfolio:**



200GalvN8GZLRRHst

**Opinion on the Financial Statements and Financial Highlights**

We have audited the accompanying statement of assets and liabilities of Pioneer High Income Municipal Portfolio (the "Fund") (one of the funds constituting Pioneer Core Trust I), including the schedule of investments, as of August 31, 2024, the related statements of operations, changes in net assets, and the financial highlights for the year then ended and the related notes. The statements of changes in net assets for the year ended August 31, 2023 and the financial highlights for the years ended August 31, 2023, 2022, and the period from December 21, 2020 (commencement of operations) through August 31, 2021 were audited by other auditors. Those auditors expressed an unqualified opinion on those financial statements and financial highlights in their report dated October 30, 2023. In our opinion, the financial statements and financial highlights present fairly, in all material respects, the financial position of the Fund as of August 31, 2024 and the results of its operations, the changes in its net assets, and the financial highlights for the year then ended, in conformity with accounting principles generally accepted in the United States of America.

**Basis for Opinion**

These financial statements and financial highlights are the responsibility of the Fund's management. Our responsibility is to express an opinion on the Fund's financial statements and financial highlights based on our audits. We are a public accounting firm registered with the Public Company Accounting Oversight Board (United States) (PCAOB) and are required to be independent with respect to the Fund in accordance with the U.S. federal securities laws and the applicable rules and regulations of the Securities and Exchange Commission and the PCAOB.

We conducted our audits in accordance with the standards of the PCAOB. Those standards require that we plan and perform the audit to obtain reasonable assurance about whether the financial statements and financial highlights are free of material misstatement, whether due to error or fraud. The Fund is not required to have, nor were we engaged to perform, an audit of its internal control over financial reporting. As part of our audits we are required to obtain an understanding of internal control over financial reporting but not for the purpose of expressing an opinion on the

[Table of Contents](#)

effectiveness of the Fund's internal control over financial reporting. Accordingly, we express no such opinion.

Our audits included performing procedures to assess the risks of material misstatement of the financial statements and financial highlights, whether due to error or fraud, and performing procedures that respond to those risks. Such procedures included examining, on a test basis, evidence regarding the amounts and disclosures in the financial statements and financial highlights. Our audits also included evaluating the accounting principles used and significant estimates made by management, as well as evaluating the overall presentation of the financial statements and financial highlights. Our procedures included confirmation of securities owned as of August 31, 2024, by correspondence with the custodian and brokers; when replies were not received from brokers, we performed other auditing procedures. We believe that our audits provide a reasonable basis for our opinion.

DELOITTE & TOUCHE LLP  
Boston, Massachusetts  
October 25, 2024

We have served as the auditor of one or more of the Pioneer investment companies since 2024.

[Table of Contents](#)

**Additional Information (unaudited)**

On March 25, 2024, Ernst & Young LLP (the "Prior Auditor") resigned as the independent registered public accounting firm of the Portfolio due to the independence considerations resulting from a change of the independent registered public accounting firm of a related party. The



Prior Auditor's reports on the financial statements of the Portfolio for the past two fiscal years, the years ended August 31, 2023 and August 31, 2022, did not contain an adverse opinion or disclaimer of opinion, and were not qualified or modified as to uncertainty, audit scope or accounting principles.

During the last two fiscal year-ends and the subsequent interim period through March 25, 2024, there were no (1) disagreements with the Prior Auditor on any matter of accounting principles or practices, financial statement disclosure, or auditing scope or procedure, which disagreements, if not resolved to the Prior Auditor's satisfaction, would have caused it to make reference to that matter in connection with its reports on the Portfolio's financial statements for such periods; or (2) "reportable events" related to the Portfolio, as that term is defined in Item 304 (a)(1)(v) of Regulation S-K under the Securities Exchange Act of 1934.

On March 25, 2024, the Audit Committee of the Board approved, and on March 25, 2024, the Board approved, Deloitte & Touche LLP as the independent registered accounting firm of the Portfolio for fiscal periods ending after March 25, 2024.

[Table of Contents](#)

## How to Contact Amundi

We are pleased to offer a variety of convenient ways for you to contact us for assistance or information.

### Call us for:

**Account Information**, including existing accounts, new accounts, prospectuses, applications and service forms  
**1-800-225-6292**

**FactFone<sup>SM</sup>** for automated fund yields, prices, account information and transactions  
**1-800-225-4321**

**Retirement plans information**

**1-800-622-0176**

### Write to us:

Amundi  
P.O. Box 534427  
Pittsburgh, PA 15253-4427

**Our toll-free fax**

**1-  
800-  
225-  
4240**

**Our internet e-mail address**

**us.askamundi@amundi.com**  
(for general questions about Amundi only)

**Visit our web site: [www.amundi.com/us](http://www.amundi.com/us)**



This report must be preceded or accompanied by a prospectus.

The Fund files a complete schedule of portfolio holdings with the Securities and Exchange Commission for the first and third quarters of each fiscal year as an exhibit to its reports on Form N-PORT. Shareholders may view the filed Form N-PORT by visiting the Commission's web site at <https://www.sec.gov>.

[Table of Contents](#)



Amundi Asset Management US, Inc.  
60 State Street  
Boston, MA 02109  
[www.amundi.com/us](http://www.amundi.com/us)

Securities offered through Amundi Distributor US, Inc.  
60 State Street, Boston, MA 02109  
Underwriter of Pioneer Mutual Funds, Member SIPC  
© 2024 Amundi Asset Management US, Inc. 21203-17-1024



# Pioneer Global Sustainable Equity Fund

Annual Report | August 31, 2024

<b>A: GLOSX</b>	<b>C: GCSLX</b>	<b>K: PGEKX</b>	<b>R: PRGEX</b>	<b>Y: PGSYX</b>
-----------------	-----------------	-----------------	-----------------	-----------------



visit us: [www.amundi.com/us](http://www.amundi.com/us)

## Table of Contents

<a href="#">Schedule of Investments</a>	2
<a href="#">Financial Statements</a>	8
<a href="#">Notes to Financial Statements</a>	17
<a href="#">Report of Independent Registered Public Accounting Firm</a>	34
<a href="#">Additional Information (unaudited)</a>	36



200GalvN8GZMBx9LV

[Table of Contents](#)

## Schedule of Investments | 8/31/24

Shares		Value
	<b>UNAFFILIATED ISSUERS — 99.6%</b>	
	<b>COMMON STOCKS — 97.1% of Net Assets</b>	
	<b>Aerospace &amp; Defense — 1.7%</b>	
239,795	Hensoldt AG	\$ 8,977,794
	<b>Total Aerospace &amp; Defense</b>	<b>\$ 8,977,794</b>
	<b>Automobile Components — 0.6%</b>	
80,800	Bridgestone Corp.	\$ 3,167,452
	<b>Total Automobile Components</b>	<b>\$ 3,167,452</b>
	<b>Automobiles — 1.3%</b>	
369,400	Subaru Corp.	\$ 7,044,896
	<b>Total Automobiles</b>	<b>\$ 7,044,896</b>
	<b>Banks — 16.2%</b>	
735,370	ABN AMRO Bank NV (C.V.A.) (144A)	\$ 12,614,926
166,987	Bank of America Corp.	6,804,720
403,795	Bank of Ireland Group Plc	4,650,771
493,542	FinecoBank Banca Fineco S.p.A.	8,457,313
201,462	Hana Financial Group, Inc.	9,403,820
272,144	KB Financial Group, Inc.	17,567,098
267,283	Regions Financial Corp.	6,259,768
575,928	Standard Chartered Plc	5,930,407
258,005	UniCredit S.p.A.	10,721,441
93,283	Wells Fargo & Co.	5,454,257
	<b>Total Banks</b>	<b>\$ 87,864,521</b>
	<b>Biotechnology — 0.3%</b>	
18,532(a)	BioNTech SE (A.D.R.)	\$ 1,634,893
	<b>Total Biotechnology</b>	<b>\$ 1,634,893</b>
	<b>Broadline Retail — 7.0%</b>	
1,207,100	Alibaba Group Holding, Ltd.	\$ 12,623,483
88,218(a)	Amazon.com, Inc.	15,746,913
160,751	eBay, Inc.	9,500,383
	<b>Total Broadline Retail</b>	<b>\$ 37,870,779</b>
	<b>Capital Markets — 3.5%</b>	
137,381	State Street Corp.	\$ 11,965,885
238,606	UBS Group AG	7,307,276
	<b>Total Capital Markets</b>	<b>\$ 19,273,161</b>
	<b>Chemicals — 1.8%</b>	
12,858	Air Products and Chemicals, Inc.	\$ 3,585,453
64,270	LyondellBasell Industries NV, Class A	6,343,450
	<b>Total Chemicals</b>	<b>\$ 9,928,903</b>

The accompanying notes are an integral part of these financial statements.

[Table of Contents](#)





Shares		Value
	<b>Communications Equipment — 2.0%</b>	
217,955	Cisco Systems, Inc.	\$ 11,015,446
	<b>Total Communications Equipment</b>	<b>\$ 11,015,446</b>
	<b>Construction Materials — 3.3%</b>	
203,297	CRH Plc	\$ 18,117,114
	<b>Total Construction Materials</b>	<b>\$ 18,117,114</b>
	<b>Consumer Staples Distribution &amp; Retail — 0.0%†</b>	
26,745+#	Magnit PJSC	\$ —
	<b>Total Consumer Staples Distribution &amp; Retail</b>	<b>\$ —</b>
	<b>Diversified Telecommunication Services — 1.5%</b>	
296,280	Deutsche Telekom AG	\$ 8,412,120
	<b>Total Diversified Telecommunication Services</b>	<b>\$ 8,412,120</b>
	<b>Electric Utilities — 2.0%</b>	
161,791	Eversource Energy	\$ 10,925,746
	<b>Total Electric Utilities</b>	<b>\$ 10,925,746</b>
	<b>Electrical Equipment — 4.1%</b>	
14,650	Eaton Corp. Plc	\$ 4,496,525
113,200	Fuji Electric Co., Ltd.	6,831,326
33,372(a)	Generac Holdings, Inc.	5,223,719
347,500	Mitsubishi Electric Corp.	5,803,663
	<b>Total Electrical Equipment</b>	<b>\$ 22,355,233</b>
	<b>Financial Services — 3.7%</b>	
104,166	Edenred SE	\$ 4,414,209
681,688(a)	Nexi S.p.A. (144A)	4,777,013
149,601(a)	PayPal Holdings, Inc.	10,835,600
	<b>Total Financial Services</b>	<b>\$ 20,026,822</b>
	<b>Ground Transportation — 1.0%</b>	
70,900(a)	Uber Technologies, Inc.	\$ 5,184,917
	<b>Total Ground Transportation</b>	<b>\$ 5,184,917</b>
	<b>Health Care Equipment &amp; Supplies — 1.0%</b>	
60,300	Medtronic Plc	\$ 5,341,374
	<b>Total Health Care Equipment &amp; Supplies</b>	<b>\$ 5,341,374</b>
	<b>Health Care Providers &amp; Services — 4.9%</b>	
164,386	Cardinal Health, Inc.	\$ 18,529,590
21,684	Cigna Group	7,845,488
	<b>Total Health Care Providers &amp; Services</b>	<b>\$ 26,375,078</b>
	<b>Hotels, Restaurants &amp; Leisure — 0.4%</b>	
64,700	Yum China Holdings, Inc.	\$ 2,217,283
	<b>Total Hotels, Restaurants &amp; Leisure</b>	<b>\$ 2,217,283</b>

The accompanying notes are an integral part of these financial statements.

[Table of Contents](#)

## Schedule of Investments | 8/31/24 (continued)

Shares		Value
	<b>Household Durables — 3.7%</b>	
646,395	Persimmon Plc	\$ 13,938,421
63,200	Sony Group Corp.	6,174,613
	<b>Total Household Durables</b>	<b>\$ 20,113,034</b>
	<b>Industrial Conglomerates — 0.4%</b>	
32,327(a)	SK Square Co., Ltd.	\$ 1,913,390
	<b>Total Industrial Conglomerates</b>	<b>\$ 1,913,390</b>
	<b>Insurance — 2.5%</b>	
276,337	Hiscox, Ltd.	\$ 4,276,493
32,685	Willis Towers Watson Plc	9,547,615
	<b>Total Insurance</b>	<b>\$ 13,824,108</b>
	<b>Interactive Media &amp; Services — 2.8%</b>	



93,060	Alphabet, Inc., Class A	\$ 15,204,143
	<b>Total Interactive Media &amp; Services</b>	<b>\$ 15,204,143</b>
	<b>IT Services — 3.8%</b>	
102,417	International Business Machines Corp.	\$ 20,701,548
	<b>Total IT Services</b>	<b>\$ 20,701,548</b>
	<b>Metals &amp; Mining — 4.3%</b>	
353,126	Barrick Gold Corp.	\$ 7,129,614
136,838	Newmont Corp.	7,305,781
191,485	Teck Resources, Ltd., Class B	9,172,131
	<b>Total Metals &amp; Mining</b>	<b>\$ 23,607,526</b>
	<b>Oil, Gas &amp; Consumable Fuels — 5.4%</b>	
269,930	Coterra Energy, Inc.	\$ 6,567,397
60,104	Exxon Mobil Corp.	7,088,665
553,394+#	Rosneft Oil Co. PJSC	—
222,265	Shell Plc (A.D.R.)	15,927,510
	<b>Total Oil, Gas &amp; Consumable Fuels</b>	<b>\$ 29,583,572</b>
	<b>Pharmaceuticals — 5.4%</b>	
16,346	Merck KGaA	\$ 3,180,842
360,723	Pfizer, Inc.	10,464,574
141,759	Sanofi S.A.	15,856,669
	<b>Total Pharmaceuticals</b>	<b>\$ 29,502,085</b>
	<b>Semiconductors &amp; Semiconductor Equipment — 5.0%</b>	
102,183(a)	Advanced Micro Devices, Inc.	\$ 15,180,307
29,740(a)	Axcelis Technologies, Inc.	3,251,474
49,750	QUALCOMM, Inc.	8,721,175
	<b>Total Semiconductors &amp; Semiconductor Equipment</b>	<b>\$ 27,152,956</b>

The accompanying notes are an integral part of these financial statements.

**4 Pioneer Global Sustainable Equity Fund | Annual Report | 8/31/24**

[Table of Contents](#)

Shares		Value
	<b>Software — 0.6%</b>	
44,938(a)	Zoom Video Communications, Inc., Class A	\$ 3,104,317
	<b>Total Software</b>	<b>\$ 3,104,317</b>
	<b>Technology Hardware, Storage &amp; Peripherals — 5.9%</b>	
315,000	FUJIFILM Holdings Corp.	\$ 8,489,327
171,439(a)	Pure Storage, Inc., Class A	8,793,106
264,817	Samsung Electronics Co., Ltd.	14,850,391
	<b>Total Technology Hardware, Storage &amp; Peripherals</b>	<b>\$ 32,132,824</b>
	<b>Trading Companies &amp; Distributors — 1.0%</b>	
56,855	AerCap Holdings NV	\$ 5,538,814
	<b>Total Trading Companies &amp; Distributors</b>	<b>\$ 5,538,814</b>
	<b>TOTAL COMMON STOCKS</b> (Cost \$421,386,939)	<b>\$528,111,849</b>
	<b>SHORT TERM INVESTMENTS — 2.5% of Net Assets</b>	
	<b>Open-End Fund — 2.5%</b>	
13,918,841(b)	Dreyfus Government Cash Management, Institutional Shares, 5.19%	\$ 13,918,841
		<b>\$ 13,918,841</b>
	<b>TOTAL SHORT TERM INVESTMENTS</b> (Cost \$13,918,841)	<b>\$ 13,918,841</b>
	<b>TOTAL INVESTMENTS IN UNAFFILIATED ISSUERS — 99.6%</b> (Cost \$435,305,780)	<b>\$542,030,690</b>
	<b>OTHER ASSETS AND LIABILITIES — 0.4%</b>	<b>\$ 2,083,677</b>
	<b>NET ASSETS — 100.0%</b>	<b>\$544,114,367</b>

(A.D.R.) American Depositary Receipts.

(C.V.A.) Certificaaten van aandelen (Share Certificates).



- (144A) The resale of such security is exempt from registration under Rule 144A of the Securities Act of 1933. Such securities may be resold normally to qualified institutional buyers. At August 31, 2024, the value of these securities amounted to \$17,391,939, or 3.2% of net assets.
- (a) Non-income producing security.
- (b) Rate periodically changes. Rate disclosed is the 7-day yield at August 31, 2024.
- + Security is valued using significant unobservable inputs (Level 3).
- † Amount rounds to less than 0.1%.
- # Securities are restricted as to resale.

The accompanying notes are an integral part of these financial statements.

[Table of Contents](#)

## Schedule of Investments | 8/31/24 (continued)

Restricted Securities	Acquisition date	Cost	Value
Magnit PJSC	7/23/2020	\$1,857,587	\$ —
Rosneft Oil Co. PJSC	6/23/2021	4,456,752	—
<b>Total Restricted Securities</b>			\$ —
<b>% of Net assets</b>			0.0%†

† Amount rounds to less than 0.1%.

### FORWARD FOREIGN CURRENCY EXCHANGE CONTRACTS

Currency Purchased	In Exchange for	Currency Sold	Deliver	Counterparty	Settlement Date	Unrealized (Depreciation)
USD	11,044,925	EUR	10,125,000	State Street Bank & Trust Co.	10/25/24	\$(176,489)
<b>TOTAL FORWARD FOREIGN CURRENCY EXCHANGE CONTRACTS</b>						<b>\$(176,489)</b>

Principal amounts are denominated in U.S. dollars ("USD") unless otherwise noted.

EUR — Euro

USD — United States Dollar

Purchases and sales of securities (excluding short-term investments, in-kind redemptions and all derivative contracts except for options purchased) for the year ended August 31, 2024, aggregated \$279,681,426 and \$238,406,610, respectively.

At August 31, 2024, the net unrealized appreciation on investments based on cost for federal tax purposes of \$439,564,009 was as follows:

Aggregate gross unrealized appreciation for all investments in which there is an excess of value over tax cost	\$124,562,740
Aggregate gross unrealized depreciation for all investments in which there is an excess of tax cost over value	(22,097,509)
Net unrealized appreciation	<u>\$102,465,231</u>

Various inputs are used in determining the value of the Fund's investments. These inputs are summarized in the three broad levels below.

- Level 1 — unadjusted quoted prices in active markets for identical securities.
- Level 2 — other significant observable inputs (including quoted prices for similar securities, interest rates, prepayment speeds, credit risks, etc.). See Notes to Financial Statements — Note 1A.
- Level 3 — significant unobservable inputs (including the Adviser's own assumptions in determining fair value of investments). See Notes to Financial Statements — Note 1A.

The accompanying notes are an integral part of these financial statements.

[Table of Contents](#)

The following is a summary of the inputs used as of August 31, 2024 in valuing the Fund's investments:

	Level 1	Level 2	Level 3	Total
Common Stocks				
Aerospace & Defense	\$ —	\$ 8,977,794	\$ —	\$ 8,977,794
Automobile Components	—	3,167,452	—	3,167,452
Automobiles	—	7,044,896	—	7,044,896
Banks	18,518,745	69,345,776	—	87,864,521
Broadline Retail	25,247,296	12,623,483	—	37,870,779



Capital Markets	11,965,885	7,307,276	—	19,273,161
Construction Materials	—	18,117,114	—	18,117,114
Consumer Staples Distribution & Retail	—	—	—*	—*
Diversified Telecommunication Services	—	8,412,120	—	8,412,120
Electrical Equipment	9,720,244	12,634,989	—	22,355,233
Financial Services	10,835,600	9,191,222	—	20,026,822
Hotels, Restaurants & Leisure	—	2,217,283	—	2,217,283
Household Durables	—	20,113,034	—	20,113,034
Industrial Conglomerates	—	1,913,390	—	1,913,390
Insurance	9,547,615	4,276,493	—	13,824,108
Oil, Gas & Consumable Fuels	29,583,572	—	—*	29,583,572
Pharmaceuticals	10,464,574	19,037,511	—	29,502,085
Technology Hardware, Storage & Peripherals	8,793,106	23,339,718	—	32,132,824
All Other Common Stocks	165,715,661	—	—	165,715,661
Open-End Fund	13,918,841	—	—	13,918,841
<b>Total Investments in Securities</b>	<b>\$314,311,139</b>	<b>\$227,719,551</b>	<b>\$—*</b>	<b>\$542,030,690</b>

**Other Financial Instruments**

Net unrealized depreciation on forward foreign currency exchange contracts	\$ —	\$ (176,489)	\$ —	\$ (176,489)
<b>Total Other Financial Instruments</b>	<b>\$ —</b>	<b>\$ (176,489)</b>	<b>\$ —</b>	<b>\$ (176,489)</b>

\* Securities valued at \$0.

During the year ended August 31, 2024, there were no transfers in or out of Level 3.

The accompanying notes are an integral part of these financial statements.

[Table of Contents](#)

**Statement of Assets and Liabilities | 8/31/24**

**ASSETS:**

Investments in unaffiliated issuers, at value (cost \$435,305,780)	\$542,030,690
Foreign currencies, at value (cost \$454,276)	452,024
Forwards collateral	260,000
Receivables —	
Fund shares sold	357,686
Dividends	1,829,450
Due from the Adviser	12,509
Other assets	27,463
<b>Total assets</b>	<b>\$544,969,822</b>

**LIABILITIES:**

Payables —	
Investment securities purchased	\$ 128,964
Fund shares repurchased	291,501
Trustees' fees	3,753
Professional fees	83,812
Transfer agent fees	80,372
Unrealized depreciation on forward foreign currency exchange contracts	176,489
Management fees	38,433
Administrative expenses	10,333
Distribution fees	6,322
Accrued expenses	35,476
<b>Total liabilities</b>	<b>\$ 855,455</b>

**NET ASSETS:**

Paid-in capital	\$420,235,721
Distributable earnings	123,878,646



<b>Net assets</b>	<b>\$544,114,367</b>
<b>NET ASSET VALUE PER SHARE:</b>	
No par value (unlimited number of shares authorized)	
Class A (based on \$176,332,526/8,666,281 shares)	\$ 20.35
Class C (based on \$6,160,330/313,938 shares)	\$ 19.62
Class K (based on \$80,774,536/3,953,978 shares)	\$ 20.43
Class R (based on \$15,643,785/776,926 shares)	\$ 20.14
Class Y (based on \$265,203,190/12,936,248 shares)	\$ 20.50
<b>MAXIMUM OFFERING PRICE PER SHARE:</b>	
Class A (based on \$20.35 net asset value per share/100%-5.75% maximum sales charge)	\$ 21.59

The accompanying notes are an integral part of these financial statements.

[Table of Contents](#)

## Statement of Operations FOR THE YEAR ENDED 8/31/24

### INVESTMENT INCOME:

Dividends from unaffiliated issuers (net of foreign taxes withheld \$986,789)	\$12,005,722
<b>Total Investment Income</b>	<b>\$12,005,722</b>

### EXPENSES:

Management fees		\$ 3,054,969
Administrative expenses		185,390
Transfer agent fees		
Class A		134,465
Class C		4,811
Class K		92
Class R		33,670
Class Y		219,427
Distribution fees		
Class A		402,728
Class C		65,823
Class R		68,613
Shareholder communications expense		94,933
Custodian fees		29,944
Registration fees		99,175
Professional fees		85,825
Printing expense		36,486
Officers' and Trustees' fees		24,744
Insurance expense		7,759
Miscellaneous		114,759
<b>Total expenses</b>		<b>\$ 4,663,613</b>
Less fees waived and expenses reimbursed by the Adviser		(438,454)
<b>Net expenses</b>		<b>\$ 4,225,159</b>
<b>Net investment income</b>		<b>\$ 7,780,563</b>

### REALIZED AND UNREALIZED GAIN (LOSS) ON INVESTMENTS:

Net realized gain (loss) on:		
Investments in unaffiliated issuers		\$18,365,252
In-kind redemption		6,859,227
Forward foreign currency exchange contracts		(52,017)
Other assets and liabilities denominated in foreign currencies		(184,695)
		<b>\$24,987,767</b>
Change in net unrealized appreciation (depreciation) on:		
Investments in unaffiliated issuers		\$61,370,604
Forward foreign currency exchange contracts		(159,748)
Other assets and liabilities denominated in foreign currencies		19,833
		<b>\$61,230,689</b>
<b>Net realized and unrealized gain (loss) on investments</b>		<b>\$86,218,456</b>
<b>Net increase in net assets resulting from operations</b>		<b>\$93,999,019</b>



The accompanying notes are an integral part of these financial statements.

[Table of Contents](#)

## Statements of Changes in Net Assets

	Year Ended 8/31/24	Year Ended 8/31/23
<b>FROM OPERATIONS:</b>		
Net investment income (loss)	\$ 7,780,563	\$ 6,544,539
Net realized gain (loss) on investments	24,987,767	(152,730)
Change in net unrealized appreciation (depreciation) on investments	61,230,689	42,769,312
Net increase in net assets resulting from operations	<b>\$ 93,999,019</b>	<b>\$ 49,161,121</b>
<b>DISTRIBUTIONS TO SHAREHOLDERS:</b>		
Class A (\$0.27 and \$0.92 per share, respectively)	\$ (2,381,395)	\$ (8,249,417)
Class C (\$0.12 and \$0.88 per share, respectively)	(46,519)	(415,488)
Class K (\$0.34 and \$0.94 per share, respectively)	(1,471,190)	(4,485,079)
Class R (\$0.20 and \$0.90 per share, respectively)	(148,321)	(752,564)
Class Y (\$0.34 and \$0.94 per share, respectively)	(3,612,118)	(4,394,012)
Total distributions to shareholders	\$ (7,659,543)	\$ (18,296,560)
<b>FROM FUND SHARE TRANSACTIONS:</b>		
Net proceeds from sales of shares	\$ 143,822,948	\$168,900,126
Reinvestment of distributions	7,523,795	17,940,672
Cost of shares repurchased	(107,489,473)	(73,440,130)
In-kind redemptions	(20,029,630)	—
Net increase in net assets resulting from Fund share transactions	\$ 23,827,640	\$113,400,668
<b>Net increase in net assets</b>	<b>\$ 110,167,116</b>	<b>\$144,265,229</b>
<b>NET ASSETS:</b>		
Beginning of year	\$ 433,947,251	\$289,682,022
End of year	<b>\$ 544,114,367</b>	<b>\$433,947,251</b>

The accompanying notes are an integral part of these financial statements.

[Table of Contents](#)

	Year Ended 8/31/24 Shares	Year Ended 8/31/24 Amount	Year Ended 8/31/23 Shares	Year Ended 8/31/23 Amount
<b>Class A</b>				
Shares sold	645,978	\$ 11,897,821	565,987	\$ 9,156,433
Reinvestment of distributions	132,102	2,310,844	517,580	8,074,394
Less shares repurchased	(1,066,449)	(19,339,108)	(1,156,009)	(18,586,650)
Net decrease	(288,369)	\$ (5,130,443)	(72,442)	\$ (1,355,823)
<b>Class C</b>				
Shares sold	32,477	\$ 564,666	52,023	\$ 807,252
Reinvestment of distributions	2,755	46,519	27,483	415,488
Less shares repurchased	(139,510)	(2,474,533)	(149,893)	(2,332,386)



Net decrease	(104,278)	\$ (1,863,348)	(70,387)	\$ (1,109,646)
<b>Class K</b>				
Shares sold	257,396	\$ 4,404,082	748,608	\$ 11,407,612
Reinvestment of distributions	83,817	1,469,546	286,781	4,481,247
Less shares repurchased	(684,575)	(12,654,922)	(825,637)	(13,514,813)
Net increase (decrease)	(343,362)	\$ (6,781,294)	209,752	\$ 2,374,046
<b>Class R</b>				
Shares sold	114,953	\$ 2,102,576	106,300	\$ 1,707,543
Reinvestment of distributions	8,552	148,310	48,592	752,505
Less shares repurchased	(135,181)	(2,375,178)	(209,167)	(3,333,451)
Net decrease	(11,676)	\$ (124,292)	(54,275)	\$ (873,403)
<b>Class Y</b>				
Shares sold	6,629,517	\$124,853,803	8,961,293	\$145,821,286
Reinvestment of distributions	201,696	3,548,576	269,090	4,217,038
Less shares repurchased	(3,956,892)	(70,645,732)	(2,194,449)	(35,672,830)
In-kind redemptions	(987,654)	(20,029,630)	—	—
Net increase	1,886,667	\$ 37,727,017	7,035,934	\$114,365,494

The accompanying notes are an integral part of these financial statements.

[Table of Contents](#)

## Financial Highlights

	Year Ended 8/31/24	Year Ended 8/31/23	Year Ended 8/31/22	Year Ended 8/31/21	Year Ended 8/31/20
<b>Class A</b>					
Net asset value, beginning of period	\$ 16.96	\$ 15.69	\$ 21.08	\$ 15.69	\$ 13.56
Increase (decrease) from investment operations:					
Net investment income (loss) (a)	\$ 0.26	\$ 0.26	\$ 0.26	\$ 0.30	\$ 0.15
Net realized and unrealized gain (loss) on investments	3.40	1.93	(1.87)	5.24	2.12
<b>Net increase (decrease) from investment operations</b>	<b>\$ 3.66</b>	<b>\$ 2.19</b>	<b>\$ (1.61)</b>	<b>\$ 5.54</b>	<b>\$ 2.27</b>
Distributions to shareholders:					
Net investment income	\$ (0.25)	\$ (0.22)	\$ (0.35)	\$ (0.15)	\$ (0.14)
Net realized gain	(0.02)	(0.70)	(3.43)	—	—
<b>Total distributions</b>	<b>\$ (0.27)</b>	<b>\$ (0.92)</b>	<b>\$ (3.78)</b>	<b>\$ (0.15)</b>	<b>\$ (0.14)</b>
<b>Net increase (decrease) in net asset value</b>	<b>\$ 3.39</b>	<b>\$ 1.27</b>	<b>\$ (5.39)</b>	<b>\$ 5.39</b>	<b>\$ 2.13</b>
Net asset value, end of period	\$ 20.35	\$ 16.96	\$ 15.69	\$ 21.08	\$ 15.69
<b>Total return (b)</b>	<b>21.86%</b>	<b>14.56%</b>	<b>(9.05)% (c)</b>	<b>35.53%</b>	<b>16.78%</b>
Ratio of net expenses to average net assets	1.10%	1.09%	1.10%	1.15%	1.15%
Ratio of net investment income (loss) to average net assets	1.44%	1.62%	1.45%	1.60%	1.05%
Portfolio turnover rate	52% (d)	63%	72%	91%	112%
Net assets, end of period (in thousands)	\$176,333	\$151,894	\$141,637	\$170,823	\$135,175
Ratios with no waiver of fees and assumption of expenses by the Adviser and no reduction for fees paid indirectly:					
Total expenses to average net assets	1.15%	1.22%	1.20%	1.32%	1.39%
Net investment income (loss) to average net assets	1.39%	1.49%	1.35%	1.43%	0.81%

(a) The per-share data presented above is based on the average shares outstanding for the period presented.

(b) Assumes initial investment at net asset value at the beginning of each period, reinvestment of all distributions, the complete redemption of the investment at net asset value at the end of each period and no sales charges. Total return would be reduced if sales charges were taken into account.

(c) If the Fund had not recognized gains in settlement of class action lawsuits during the year ended August 31, 2022, the total return would have been (9.11)%.

(d) Portfolio turnover excludes the value of portfolio securities received or delivered as a result of in-kind fund share transactions.

The accompanying notes are an integral part of these financial statements.





12 **Pioneer Global Sustainable Equity Fund | Annual Report | 8/31/24**

[Table of Contents](#)

	Year Ended 8/31/24	Year Ended 8/31/23	Year Ended 8/31/22	Year Ended 8/31/21	Year Ended 8/31/20
<b>Class C</b>					
Net asset value, beginning of period	\$16.35	\$15.23	\$20.57	\$ 15.29	\$13.20
Increase (decrease) from investment operations:					
Net investment income (loss) (a)	\$ 0.12	\$ 0.13	\$ 0.12	\$ 0.14	\$ 0.04
Net realized and unrealized gain (loss) on investments	3.27	1.87	(1.82)	5.14	2.05
<b>Net increase (decrease) from investment operations</b>	<b>\$ 3.39</b>	<b>\$ 2.00</b>	<b>\$(1.70)</b>	<b>\$ 5.28</b>	<b>\$ 2.09</b>
Distributions to shareholders:					
Net investment income	\$(0.10)	\$(0.18)	\$(0.21)	\$ —	\$ —
Net realized gain	(0.02)	(0.70)	(3.43)	—	—
<b>Total distributions</b>	<b>\$(0.12)</b>	<b>\$(0.88)</b>	<b>\$(3.64)</b>	<b>\$ —</b>	<b>\$ —</b>
<b>Net increase (decrease) in net asset value</b>	<b>\$ 3.27</b>	<b>\$ 1.12</b>	<b>\$(5.34)</b>	<b>\$ 5.28</b>	<b>\$ 2.09</b>
Net asset value, end of period	\$19.62	\$16.35	\$15.23	\$ 20.57	\$15.29
<b>Total return (b)</b>	<b>20.87%</b>	<b>13.71%</b>	<b>(9.69)%(c)</b>	<b>34.53%</b>	<b>15.83%</b>
Ratio of net expenses to average net assets	1.85%	1.85%	1.82%	1.92%	1.91%
Ratio of net investment income (loss) to average net assets	0.67%	0.85%	0.71%	0.79%	0.28%
Portfolio turnover rate	52%(d)	63%	72%	91%	112%
Net assets, end of period (in thousands)	\$6,160	\$6,837	\$7,440	\$10,330	\$9,970
Ratios with no waiver of fees and assumption of expenses by the Adviser and no reduction for fees paid indirectly:					
Total expenses to average net assets	1.89%	1.98%	1.91%	2.06%	2.10%
Net investment income (loss) to average net assets	0.63%	0.72%	0.62%	0.65%	0.09%

- (a) The per-share data presented above is based on the average shares outstanding for the period presented.
- (b) Assumes initial investment at net asset value at the beginning of each period, reinvestment of all distributions, the complete redemption of the investment at net asset value at the end of each period and no sales charges. Total return would be reduced if sales charges were taken into account.
- (c) If the Fund had not recognized gains in settlement of class action lawsuits during the year ended August 31, 2022, the total return would have been (9.75)%.
- (d) Portfolio turnover excludes the value of portfolio securities received or delivered as a result of in-kind fund share transactions.

The accompanying notes are an integral part of these financial statements.

[Table of Contents](#)

**Financial Highlights (continued)**



	Year Ended 8/31/24	Year Ended 8/31/23	Year Ended 8/31/22	Year Ended 8/31/21	Year Ended 8/31/20
<b>Class K</b>					
Net asset value, beginning of period	\$ 17.03	\$ 15.71	\$ 21.10	\$ 15.70	\$ 13.56
Increase (decrease) from investment operations:					
Net investment income (loss) (a)	\$ 0.33	\$ 0.33	\$ 0.33	\$ 0.38	\$ 0.21
Net realized and unrealized gain (loss) on investments	3.41	1.93	(1.86)	5.24	2.14
<b>Net increase (decrease) from investment operations</b>	<b>\$ 3.74</b>	<b>\$ 2.26</b>	<b>\$ (1.53)</b>	<b>\$ 5.62</b>	<b>\$ 2.35</b>
Distributions to shareholders:					
Net investment income	\$ (0.32)	\$ (0.24)	\$ (0.43)	\$ (0.22)	\$ (0.21)
Net realized gain	(0.02)	(0.70)	(3.43)	—	—
<b>Total distributions</b>	<b>\$ (0.34)</b>	<b>\$ (0.94)</b>	<b>\$ (3.86)</b>	<b>\$ (0.22)</b>	<b>\$ (0.21)</b>
<b>Net increase (decrease) in net asset value</b>	<b>\$ 3.40</b>	<b>\$ 1.32</b>	<b>\$ (5.39)</b>	<b>\$ 5.40</b>	<b>\$ 2.14</b>
Net asset value, end of period	\$ 20.43	\$ 17.03	\$ 15.71	\$ 21.10	\$ 15.70
<b>Total return (b)</b>	<b>22.27%</b>	<b>15.05%</b>	<b>(8.67)%(c)</b>	<b>36.10%</b>	<b>17.36%</b>
Ratio of net expenses to average net assets	0.73%	0.70%	0.70%	0.70%	0.70%
Ratio of net investment income (loss) to average net assets	1.79%	2.02%	1.85%	2.05%	1.50%
Portfolio turnover rate	52%(d)	63%	72%	91%	112%
Net assets, end of period (in thousands)	\$80,775	\$73,174	\$64,215	\$68,962	\$53,826
Ratios with no waiver of fees and assumption of expenses by the Adviser and no reduction for fees paid indirectly:					
Total expenses to average net assets	0.77%	0.83%	0.80%	0.84%	0.89%
Net investment income (loss) to average net assets	1.75%	1.89%	1.75%	1.91%	1.31%

- (a) The per-share data presented above is based on the average shares outstanding for the period presented.
- (b) Assumes initial investment at net asset value at the beginning of each period, reinvestment of all distributions and the complete redemption of the investment at net asset value at the end of each period.
- (c) If the Fund had not recognized gains in settlement of class action lawsuits during the year ended August 31, 2022, the total return would have been (8.72)%.
- (d) Portfolio turnover excludes the value of portfolio securities received or delivered as a result of in-kind fund share transactions.

The accompanying notes are an integral part of these financial statements.

[Table of Contents](#)

	Year Ended 8/31/24	Year Ended 8/31/23	Year Ended 8/31/22	Year Ended 8/31/21	Year Ended 8/31/20
<b>Class R</b>					
Net asset value, beginning of period	\$ 16.79	\$ 15.58	\$ 20.95	\$ 15.60	\$ 13.47
Increase (decrease) from investment operations:					
Net investment income (loss) (a)	\$ 0.19	\$ 0.19	\$ 0.19	\$ 0.22	\$ 0.10
Net realized and unrealized gain (loss) on investments	3.36	1.92	(1.85)	5.22	2.10
<b>Net increase (decrease) from investment operations</b>	<b>\$ 3.55</b>	<b>\$ 2.11</b>	<b>\$ (1.66)</b>	<b>\$ 5.44</b>	<b>\$ 2.20</b>
Distributions to shareholders:					
Net investment income	\$ (0.18)	\$ (0.20)	\$ (0.28)	\$ (0.09)	\$ (0.07)
Net realized gain	(0.02)	(0.70)	(3.43)	—	—
<b>Total distributions</b>	<b>\$ (0.20)</b>	<b>\$ (0.90)</b>	<b>\$ (3.71)</b>	<b>\$ (0.09)</b>	<b>\$ (0.07)</b>
<b>Net increase (decrease) in net asset value</b>	<b>\$ 3.35</b>	<b>\$ 1.21</b>	<b>\$ (5.37)</b>	<b>\$ 5.35</b>	<b>\$ 2.13</b>
Net asset value, end of period	\$ 20.14	\$ 16.79	\$ 15.58	\$ 20.95	\$ 15.60
<b>Total return (b)</b>	<b>21.34%</b>	<b>14.12%</b>	<b>(9.33)%(c)</b>	<b>34.98%</b>	<b>16.38%</b>
Ratio of net expenses to average net assets	1.50%	1.49%	1.47%	1.54%	1.49%



Ratio of net investment income (loss) to average net assets	1.05%	1.21%	1.07%	1.20%	0.71%
Portfolio turnover rate	52%(d)	63%	72%	91%	112%
Net assets, end of period (in thousands)	\$15,644	\$13,238	\$13,130	\$17,520	\$14,090
Ratios with no waiver of fees and assumption of expenses by the Adviser and no reduction for fees paid indirectly:					
Total expenses to average net assets	1.55%	1.62%	1.56%	1.68%	1.67%
Net investment income (loss) to average net assets	1.00%	1.08%	0.98%	1.06%	0.53%

- (a) The per-share data presented above is based on the average shares outstanding for the period presented.
- (b) Assumes initial investment at net asset value at the beginning of each period, reinvestment of all distributions and the complete redemption of the investment at net asset value at the end of each period.
- (c) If the Fund had not recognized gains in settlement of class action lawsuits during the year ended August 31, 2022, the total return would have been (9.39)%.
- (d) Portfolio turnover excludes the value of portfolio securities received or delivered as a result of in-kind fund share transactions.

The accompanying notes are an integral part of these financial statements.

[Table of Contents](#)

## Financial Highlights (continued)

	Year Ended 8/31/24	Year Ended 8/31/23	Year Ended 8/31/22	Year Ended 8/31/21	Year Ended 8/31/20
<b>Class Y</b>					
Net asset value, beginning of period	\$ 17.09	\$ 15.76	\$ 21.15	\$ 15.74	\$ 13.61
Increase (decrease) from investment operations:					
Net investment income (loss) (a)	\$ 0.34	\$ 0.34	\$ 0.34	\$ 0.39	\$ 0.21
Net realized and unrealized gain (loss) on investments	3.41	1.93	(1.88)	5.25	2.14
<b>Net increase (decrease) from investment operations</b>	<b>\$ 3.75</b>	<b>\$ 2.27</b>	<b>\$ (1.54)</b>	<b>\$ 5.64</b>	<b>\$ 2.35</b>
Distributions to shareholders:					
Net investment income	\$ (0.32)	\$ (0.24)	\$ (0.42)	\$ (0.23)	\$ (0.22)
Net realized gain	(0.02)	(0.70)	(3.43)	—	—
<b>Total distributions</b>	<b>\$ (0.34)</b>	<b>\$ (0.94)</b>	<b>\$ (3.85)</b>	<b>\$ (0.23)</b>	<b>\$ (0.22)</b>
<b>Net increase (decrease) in net asset value</b>	<b>\$ 3.41</b>	<b>\$ 1.33</b>	<b>\$ (5.39)</b>	<b>\$ 5.41</b>	<b>\$ 2.13</b>
Net asset value, end of period	\$ 20.50	\$ 17.09	\$ 15.76	\$ 21.15	\$ 15.74
<b>Total return (b)</b>	<b>22.25%</b>	<b>15.06%</b>	<b>(8.66%)(c)</b>	<b>36.10%</b>	<b>17.29%</b>
Ratio of net expenses to average net assets	0.74%	0.70%	0.70%	0.70%	0.70%
Ratio of net investment income (loss) to average net assets	1.84%	2.10%	1.99%	2.06%	1.50%
Portfolio turnover rate	52%(d)	63%	72%	91%	112%
Net assets, end of period (in thousands)	\$265,203	\$188,805	\$63,260	\$25,865	\$14,424
Ratios with no waiver of fees and assumption of expenses by the Adviser and no reduction for fees paid indirectly:					
Total expenses to average net assets	0.89%	0.95%	0.92%	0.97%	1.01%
Net investment income (loss) to average net assets	1.69%	1.85%	1.77%	1.79%	1.19%

- (a) The per-share data presented above is based on the average shares outstanding for the period presented.
- (b) Assumes initial investment at net asset value at the beginning of each period, reinvestment of all distributions and the complete redemption of the investment at net asset value at the end of each period.
- (c) The class action lawsuit did not have an impact on the total return.
- (d) Portfolio turnover excludes the value of portfolio securities received or delivered as a result of in-kind fund share transactions.

The accompanying notes are an integral part of these financial statements.

[Table of Contents](#)

## Notes to Financial Statements | 8/31/24

### 1. Organization and Significant Accounting Policies

Pioneer Global Sustainable Equity Fund (the “Fund”) is one of two portfolios comprising Pioneer Series Trust V (the “Trust”), a Delaware statutory trust. The Fund is registered under the Investment Company Act of 1940, as amended (the “1940 Act”), as a diversified, open-end management investment company. The Fund’s investment objective is to seek long-term capital growth.

The Fund offers five classes of shares designated as Class A, Class C, Class K, Class R and Class Y shares. Each class of shares represents an interest in the same portfolio of investments of the Fund and has identical rights (based on relative net asset values) to assets and liquidation proceeds. Share classes can bear different rates of class-specific fees and expenses, such as transfer agent and distribution fees. Differences in class-specific fees and expenses will result in differences in net investment income and, therefore, the payment of different dividends from net investment income earned by each class. The Amended and Restated Declaration of Trust of the Trust gives the Board of Trustees the flexibility to specify either per-share voting or dollar-weighted voting when submitting matters for shareholder approval. Under per-share voting, each share of a class of the Fund is entitled to one vote. Under dollar-weighted voting, a shareholder’s voting power is determined not by the number of shares owned, but by the dollar value of the shares on the record date. Each share class has exclusive voting rights with respect to matters affecting only that class, including with respect to the distribution plan for that class. There is no distribution plan for Class K or Class Y shares.

As of August 31, 2024, Pioneer Solutions - Balanced Fund owns 14.5% of the total shares outstanding in the Fund, representing a beneficial interest in the Fund.

Amundi Asset Management US, Inc., an indirect, wholly owned subsidiary of Amundi and Amundi’s wholly owned subsidiary, Amundi USA, Inc., serves as the Fund’s investment adviser (the “Adviser”). Amundi Distributor US, Inc., an affiliate of the Adviser, serves as the Fund’s distributor (the “Distributor”).

The Fund is required to comply with Rule 18f-4 under the 1940 Act, which governs the use of derivatives by registered investment companies. Rule 18f-4 permits funds to enter into derivatives transactions (as defined in Rule 18f-4) and certain other transactions notwithstanding the restrictions on the issuance of “senior securities” under Section 18 of the 1940 Act. Rule 18f-4 requires a fund to establish and maintain a

[Table of Contents](#)

comprehensive derivatives risk management program, appoint a derivatives risk manager and comply with a relative or absolute limit on fund leverage risk calculated based on value-at-risk (“VaR”) (a “limited derivatives user”). The Fund is currently a limited derivatives user for purposes of Rule 18f-4.

The Fund is an investment company and follows investment company accounting and reporting guidance under U.S. Generally Accepted Accounting Principles (“U.S. GAAP”). U.S. GAAP requires the management of the Fund to make estimates and assumptions that affect the reported amounts of assets and liabilities, the disclosure of contingent assets and liabilities at the date of the financial statements, and the reported amounts of income, expenses and gain or loss on investments during the reporting period. Actual results could differ from those estimates.

The following is a summary of significant accounting policies followed by the Fund in the preparation of its financial statements:



## A. Security Valuation

The net asset value of the Fund is computed once daily, on each day the New York Stock Exchange (“NYSE”) is open, as of the close of regular trading on the NYSE.

Equity securities that have traded on an exchange are valued by using the last sale price on the principal exchange where they are traded. Equity securities that have not traded on the date of valuation, or securities for which sale prices are not available, generally are valued using the mean between the last bid and asked prices or, if both last bid and asked prices are not available, at the last quoted bid price. Last sale and bid and asked prices are provided by independent third party pricing services. In the case of equity securities not traded on an exchange, prices are typically determined by independent third party pricing services using a variety of techniques and methods.

The principal exchanges and markets for non-U.S. equity securities have closing times prior to the close of the NYSE. However, the value of these securities may be influenced by changes in global markets occurring after the closing times of the local exchanges and markets up to the time the Fund determines its net asset value. Consequently, the Fund uses a fair value model developed by an independent pricing service to value non-U.S. equity securities. On a daily basis, the pricing service recommends changes, based on a proprietary model, to the closing market prices of each non-U.S. security held by the Fund to reflect the security’s fair value at the time the Fund determines its net asset value.

[Table of Contents](#)

These recommendations are applied in accordance with the Adviser’s (the valuation designee’s) valuation procedures.

The value of foreign securities is translated into U.S. dollars based on foreign currency exchange rate quotations supplied by a third party pricing source. Trading in non-U.S. equity securities is substantially completed each day at various times prior to the close of the NYSE. The values of such securities used in computing the net asset value of the Fund’s shares are determined as of such times. The Adviser may use a fair value model developed by an independent pricing service to value non-U.S. equity securities.

Forward foreign currency exchange contracts are valued daily using the foreign exchange rate or, for longer term forward contract positions, the spot currency rate and the forward points on a daily basis, in each case provided by a third party pricing service. Contracts whose forward settlement date falls between two quoted days are valued by interpolation.

Futures contracts are generally valued at the closing settlement price established by the exchange on which they are traded.

Shares of open-end registered investment companies (including money market mutual funds) are valued at such funds’ net asset value.

Securities for which independent pricing services or broker-dealers are unable to supply prices or for which market prices and/or quotations are not readily available or are considered to be unreliable are valued by a fair valuation team comprised of certain personnel of the Adviser. The Adviser is designated as the valuation designee for the Fund pursuant to Rule 2a-5 under the 1940 Act. The Adviser’s fair valuation team is responsible for monitoring developments that may impact fair valued securities.

Inputs used when applying fair value methods to value a security may include credit ratings, the financial condition of the company, current market conditions and comparable securities. The Adviser may use fair value methods if it is determined that a significant event has occurred after the close of the exchange or market on which the security trades and prior to the determination of the Fund’s net asset value. Examples of a significant event might include political or economic news, corporate restructurings, natural disasters, terrorist activity or trading halts. Thus, the valuation of the Fund’s securities may differ significantly from exchange prices, and such differences could be material.

[Table of Contents](#)

## B. Investment Income and Transactions

Dividend income is recorded on the ex-dividend date, except that certain dividends from foreign securities where the ex-dividend date may have passed are recorded as soon as the Fund becomes aware of the ex-dividend data in the exercise of reasonable diligence.

Interest income, including interest on income-bearing cash accounts, is recorded on the accrual basis. Dividend and interest income are reported net of unrecoverable foreign taxes withheld at the applicable country rates and net of income accrued on defaulted securities.

Interest and dividend income payable by delivery of additional shares is reclassified as PIK (payment-in-kind) income upon receipt and is included in interest and dividend income, respectively.

Security transactions are recorded as of trade date. Gains and losses on sales of investments are calculated on the identified cost method for both financial reporting and federal income tax purposes.



**C. Foreign Currency Translation**

The books and records of the Fund are maintained in U.S. dollars. Amounts denominated in foreign currencies are translated into U.S. dollars using current exchange rates.

Net realized gains and losses on foreign currency transactions, if any, represent, among other things, the net realized gains and losses on foreign currency exchange contracts, disposition of foreign currencies and the difference between the amount of income accrued and the U.S. dollars actually received. Further, the effects of changes in foreign currency exchange rates on investments are not segregated on the Statement of Operations from the effects of changes in the market prices of those securities, but are included with the net realized and unrealized gain or loss on investments.

**D. Federal Income Taxes**

It is the Fund's policy to comply with the requirements of the Internal Revenue Code applicable to regulated investment companies and to distribute all of its net taxable income and net realized capital gains, if any, to its shareholders. Therefore, no provision for federal income taxes is required. As of August 31, 2024, the Fund did not accrue any interest or penalties with respect to uncertain tax positions, which, if applicable, would be recorded as an income tax expense on the Statement of Operations. Tax returns filed within the prior three years remain subject to examination by federal and state tax authorities.

[Table of Contents](#)

In addition to the requirements of the Internal Revenue Code, the Fund may also be required to pay local taxes on the recognition of capital gains and/or the repatriation of foreign currencies in certain countries.

In determining the daily net asset value, the Fund estimates the reserve for such taxes, if any, associated with investments in certain countries. The estimated reserve for the capital gains is based on the net unrealized appreciation on certain portfolio securities, the holding period of such securities and the related tax rates, tax loss carryforward (if applicable) and other such factors.

The amount and character of income and capital gain distributions to shareholders are determined in accordance with federal income tax rules, which may differ from U.S. GAAP. Distributions in excess of net investment income or net realized gains are temporary over distributions for financial statement purposes resulting from differences in the recognition or classification of income or distributions for financial statement and tax purposes. Capital accounts within the financial statements are adjusted for permanent book/tax differences to reflect tax character, but are not adjusted for temporary differences.

At August 31, 2024, the Fund reclassified \$6,857,979 to decrease distributable earnings and \$6,857,979 to increase paid-in capital to reflect permanent book/tax differences. These adjustments have no impact on net assets or the results of operations.

The tax character of distributions paid during the years ended August 31, 2024 and August 31, 2023, was as follows:

	2024	2023
<b>Distributions paid from:</b>		
Ordinary income	\$7,193,718	\$ 4,660,305
Long-term capital gains	465,825	13,636,255
<b>Total</b>	<b>\$7,659,543</b>	<b>\$18,296,560</b>

The following shows the components of distributable earnings (losses) on a federal income tax basis at August 31, 2024:

	2024
<b>Distributable earnings/(losses):</b>	
Undistributed ordinary income	\$ 6,829,870
Undistributed long-term capital gains	14,583,545
Net unrealized appreciation	102,465,231
<b>Total</b>	<b>\$123,878,646</b>

The difference between book-basis and tax-basis net unrealized appreciation is attributable to the tax deferral of losses on wash sales and the mark to market of passive foreign investment companies.

[Table of Contents](#)

**E. Fund Shares**

The Fund records sales and repurchases of its shares as of trade date. The Distributor earned \$11,734 in underwriting commissions on the sale of Class A shares during the year ended August 31, 2024.





**F. Class Allocations**

Income, common expenses and realized and unrealized gains and losses are calculated at the Fund level and allocated daily to each class of shares based on its respective percentage of adjusted net assets at the beginning of the day.

Distribution fees are calculated based on the average daily net asset value attributable to Class A, Class C and Class R shares of the Fund, respectively (see Note 5). Class K and Class Y shares do not pay distribution fees. All expenses and fees paid to the Fund's transfer agent for its services are allocated among the classes of shares based on the number of accounts in each class and the ratable allocation of related out-of-pocket expenses (see Note 4).

Distributions to shareholders are recorded as of the ex-dividend date. Distributions paid by the Fund with respect to each class of shares are calculated in the same manner and at the same time, except that net investment income dividends to Class A, Class C, Class K, Class R and Class Y shares can reflect different transfer agent and distribution expense rates.

**G. Risks**

The value of securities held by the Fund may go up or down, sometimes rapidly or unpredictably, due to general market conditions, such as real or perceived adverse economic, political or regulatory conditions, recessions, the spread of infectious illness or other public health issues, inflation, changes in interest rates, armed conflict such as between Russia and Ukraine or in the Middle East, sanctions against Russia, other nations or individuals or companies and possible countermeasures, lack of liquidity in the bond markets or adverse investor sentiment. In the past several years, financial markets have experienced increased volatility, depressed valuations, decreased liquidity and heightened uncertainty. These conditions may continue, recur, worsen or spread. Inflation and interest rates may increase. These circumstances could adversely affect the value and liquidity of the Fund's investments and negatively impact the Fund's performance.

Some sectors of the economy and individual issuers have experienced or may experience particularly large losses. Periods of extreme volatility in

[Table of Contents](#)

the financial markets, reduced liquidity of many instruments, increased government debt, inflation, and disruptions to supply chains, consumer demand and employee availability, may continue for some time. Following Russia's invasion of Ukraine, Russian securities lost all, or nearly all, their market value. Other securities or markets could be similarly affected by past or future political, geopolitical or other events or conditions.

Governments and central banks, including the U.S. Federal Reserve, have taken extraordinary and unprecedented actions to support local and global economies and the financial markets. These actions have resulted in significant expansion of public debt, including in the U.S. The consequences of high public debt, including its future impact on the economy and securities markets, may not be known for some time.

The U.S. and other countries are periodically involved in disputes over trade and other matters, which may result in tariffs, investment restrictions and adverse impacts on affected companies and securities. For example, the U.S. has imposed tariffs and other trade barriers on Chinese exports, has restricted sales of certain categories of goods to China, and has established barriers to investments in China. Trade disputes may adversely affect the economies of the U.S. and its trading partners, as well as companies directly or indirectly affected and financial markets generally. If the political climate between the U.S. and China does not improve or continues to deteriorate, if China were to attempt unification of Taiwan by force, or if other geopolitical conflicts develop or get worse, economies, markets and individual securities may be severely affected both regionally and globally, and the value of the Fund's assets may go down.

At times, the Fund's investments may represent industries or industry sectors that are interrelated or have common risks, making the Fund more susceptible to any economic, political, or regulatory developments or other risks affecting those industries and sectors.

Normally, the Fund invests at least 80% of its net assets (plus the amount of borrowings, if any, for investment purposes) in equity securities of issuers located throughout the world. The Adviser seeks to identify companies with sustainable business models, including by evaluating environmental, social and governance (ESG) practices. In keeping with this focus, the Fund applies ESG criteria to its investments. Under normal circumstances, the Fund invests at least 80% of its net assets (plus the amount of borrowings, if any, for investment purposes) in securities of issuers that adhere to the Fund's ESG criteria. For purposes of the 80% investment policy, "ESG criteria" is defined as the

[Table of Contents](#)





exclusion of investments issued by companies significantly involved in the production of tobacco products and controversial military weapons consisting of cluster weapons (a form of air-dropped or ground-launched explosive weapon that releases or ejects smaller submunitions), anti-personnel mines (a form of mine designed to be detonated by the presence or contact of a human), and biological and chemical weapons, and the operation of thermal coal mines. To the extent possible on the basis of information available to the Adviser, an issuer will be deemed to be significantly involved in an activity if it derives more than 10% of its gross revenues from such activities.

The Fund's ESG criteria exclude securities of issuers in certain industries, and the Adviser considers ESG factors in making investment decisions. Excluding specific issuers limits the universe of investments available to the Fund as compared with other funds that do not consider ESG criteria or ESG factors, which may mean forgoing some investment opportunities available to funds that do not consider ESG criteria or ESG factors. Accordingly, the Fund may underperform other funds that do not utilize an investment strategy that considers ESG criteria or ESG factors. However, the strategy of seeking to identify companies with sustainable business models is believed to provide potential return and risk benefits, including the selection of issuers with fewer ESG-related risks. In considering ESG factors, the Adviser may use third party ESG ratings information that it believes to be reliable, but such information may not be accurate or complete, or may be biased.

The Fund's investments in foreign markets and countries with limited developing markets may subject the Fund to a greater degree of risk than investments in a developed market. These risks include disruptive political or economic conditions, military conflicts and sanctions, terrorism, sustained economic downturns, financial instability, less liquid trading markets, extreme price volatility, currency risks, reduction of government or central bank support, inadequate accounting standards, tariffs, tax disputes or other tax burdens, nationalization or expropriation of assets and the imposition of adverse governmental laws, arbitrary application of laws and regulations or lack of rule of law and investment and repatriation restrictions. Lack of information and less market regulation also may affect the value of these securities. Withholding and other non-U.S. taxes may decrease the Fund's return. Non-U.S. issuers may be located in parts of the world that have historically been prone to natural disasters. Investing in depositary receipts is subject to many of the same risks as investing directly in non-U.S. issuers. Depositary receipts may involve higher expenses and may trade at a discount (or premium) to the underlying security.

[Table of Contents](#)

Russia launched a large-scale invasion of Ukraine on February 24, 2022. In response to the military action by Russia, various countries, including the U.S., the United Kingdom, and European Union issued broad-ranging economic sanctions against Russia and Belarus and certain companies and individuals. Since then, Russian securities lost all, or nearly all, their market value, and many other issuers, securities and markets have been adversely affected. The United States and other countries may impose sanctions on other countries, companies and individuals in light of Russia's military invasion. The extent and duration of the military action or future escalation of such hostilities, the extent and impact of existing and future sanctions, market disruptions and volatility, and the result of any diplomatic negotiations cannot be predicted. These and any related events could have a significant impact on the value and liquidity of certain Fund investments, on Fund performance and the value of an investment in the Fund, particularly with respect to securities and commodities, such as oil, natural gas and food commodities, as well as other sectors with exposure to Russian issuers or issuers in other countries affected by the invasion, and are likely to have collateral impacts on market sectors globally.

The Fund may invest in small- and mid-size companies. Compared to large companies, small- and mid-size companies, and the market for their equity securities, may be more sensitive to changes in earnings results and investor expectations or poor economic or market conditions, including those experienced during a recession, have more limited product lines, operating histories, markets or capital resources, may be dependent upon a limited management group, experience sharper swings in market values, have limited liquidity, be harder to value or to sell at the times and prices the Adviser thinks appropriate, and offer greater potential for gain and loss.

With the increased use of technologies such as the Internet to conduct business, the Fund is susceptible to operational, information security and related risks. While the Fund's Adviser has established business continuity plans in the event of, and risk management systems to prevent, limit or mitigate, such cyber-attacks, there are inherent limitations in such plans and systems, including the possibility that certain risks have not been identified. Furthermore, the Fund cannot control the cybersecurity plans and systems put in place by service providers to the Fund such as the Fund's custodian and accounting agent, and the Fund's transfer agent. In addition, many beneficial owners of Fund shares hold them through accounts at broker-dealers, retirement platforms and other financial market participants over which neither the Fund nor the Adviser exercises control. Each of these may in

[Table of Contents](#)

turn rely on service providers to them, which are also subject to the risk of cyber-attacks. Cybersecurity failures or breaches at the Adviser or the Fund's service providers or intermediaries have the ability to cause disruptions and impact business operations, potentially resulting in financial losses, interference with the Fund's ability to calculate its net asset value, impediments to trading, the inability of Fund shareholders to effect share purchases, redemptions or exchanges or receive distributions, loss of or unauthorized access to private shareholder information and violations of applicable privacy and other laws, regulatory fines, penalties, reputational damage, or additional compliance costs. Such costs and losses may not be covered under any insurance. In addition, maintaining vigilance against cyber-attacks may involve substantial costs over time, and system enhancements may themselves be subject to cyber-attacks.

The Fund's prospectus contains unaudited information regarding the Fund's principal risks. Please refer to that document when considering the Fund's principal risks.



**H. Forward Foreign Currency Exchange Contracts**

The Fund may enter into forward foreign currency exchange contracts (“contracts”) for the purchase or sale of a specific foreign currency at a fixed price on a future date. All contracts are marked-to-market daily at the applicable exchange rates, and any resulting unrealized appreciation or depreciation is recorded in the Fund’s financial statements. The Fund records realized gains and losses at the time a contract is offset by entry into a closing transaction or extinguished by delivery of the currency. Risks may arise upon entering into these contracts from the potential inability of counterparties to meet the terms of the contract and from unanticipated movements in the value of foreign currencies relative to the U.S. dollar (see Note 8).

The average market value of forward foreign currency exchange contracts open during the year ended August 31, 2024 was \$11,621,243 for sells. Open forward foreign currency exchange contracts outstanding at August 31, 2024 are listed in the Schedule of Investments.

**I. Restricted Securities**

Restricted Securities are subject to legal or contractual restrictions on resale. Restricted securities generally are resold in transactions exempt from registration under the Securities Act of 1933. Private placement securities are generally considered to be restricted except for those securities traded between qualified institutional investors under the provisions of Rule 144A of the Securities Act of 1933.

[Table of Contents](#)

Disposal of restricted investments may involve negotiations and expenses, and prompt sale at an acceptable price may be difficult to achieve. Restricted investments held by the Fund at August 31, 2024 are listed in the Schedule of Investments.

**2. Management Agreement**

The Adviser manages the Fund’s portfolio. Management fees payable under the Fund’s Investment Management Agreement with the Adviser are calculated daily and paid monthly at the annual rate of 0.65% of the Fund’s average daily net assets up to \$1 billion and 0.60% of the Fund’s average daily net assets over \$1 billion. For the year ended August 31, 2024, the effective management fee (excluding waivers and/or assumption of expenses) was equivalent to 0.65% of the Fund’s average daily net assets.

Effective January 1, 2024, the Adviser has contractually agreed to limit ordinary operating expenses (ordinary operating expenses means all fund expenses other than taxes, brokerage commissions, acquired fund fees and expenses, and extraordinary expenses, such as litigation) to the extent required to reduce fund expenses to 1.15%, 2.15%, 0.75%, 1.55% and 0.75% of the average daily net assets attributable to Class A, Class C, Class K, Class R and Class Y shares, respectively. These expense limitations are in effect through January 1, 2025. There can be no assurance that the Adviser will extend the expense limitation agreement for a class of shares beyond the date referred to above. Prior to January 1, 2024, the Adviser has contractually agreed to waive and/or reimburse ordinary operating expenses to 1.15%, 2.15%, 0.70%, 1.55% and 0.70% of the average daily net assets attributable to Class A, Class C, Class K, Class R and Class Y shares, respectively. Fees waived and expenses reimbursed during the year ended August 31, 2024 are reflected on the Statement of Operations.

In addition, under the management and administration agreements, certain other services and costs, including accounting, regulatory reporting and insurance premiums, are paid by the Fund as administrative reimbursements. Reflected on the Statement of Assets and Liabilities is \$38,433 in management fees payable to the Adviser at August 31, 2024.

**3. Compensation of Officers and Trustees**

The Fund pays an annual fee to its Trustees. The Adviser reimburses the Fund for fees paid to the Interested Trustees. Except for the chief compliance officer, the Fund does not pay any salary or other compensation to its officers. The Fund pays a portion of the chief compliance officer’s compensation for his services as the Fund’s chief compliance officer. Amundi US pays the remaining portion of the chief compliance officer’s compensation. For the year ended August 31, 2024, the Fund paid \$24,744

[Table of Contents](#)

in Officers’ and Trustees’ compensation, which is reflected on the Statement of Operations as Officers’ and Trustees’ fees. At August 31, 2024, on its Statement of Assets and Liabilities, the Fund had a payable for Trustees’ fees of \$3,753 and a payable for administrative expenses of \$10,333, which includes the payable for Officers’ compensation.

**4. Transfer Agent**

BNY Mellon Investment Servicing (US) Inc. serves as the transfer agent to the Fund at negotiated rates. Transfer agent fees and payables shown on the Statement of Operations and the Statement of Assets and Liabilities, respectively, include sub-transfer agent expenses incurred through the Fund’s omnibus relationship contracts.

In addition, the Fund reimbursed the transfer agent for out-of-pocket expenses incurred by the transfer agent related to shareholder communications activities such as proxy and statement mailings, and outgoing phone calls. For the year ended August 31, 2024, such out-of-pocket expenses by class of shares were as follows:

**Shareholder Communications:**

Class A	\$60,525
Class C	3,083
Class K	206
Class R	3,739
Class Y	27,380



Total

\$94,933

## 5. Distribution and Service Plans

The Fund has adopted a distribution plan (the “Plan”) pursuant to Rule 12b-1 under the 1940 Act with respect to its Class A, Class C and Class R shares. Pursuant to the Plan, the Fund pays the Distributor 0.25% of the Fund’s average daily net assets attributable to Class A shares as compensation for personal services and/or account maintenance services or distribution services with regard to Class A shares. Pursuant to the Plan, the Fund also pays the Distributor 1.00% of the average daily net assets attributable to Class C shares. The fee for Class C shares consists of a 0.25% service fee and a 0.75% distribution fee paid as compensation for personal services and/or account maintenance services or distribution services with regard to Class C shares. Pursuant to the Plan, the Fund further pays the Distributor 0.50% of the average daily net assets attributable to Class R shares for distribution services. Reflected on the Statement of Assets and Liabilities is \$6,322 in distribution fees payable to the Distributor at August 31, 2024.

[Table of Contents](#)

The Fund also has adopted a separate service plan for Class R shares (the “Service Plan”). The Service Plan authorizes the Fund to pay securities dealers, plan administrators or other service organizations that agree to provide certain services to retirement plans or plan participants holding shares of the Fund a service fee of up to 0.25% of the Fund’s average daily net assets attributable to Class R shares held by such plans.

In addition, redemptions of Class A and Class C shares may be subject to a contingent deferred sales charge (“CDSC”). A CDSC of 1.00% may be imposed on redemptions of certain net asset value purchases of Class A shares within 12 months of purchase. Redemptions of Class C shares within 12 months of purchase are subject to a CDSC of 1.00% based on the lower of cost or market value of shares being redeemed. Shares purchased as part of an exchange remain subject to any CDSC that applied to the original purchase of those shares. There is no CDSC for Class K, Class R or Class Y shares. Proceeds from the CDSCs are paid to the Distributor. For the year ended August 31, 2024, CDSCs in the amount of \$647 were paid to the Distributor.

## 6. Line of Credit Facility

The Fund, along with certain other funds in the Pioneer Family of Funds, participates in a committed, unsecured revolving line of credit (“credit facility”). Borrowings are used solely for temporary or emergency purposes. The Fund may borrow up to the lesser of the amount available under the credit facility or the limits set for borrowing by the Fund’s prospectus and the 1940 Act. Until January 31, 2024, the Fund participated in a credit facility in the amount of \$380 million. Under such credit facility, depending on the type of loan, interest on borrowings was payable at the Secured Overnight Financing Rate (“SOFR”) plus a credit spread. The Fund also paid both an upfront fee and an annual commitment fee to participate in the credit facility. The upfront fee in the amount of 0.15% of the total credit facility and the commitment fee in the amount of 0.30% of the daily unused portion of each lender’s commitment were allocated among participating funds based on an allocation schedule set forth in the credit facility. Effective January 31, 2024, the Fund participates in a credit facility in the amount of \$250 million, the upfront fee with respect to the credit facility is 0.05% of the total credit facility, and the commitment fee with respect to the credit facility is 0.20% of the daily unused portion of each lender’s commitment. For the year ended August 31, 2024, the Fund had no borrowings under the credit facility.

## 7. Master Netting Agreements

The Fund has entered into an International Swaps and Derivatives Association, Inc. Master Agreement (“ISDA Master Agreement”) or similar

[Table of Contents](#)

agreement with substantially all of its derivative counterparties. An ISDA Master Agreement is a bilateral agreement between the Fund and a counterparty that governs the trading of certain Over the Counter (“OTC”) derivatives and typically contains, among other things, close-out and set-off provisions which apply upon the occurrence of an event of default and/or a termination event as defined under the relevant ISDA Master Agreement. The ISDA Master Agreement may also give a party the right to terminate all transactions traded under such agreement if, among other things, there is deterioration in the credit quality of the other party.

Upon an event of default or a termination of the ISDA Master Agreement, the non-defaulting party has the right to close-out all transactions under such agreement and to net amounts owed under each transaction to determine one net amount payable by one party to the other. The right to close out and net payments across all transactions under the ISDA Master Agreement could result in a reduction of the Fund’s credit risk to its counterparty equal to any amounts payable by the Fund under the applicable transactions, if any. However, the Fund’s right to set-off may be restricted or prohibited by the bankruptcy or insolvency laws of the particular jurisdiction to which each specific ISDA Master Agreement of each counterparty is subject.

The collateral requirements for derivatives transactions under an ISDA Master Agreement are governed by a credit support annex to the ISDA Master Agreement. Collateral requirements are generally determined at the close of business each day and are typically based on changes in market values for each transaction under an ISDA Master Agreement and netted into one amount for such agreement. Generally, the amount of collateral due from or to a counterparty is subject to threshold (a “minimum transfer amount”) before a transfer is required, which may vary by counterparty. Collateral pledged for the benefit of the Fund and/or counterparty is held in segregated accounts by the Fund’s custodian and cannot be sold, re-pledged, assigned or otherwise used while pledged. Cash that has been segregated to cover the Fund’s collateral obligations, if any, will be reported separately on the Statement of Assets and Liabilities as “Swaps collateral”. Securities pledged by the Fund as collateral, if any, are identified as such in the Schedule of Investments.



[Table of Contents](#)

Financial instruments subject to an enforceable master netting agreement, such as an ISDA Master Agreement, have been offset on the Statement of Assets and Liabilities. The following chart shows gross liabilities of the Fund as of August 31, 2024.

Counterparty	Derivative Liabilities Subject to Master Netting Agreement	Derivatives Available for Offset	Non-Cash Collateral Pledged(a)	Cash Collateral Pledged(a)	Net Amount of Derivative Liabilities(b)
State Street Bank & Trust Co.	\$(176,489)	\$—	\$—	\$—	\$(176,489)
<b>Total</b>	<b>\$(176,489)</b>	<b>\$—</b>	<b>\$—</b>	<b>\$—</b>	<b>\$(176,489)</b>

(a) The amount presented here may be less than the total amount of collateral received/pledged as the net amount of derivative assets and liabilities cannot be less than \$0.

(b) Represents the net amount payable to the counterparty in the event of default.

### 8. Additional Disclosures about Derivative Instruments and Hedging Activities

The Fund's use of derivatives may enhance or mitigate the Fund's exposure to the following risks:

Interest rate risk relates to the fluctuations in the value of interest-bearing securities due to changes in the prevailing levels of market interest rates.

Credit risk relates to the ability of the issuer of a financial instrument to make further principal or interest payments on an obligation or commitment that it has to the Fund.

Foreign exchange rate risk relates to fluctuations in the value of an asset or liability due to changes in currency exchange rates.

Equity risk relates to the fluctuations in the value of financial instruments as a result of changes in market prices (other than those arising from interest rate risk or foreign exchange rate risk), whether caused by factors specific to an individual investment, its issuer, or all factors affecting all instruments traded in a market or market segment.

Commodity risk relates to the risk that the value of a commodity or commodity index will fluctuate based on increases or decreases in the commodities market and factors specific to a particular industry or commodity.

[Table of Contents](#)

The fair value of open derivative instruments (not considered to be hedging instruments for accounting disclosure purposes) by risk exposure at August 31, 2024, was as follows:

Statement of Assets and Liabilities	Interest Rate Risk	Credit Risk	Foreign Exchange Rate Risk	Equity Risk	Commodity Risk
<b>Liabilities</b>					
Unrealized depreciation on forward foreign currency exchange contracts	\$—	\$—	\$176,489	\$—	\$—
<b>Total Value</b>	<b>\$—</b>	<b>\$—</b>	<b>\$176,489</b>	<b>\$—</b>	<b>\$—</b>

The effect of derivative instruments (not considered to be hedging instruments for accounting disclosure purposes) on the Statement of Operations by risk exposure at August 31, 2024 was as follows:

Statement of Operations	Interest Rate Risk	Credit Risk	Foreign Exchange Rate Risk	Equity Risk	Commodity Risk
<b>Net Realized Gain (Loss) on</b>					
Forward foreign currency exchange contracts	\$—	\$—	\$(52,017)	\$—	\$—
<b>Total Value</b>	<b>\$—</b>	<b>\$—</b>	<b>\$(52,017)</b>	<b>\$—</b>	<b>\$—</b>
<b>Change in Net Unrealized Appreciation (Depreciation) on</b>					
Forward foreign currency exchange contracts	\$—	\$—	\$(159,748)	\$—	\$—
<b>Total Value</b>	<b>\$—</b>	<b>\$—</b>	<b>\$(159,748)</b>	<b>\$—</b>	<b>\$—</b>

### 9. In-Kind Redemption

In accordance with guidelines described in a Fund's prospectus and in accordance with procedures adopted the Board, a Fund may



distribute portfolio securities rather than cash as a payment for a redemption of Fund shares ("in-kind redemption"). For financial reporting purposes, the Fund recognizes a gain on in-kind redemptions to the extent the value of the distributed securities on the date of redemption exceeds the cost of those securities. Gains and losses realized on in-kind redemptions are not recognized for tax purposes and are reclassified from undistributed realized gain/loss to paid-in capital. During the year ended August 31, 2024, the Fund recorded a redemption in-kind of portfolio securities and cash that was valued at \$20,029,630. The redeeming shareholder received a pro-rata share of the securities held by the Fund. The distribution of such securities generated a realized gain of \$6,859,227 for the Fund, which is reflected on the Statement of Operations.

[Table of Contents](#)

## 10. Definitive Agreement

The Fund's Adviser is currently an indirect, wholly-owned subsidiary of Amundi. On July 9, 2024, Amundi announced that it had entered into a definitive agreement with Victory Capital Holdings, Inc. ("Victory Capital") to combine the Adviser with Victory Capital, and for Amundi to become a strategic shareholder of Victory Capital (the "Transaction"). Victory Capital is headquartered in San Antonio, Texas. The closing of the Transaction is subject to certain regulatory approvals and other conditions. There is no assurance that the Transaction will close.

The closing of the Transaction would cause the Fund's current investment advisory agreement with the Adviser to terminate. Under the terms of the Transaction, the Fund's Board of Trustees will be asked to approve a reorganization of the Fund into a corresponding, newly established Victory Fund advised by Victory Capital Management Inc., an affiliate of Victory Capital. The proposed reorganization of the Fund would be sought in connection with the closing of the Transaction. If approved by the Board, the proposal to reorganize the Fund will be submitted to the shareholders of the Fund for their approval. There is no assurance that the Board or the shareholders of the Fund will approve the proposal to reorganize the Fund.

[Table of Contents](#)

## Report of Independent Registered Public Accounting Firm

**To the Board of Trustees of Pioneer Series Trust V and the Shareholders of Pioneer Global Sustainable Equity Fund:**

### Opinion on the Financial Statements and Financial Highlights

We have audited the accompanying statement of assets and liabilities of Pioneer Global Sustainable Equity Fund (the "Fund") (one of the funds constituting Pioneer Series Trust V), including the schedule of investments, as of August 31, 2024, the related statements of operations, changes in net assets, and the financial highlights for the year then ended and the related notes. The statements of changes in net assets for the year ended August 31, 2023 and the financial highlights for the years ended August 31, 2023, 2022, 2021, and 2020 were audited by other auditors. Those auditors expressed an unqualified opinion on those financial statements and financial highlights in their report dated October 30, 2023. In our opinion, the financial statements and financial highlights present fairly, in all material respects, the financial position of the Fund as of August 31, 2024 and the results of its operations, the changes in its net assets, and the financial highlights for the year then ended, in conformity with accounting principles generally accepted in the United States of America.

### Basis for Opinion

These financial statements and financial highlights are the responsibility of the Fund's management. Our responsibility is to express an opinion on the Fund's financial statements and financial highlights based on our audits. We are a public accounting firm registered with the





Public Company Accounting Oversight Board (United States) (PCAOB) and are required to be independent with respect to the Fund in accordance with the U.S. federal securities laws and the applicable rules and regulations of the Securities and Exchange Commission and the PCAOB.

We conducted our audits in accordance with the standards of the PCAOB. Those standards require that we plan and perform the audit to obtain reasonable assurance about whether the financial statements and financial highlights are free of material misstatement, whether due to error or fraud. The Fund is not required to have, nor were we engaged to perform, an audit of its internal control over financial reporting. As part of our audits we are required to obtain an understanding of internal control over financial reporting but not for the purpose of expressing an opinion on the effectiveness of the Fund's internal control over financial reporting. Accordingly, we express no such opinion.

**34** [Pioneer Global Sustainable Equity Fund | Annual Report | 8/31/24](#)

[Table of Contents](#)

Our audits included performing procedures to assess the risks of material misstatement of the financial statements and financial highlights, whether due to error or fraud, and performing procedures that respond to those risks. Such procedures included examining, on a test basis, evidence regarding the amounts and disclosures in the financial statements and financial highlights. Our audits also included evaluating the accounting principles used and significant estimates made by management, as well as evaluating the overall presentation of the financial statements and financial highlights. Our procedures included confirmation of securities owned as of August 31, 2024, by correspondence with the custodian and brokers; when replies were not received from brokers, we performed other auditing procedures. We believe that our audits provide a reasonable basis for our opinion.

DELOITTE & TOUCHE LLP  
Boston, Massachusetts  
October 25, 2024

We have served as the auditor of one or more of the Pioneer investment companies since 2024.

[Table of Contents](#)

## Additional Information (unaudited)

On March 25, 2024, Ernst & Young LLP (the "Prior Auditor") resigned as the independent registered public accounting firm of the Fund due to the independence considerations resulting from a change of the independent registered public accounting firm of a related party. The Prior Auditor's reports on the financial statements of the Fund for the past two fiscal years, the years ended August 31, 2023 and August 31, 2022, did not contain an adverse opinion or disclaimer of opinion, and were not qualified or modified as to uncertainty, audit scope or accounting principles.

During the last two fiscal year-ends and the subsequent interim period through March 25, 2024, there were no (1) disagreements with the Prior Auditor on any matter of accounting principles or practices, financial statement disclosure, or auditing scope or procedure, which disagreements, if not resolved to the Prior Auditor's satisfaction, would have caused it to make reference to that matter in connection with its reports on the Fund's financial statements for such periods; or (2) "reportable events" related to the Fund, as that term is defined in Item 304 (a)(1)(v) of Regulation S-K under the Securities Exchange Act of 1934.

On March 25, 2024, the Audit Committee of the Board approved, and on March 25, 2024, the Board approved, Deloitte & Touche LLP as the independent registered accounting firm of the Fund for fiscal periods ending after March 25, 2024.

For the year ended August 31, 2024, certain dividends paid by the Fund may be subject to a maximum tax rate of 20%, as provided for by the Jobs and Growth Tax Relief Reconciliation Act (the Act) of 2003. The Fund intends to designate up to the maximum amount of such dividends allowable under the Act, as taxed at a maximum rate of 20%. Complete information will be computed and reported in conjunction



with your 2024 Form 1099-DIV.

The Fund designated \$15,049,370 as long-term capital gains distributions during the year ended August 31, 2024. Distributable long-term gains are based on net realized long-term gains determined on a tax basis and may differ from such amounts for financial reporting purposes.

The qualifying percentage of the Fund's ordinary income dividends for the purpose of the corporate dividends received deduction was 29.60%.

For the fiscal year ended August 31, 2024, the Fund elected to pass through foreign tax credits of \$986,789 and recognized foreign source income of \$8,825,641.

[Table of Contents](#)

## How to Contact Amundi

We are pleased to offer a variety of convenient ways for you to contact us for assistance or information.

### Call us for:

**Account Information**, including existing accounts, new accounts, prospectuses, applications and service forms  
**1-800-225-6292**

**FactFone<sup>SM</sup>** for automated fund yields, prices, account information and transactions  
**1-800-225-4321**

**Retirement plans information** **1-800-622-0176**

### Write to us:

Amundi  
P.O. Box 534427  
Pittsburgh, PA 15253-4427

**Our toll-free fax** **1-800-225-4240**

**Our internet e-mail address** **us.askamundi@amundi.com**  
(for general questions about Amundi only)

**Visit our web site: [www.amundi.com/us](http://www.amundi.com/us)**

This report must be preceded or accompanied by a prospectus.

The Fund files a complete schedule of portfolio holdings with the Securities and Exchange Commission for the first and third quarters of each fiscal year as an exhibit to its reports on Form N-PORT. Shareholders may view the filed Form N-PORT by visiting the Commission's web site at <https://www.sec.gov>.

[Table of Contents](#)



Amundi Asset Management US, Inc.  
60 State Street  
Boston, MA 02109  
[www.amundi.com/us](http://www.amundi.com/us)





200GalvN8GZMBx9LV

**PIONEER INVESTMENTS**

Donnelley Financial

VDI-W10-PF-0895  
2024.8.103

LSWGNANJOMA

30-Oct-2024 17:53 EST

**852485 AR2 1** 1\*

**PST V - 8.31.24 NCSR**

ICB

imgc7621dc91

HTE BIU OC

Page 24 of 24

Securities offered through Amundi Distributor US, Inc.  
60 State Street, Boston, MA 02109  
Underwriter of Pioneer Mutual Funds, Member SIPC  
© 2024 Amundi Asset Management US, Inc. 19431-18-1024



200GalvN8Gr@bu4D8

ITEM 8. CHANGES IN AND DISAGREEMENTS WITH ACCOUNTANTS FOR OPEN-END MANAGEMENT INVESTMENT COMPANIES.

**Auditor Transition**

On March 25, 2024, Ernst & Young LLP (the “Prior Auditor”) resigned as the independent registered public accounting firm of the Trust due to the independence considerations resulting from a change of the independent registered public accounting firm of a related party. The Prior Auditor’s reports on the financial statements of the Trust for the past two fiscal years, the years ended August 31, 2023 and August 31, 2022, did not contain an adverse opinion or disclaimer of opinion, and were not qualified or modified as to uncertainty, audit scope or accounting principles.

During the last two fiscal year-ends and the subsequent interim period through March 25, 2024, there were no (1) disagreements with the Prior Auditor on any matter of accounting principles or practices, financial statement disclosure, or auditing scope or procedure, which disagreements, if not resolved to the Prior Auditor’s satisfaction, would have caused it to make reference to that matter in connection with its reports on the Trust’s financial statements for such periods; or (2) “reportable events” related to the Trust, as that term is defined in Item 304 (a)(1)(v) of Regulation S-K under the Securities Exchange Act of 1934.

On March 25, 2024, the Audit Committee of the Board approved, and on March 25, 2024, the Board approved, Deloitte & Touche LLP as the independent registered accounting firm of the Trust for fiscal periods ending after March 25, 2024.

ITEM 9. DISCLOSURE OF PROXY VOTING POLICIES AND PROCEDURES FOR OPEN-END MANAGEMENT INVESTMENT COMPANIES. (Unaudited)

**Introduction**

This Proxy Voting policy and the procedures set forth below are designed to complement Amundi US’ investment policies and procedures regarding its general responsibility to monitor the performance and/or corporate events of companies that are issuers of securities held in accounts managed by Amundi US. This policy sets forth Amundi US’ position on a number of issues for which proxies may be solicited but it does not include all potential voting scenarios or proxy events. Furthermore, because of the special issues associated with proxy solicitations by closed-end Funds, Amundi US will vote shares of closed-end Funds on a case- by-case basis.

**Purpose**

The purpose of this policy is to ensure that proxies for United States (“US”) and non-US companies that are received in a timely manner will be voted in accordance with the principles stated above. Unless the Proxy Voting Oversight Group (as described below) specifically determines otherwise, all shares in a company held by Amundi US-managed accounts for which Amundi US has proxy-voting authority will be voted alike, unless a client has given specific voting instructions on an issue.

**Scope**

Amundi US does not delegate the authority to vote proxies relating to securities held by its clients to any of its affiliates. Any questions about this policy should be directed to Amundi US’ Chief of Staff U.S. Investments (the “Proxy Coordinator”).



**Oversight and Governance**

**Administration**

The development, implementation, and management, to this Policy is the responsibility of the Policy Contact, in conjunction with the Policy Owner and relevant stakeholders.

**Policy Exceptions**

Temporary deviation from the requirements of this Policy is deemed an Exception. Exceptions are expected to be infrequent but may be justified to address and/or resolve specific internal business needs. Exceptions are to be raised to the Policy Owner for approval.

**Policy Requirements**

**Roles and Responsibility**

The below table outlines the roles and responsibilities applicable to this policy:

<u>Individual Role</u>	<u>Responsibility</u>
Policy Owner and Contact	Reviews and updates of this Policy as necessary.
Pioneer Funds Board of Trustees and US Compliance Committee	Provides final approval of material updates to this Policy, as necessary.

**Policy**

Each of the Pioneer Funds and certain other clients of Amundi Asset Management US, Inc. (“Amundi US”) have delegated responsibility to vote proxies related to portfolio holdings to Amundi US. Amundi US is a fiduciary that owes each of its clients the duties of care and loyalty with respect to all services undertaken on the client’s behalf, including voting proxies for securities held by the client. When Amundi US has been delegated proxy-voting authority for a client, the duty of care requires Amundi US to monitor corporate events and to vote the proxies. To satisfy its duty of loyalty, Amundi US must place the client’s interests ahead of its own and must cast proxy votes in a manner consistent with the best interest of the client. It is Amundi US’ policy to vote proxies presented to Amundi US in a timely manner in accordance with these principles.

Amundi US’ fundamental concern in voting proxies is the economic effect of the proposal on the value of portfolio holdings, considering both the short- and long-term impact. In many instances, Amundi US believes that supporting the company’s strategy and voting “for” management’s proposals builds portfolio value. In other cases, however, proposals set forth by management may have a negative effect on that value, while some shareholder proposals may hold the best prospects for enhancing it. Amundi US monitors developments in the proxy voting arena and will revise this policy as needed.

Amundi US believes that environmental, social and governance (ESG) factors can affect companies’ long-term prospects for success and the sustainability of their business models. Since ESG factors that may affect corporate performance and economic value are considered by our investment professionals as part of the investment management process, Amundi US also considers these factors when reviewing proxy proposals. This approach is consistent with the stated investment objectives and policies of funds and investment strategies.

It should be noted that the proxy voting guidelines below are guidelines, not rules, and Amundi US reserves the right in all cases to vote contrary to guidelines where doing so is determined to represent the best economic interests of our clients. Further, the Pioneer Funds or other clients of Amundi US may direct Amundi US to vote contrary to guidelines.

Amundi US’ clients may request copies of their proxy voting records and of Amundi US’ proxy voting policies and procedures by either sending a written request to Amundi US’ Proxy Coordinator, or clients may review Amundi US’ proxy voting policies and procedures on-line at [amundi.com/usinvestors](http://amundi.com/usinvestors). Amundi US may describe to clients its proxy voting policies and procedures by delivering a copy of Amundi US’ Form ADV (Part II), by separate notice to the client or by other means.



## Procedures

### Proxy Voting Service

Amundi US has engaged an independent proxy voting service to assist in the voting of proxies. The proxy voting service works with custodians to ensure that all proxy materials are received by the custodians and are processed in a timely fashion. The proxy voting service votes all proxies in accordance with the proxy voting guidelines established by Amundi US and set forth herein, to the extent applicable. The proxy voting service will refer proxy questions to the Proxy Coordinator (described below) for instructions under circumstances where: (1) the application of the proxy voting guidelines is unclear; (2) a particular proxy question is not covered by the guidelines; or (3) the guidelines call for specific instructions on a case-by-case basis. The proxy voting service is also requested to call to the Proxy Coordinator's attention specific proxy questions that, while governed by a guideline, appear to involve unusual or controversial issues. Amundi US reserves the right to attend a meeting in person and may do so when it determines that the company or the matters to be voted on at the meeting are strategically important to its clients.

To supplement its own research and analysis in determining how to vote on a particular proxy proposal, Amundi US may utilize research, analysis or recommendations provided by the proxy voting service on a case-by-case basis. Amundi US does not, as a policy, follow the assessments or recommendations provided by the proxy voting service without its own analysis and determination.

### Proxy Coordinator

The Proxy Coordinator coordinates the voting, procedures and reporting of proxies on behalf of Amundi US' clients. The Proxy Coordinator will deal directly with the proxy voting service and, in the case of proxy questions referred by the proxy voting service, will solicit voting recommendations and instructions from the Portfolio Management Group, or, to the extent applicable, investment sub-advisers. The Proxy Coordinator is responsible for ensuring that these questions and referrals are responded to in a timely fashion and for transmitting appropriate voting instructions to the proxy voting service. The Proxy Coordinator is responsible for verifying with the General Counsel or his or her designee whether Amundi US' voting power is subject to any limitations or guidelines issued by the client (or in the case of an employee benefit plan, the plan's trustee or other fiduciaries).

### Referral Items

The proxy voting service will refer proxy questions to the Proxy Coordinator or his or her designee that are described by Amundi US' proxy voting guidelines as to be voted on a case-by-case basis, that are not covered by Amundi US' guidelines or where Amundi US' guidelines may be unclear with respect to the matter to be voted on. Under such circumstances, the Proxy Coordinator will seek a written voting recommendation from the Chief Investment Officer, U.S or his or her designated equity portfolio-management representative. Any such recommendation will include: (i) the manner in which the proxies should be voted; (ii) the rationale underlying any such decision; and (iii) the disclosure of any contacts or communications made between Amundi US and any outside parties concerning the proxy proposal prior to the time that the voting instructions are provided.

### Securities Lending

In accordance with industry standards, proxies are not available to be voted when the shares are out on loan through either Amundi US' lending program or a client's managed security lending program. However, Amundi US will reserve the right to recall lent securities so that they may be voted according to Amundi US' instructions. If a portfolio manager would like to vote a block of previously lent shares, the Proxy Coordinator will work with the portfolio manager and Investment Operations to recall the security, to the extent possible, to facilitate the vote on the entire block of shares. Certain clients participate in securities lending programs. Although such programs allow for the recall of securities for any reason, Amundi US may determine not to vote securities on loan and it may not always be possible for securities on loan to be recalled in time to be voted.

### Share-Blocking

"Share-blocking" is a market practice whereby shares are sent to a custodian (which may be different than the account custodian) for record keeping and voting at the general meeting. The shares are unavailable for sale or delivery until the end of the blocking period (typically the day after general meeting date).

Amundi US will vote in those countries with "share-blocking." In the event a manager would like to sell a security with "share-blocking", the Proxy Coordinator will work with the Portfolio Manager and Investment Operations Department to recall the shares (as allowable within the market time-frame and practices) and/or communicate with executing brokerage firm. A list of countries with "share-blocking" is available from the Investment Operations Department upon request.

### Proxy Voting Oversight Group

The members of the Proxy Voting Oversight Group include Amundi US' Chief Investment Officer, U.S. or his or her designated equity portfolio management representative, the Chief of Staff, U.S., and the Chief Compliance Officer of the Adviser and Funds. Other members of Amundi US will be invited to attend meetings and otherwise participate as necessary. The Chief of Staff, U.S. will chair the Proxy Voting Oversight Group.



The Proxy Voting Oversight Group is responsible for developing, evaluating, and changing (when necessary) Amundi US' proxy voting policies and procedures. The Group meets at least annually to evaluate and review this policy and the services of its third-party proxy voting service. In addition, the Proxy Voting Oversight Group will meet as necessary to vote on referral items and address other business as necessary.

### Amendments

Amundi US may not amend this policy without the prior approval of the Proxy Voting Oversight Group. Amendments to this policy with respect to votes to be cast on behalf of any of the Pioneer Funds also shall be presented to the Board of Trustees of the Pioneer Funds for its review and advance approval.

### Form N-PX

The Proxy Coordinator and the Director of Regulatory Reporting are responsible for ensuring that Form NP-X documents receive the proper review by a member of the Proxy Voting Oversight Group prior to a Fund officer signing the forms.

The Proxy Coordinator will provide the Compliance department with a copy of each Form N-PX filing prepared by the proxy voting service.

Compliance files N-PX. The Compliance department will ensure that a corresponding Form N- PX exists for each Amundi US registered investment company.

Following this review, each Form N-PX is formatted for public dissemination via the EDGAR system.

Prior to submission, each Form N-PX is to be presented to the Fund officer for a final review and signature.

Copies of the Form N-PX filings and their submission receipts are maintained according to Amundi US record keeping policies.

### Proxy Voting Guidelines

#### Administrative

While administrative items appear infrequently in U.S. issuer proxies, they are quite common in non-U.S. proxies.

We will generally support these and similar management proposals:

- Corporate name change.
- A change of corporate headquarters.
- Stock exchange listing.
- Establishment of time and place of annual meeting.
- Adjournment or postponement of annual meeting.
- Acceptance/approval of financial statements.
- Approval of dividend payments, dividend reinvestment plans and other dividend-related proposals.
- Approval of minutes and other formalities.
- Authorization of the transferring of reserves and allocation of income.
- Amendments to authorized signatories.
- Approval of accounting method changes or change in fiscal year-end.
- Acceptance of labor agreements.
- Appointment of internal auditors.



200GalvN8GYekJFm0

Amundi US will vote on a case-by-case basis on other routine administrative items; however, Amundi US will oppose any routine proposal if insufficient information is presented in advance to allow Amundi US to judge the merit of the proposal. Amundi US has also instructed its proxy voting service to inform Amundi US of its analysis of any administrative items that may be inconsistent, in its view, with Amundi US' goal of supporting the value of its clients' portfolio holdings so that Amundi US may consider and vote on those items on a case-by-case basis in its discretion.

#### Auditors

We normally vote for proposals to:

- Ratify the auditors. We will consider a vote against if we are concerned about the auditors' independence or their past work for the company. Specifically, we will oppose the ratification of auditors and withhold votes for audit committee members if non-audit fees paid by the company to the auditing firm exceed the sum of audit fees plus audit-related fees plus permissible tax fees according to the disclosure categories proposed by the Securities and Exchange Commission.
- Restore shareholder rights to ratify the auditors.

We will normally oppose proposals that require companies to:

- Seek bids from other auditors.
- Rotate auditing firms, except where the rotation is statutorily required or where rotation would demonstrably strengthen financial disclosure.
- Indemnify auditors.
- Prohibit auditors from engaging in non-audit services for the company.

#### Board of Directors

On issues related to the board of directors, Amundi US normally supports management. We will, however, consider a vote against management in instances where corporate performance has been poor or where the board appears to lack independence. **We also believe that a well balanced board with diverse perspectives is conducive to sound corporate governance. In our view**, diversity of expertise, skill, gender, ethnicity, and race may contribute to the overall quality of decision making and risk management.

#### General Board Issues

Amundi US will vote for:

- Audit, compensation and nominating committees composed of independent directors exclusively.
- Indemnification for directors for actions taken in good faith in accordance with the business judgment rule. We will vote against proposals for broader indemnification.
- Changes in board size that appear to have a legitimate business purpose and are not primarily for anti-takeover reasons.
- Election of an honorary director.



200GalvN86XY5#eDf

We will vote against:

- Minimum stock ownership by directors.
- Term limits for directors. Companies benefit from experienced directors, and shareholder control is better achieved through annual votes.
- Requirements for union or special interest representation on the board.
- Requirements to provide two candidates for each board seat.

We will vote on a case-by case basis on these issues:

- Separate chairman and CEO positions. We will consider voting with shareholders on these issues in cases of poor corporate performance.

### **Elections of Directors**

In uncontested elections of directors we will vote against:

- Individual directors with absenteeism above 25% without valid reason. We support proposals that require disclosure of director attendance.
- Insider directors and affiliated outsiders who sit on the audit, compensation, stock option or nominating committees. For the purposes of our policy, we use the definition of affiliated directors provided by our proxy voting service.

We will also vote against:

- Directors who have failed to act on a takeover offer where the majority of shareholders have tendered their shares.
- Directors who appear to lack independence or are associated with poor corporate or governance performance.

We will vote on a case-by case basis on these issues:

- Re-election of directors who have implemented or renewed a dead hand or modified dead-hand poison pill (a “dead-hand poison pill” is a shareholder rights plan that may be altered only by incumbent or “dead” directors. These plans prevent a potential acquirer from disabling a poison pill by obtaining control of the board through a proxy vote).
- Contested election of directors.
- Election of a greater number of independent directors (in order to move closer to a majority of independent directors) in cases of poor performance.
- Mandatory retirement policies.
- Directors who have ignored a shareholder proposal that has been approved by shareholders for two consecutive years.

We will vote for:

- Precatory and binding resolutions requesting that the board changes the company’s bylaws to stipulate that directors need to be elected with affirmative majority of votes cast, provided that the resolutions allow for plurality voting in cases of contested elections.





### Takeover-Related Measures

Amundi US is generally opposed to proposals that may discourage takeover attempts. We believe that the potential for a takeover helps ensure that corporate performance remains high.

Amundi US will vote for:

- Cumulative voting.
- Increasing the ability for shareholders to call special meetings.
- Increasing the ability for shareholders to act by written consent.
- Restrictions on the ability to make greenmail payments.
- Submitting rights plans to shareholder vote.
- Rescinding shareholder rights plans (“poison pills”).
- Opting out of the following state takeover statutes:
  - Control share acquisition statutes, which deny large holders voting rights on holdings over a specified threshold.
  - Control share cash-out provisions, which require large holders to acquire shares from other holders.



- Freeze-out provisions, which impose a waiting period on large holders before they can attempt to gain control.
- Stakeholder laws, which permit directors to consider interests of non-shareholder constituencies.
- Disgorgement provisions, which require acquirers to disgorge profits on purchases made before gaining control.
- Fair price provisions.
- Authorization of shareholder rights plans.
- Labor protection provisions.
- Mandatory classified boards.

We will vote on a case-by-case basis on the following issues:

- Fair price provisions. We will vote against provisions requiring supermajority votes to approve takeovers. We will also consider voting against proposals that require a supermajority vote to repeal or amend the provision. Finally, we will consider the mechanism used to determine the fair price; we are generally opposed to complicated formulas or requirements to pay a premium.
- Opting out of state takeover statutes regarding fair price provisions. We will use the criteria used for fair price provisions in general to determine our vote on this issue.
- Proposals that allow shareholders to nominate directors.

We will vote against:

- Classified boards, except in the case of closed-end funds, where we shall vote on a case-by-case basis.
- Limiting shareholder ability to remove or appoint directors. We will support proposals to restore shareholder authority in this area. We will review on case-by-case basis proposals that authorize the board to make interim appointments.
- Classes of shares with unequal voting rights.
- Supermajority vote requirements.
- Severance packages (“golden” and “tin” parachutes). We will support proposals to put these packages to shareholder vote.



- Reimbursement of dissident proxy solicitation expenses. While we ordinarily support measures that encourage takeover bids, we believe that management should have full control over corporate funds.
- Extension of advance notice requirements for shareholder proposals.
- Granting board authority normally retained by shareholders, particularly the right to amend the corporate charter.
- Shareholder rights plans (“poison pills”). These plans generally allow shareholders to buy additional shares at a below-market price in the event of a change in control and may deter some bids.

### Capital Structure

Managements need considerable flexibility in determining the company’s financial structure, and Amundi US normally supports managements’ proposals in this area. We will, however, reject proposals that impose high barriers to potential takeovers.

Amundi US will vote for:

- Changes in par value.
- Reverse splits, if accompanied by a reduction in number of shares.
- Shares repurchase programs, if all shareholders may participate on equal terms.
- Bond issuance.
- Increases in “ordinary” preferred stock.
- Proposals to have blank-check common stock placements (other than shares issued in the normal course of business) submitted for shareholder approval.
- Cancellation of company treasury shares.

We will vote on a case-by-case basis on the following issues:

- Reverse splits not accompanied by a reduction in number of shares, considering the risk of delisting.
- Increase in authorized common stock. We will make a determination considering, among other factors:
  - Number of shares currently available for issuance;
  - Size of requested increase (we would normally approve increases of up to 100% of current authorization);



- Proposed use of the proceeds from the issuance of additional shares; and
- Potential consequences of a failure to increase the number of shares outstanding (e.g., delisting or bankruptcy).
- Blank-check preferred. We will normally oppose issuance of a new class of blank-check preferred, but may approve an increase in a class already outstanding if the company has demonstrated that it uses this flexibility appropriately.
- Proposals to submit private placements to shareholder vote.
- Other financing plans.

We will vote against preemptive rights that we believe limit a company's financing flexibility.

### Compensation

Amundi US supports compensation plans that link pay to shareholder returns and believes that management has the best understanding of the level of compensation needed to attract and retain qualified people. At the same time, stock-related compensation plans have a significant economic impact and a direct effect on the balance sheet. Therefore, while we do not want to micromanage a company's compensation programs, we place limits on the potential dilution these plans may impose.

Amundi US will vote for:

- 401(k) benefit plans.
- Employee stock ownership plans (ESOPs), as long as shares allocated to ESOPs are less than 5% of outstanding shares. Larger blocks of stock in ESOPs can serve as a takeover defense. We will support proposals to submit ESOPs to shareholder vote.
- Various issues related to the Omnibus Budget and Reconciliation Act of 1993 (OBRA), including:
  - Amendments to performance plans to conform with OBRA;
  - Caps on annual grants or amendments of administrative features;
  - Adding performance goals; and
  - Cash or cash-and-stock bonus plans.
- Establish a process to link pay, including stock-option grants, to performance, leaving specifics of implementation to the company.
- Require that option repricing be submitted to shareholders.
- Require the expensing of stock-option awards.
- Require reporting of executive retirement benefits (deferred compensation, split dollar life insurance, SERPs, and pension benefits).



- Employee stock purchase plans where the purchase price is equal to at least 85% of the market price, where the offering period is no greater than 27 months and where potential dilution (as defined below) is no greater than 10%.

We will vote on a case-by-case basis on the following issues:

- Shareholder proposals seeking additional disclosure of executive and director pay information.
- Executive and director stock-related compensation plans. We will consider the following factors when reviewing these plans:
  - The program must be of a reasonable size. We will approve plans where the combined employee and director plans together would generate less than 15% dilution. We will reject plans with 15% or more potential dilution.  
$$\text{Dilution} = (A + B + C) / (A + B + C + D), \text{ where}$$

A = Shares reserved for plan/amendment,  
B = Shares available under continuing plans,  
C = Shares granted but unexercised and  
D = Shares outstanding.
- The plan must not:
  - Explicitly permit unlimited option repricing authority or have allowed option repricing in the past without shareholder approval.
  - Be a self-replenishing “evergreen” plan or a plan that grants discount options and tax offset payments.
- We are generally in favor of proposals that increase participation beyond executives.
- We generally support proposals asking companies to adopt rigorous vesting provisions for stock option plans such as those that vest incrementally over, at least, a three- or four-year period with a pro rata portion of the shares becoming exercisable on an annual basis following grant date.



200GalvN8GYtCzLD{

- We generally support proposals asking companies to disclose their window period policies for stock transactions. Window period policies ensure that employees do not exercise options based on insider information contemporaneous with quarterly earnings releases and other material corporate announcements.
- We generally support proposals asking companies to adopt stock holding periods for their executives.
- All other employee stock purchase plans.
- All other compensation-related proposals, including deferred compensation plans, employment agreements, loan guarantee programs and retirement plans.
- All other proposals regarding stock compensation plans, including extending the life of a plan, changing vesting restrictions, repricing options, lengthening exercise periods or accelerating distribution of awards and pyramiding and cashless exercise programs.

We will vote against:

- Pensions for non-employee directors. We believe these retirement plans reduce director objectivity.
- Elimination of stock option plans.

We will vote on a case-by case basis on these issues:

- Limits on executive and director pay.
- Stock in lieu of cash compensation for directors.

### Corporate Governance

Amundi US will vote for:

- Confidential voting.
- Equal access provisions, which allow shareholders to contribute their opinions to proxy materials.
- Proposals requiring directors to disclose their ownership of shares in the company.

We will vote on a case-by-case basis on the following issues:

- Change in the state of incorporation.



We will support reincorporations supported by valid business reasons. We will oppose those that appear to be solely for the purpose of strengthening takeover defenses.

- Bundled proposals. We will evaluate the overall impact of the proposal.
- Adopting or amending the charter, bylaws or articles of association.
- Shareholder appraisal rights, which allow shareholders to demand judicial review of an acquisition price.

**We will vote against:**

- Shareholder advisory committees. While management should solicit shareholder input, we prefer to leave the method of doing so to management’s discretion.
- Limitations on stock ownership or voting rights.
- Reduction in share ownership disclosure guidelines.

**Mergers and Restructurings**

Amundi US will vote on the following and similar issues on a case-by-case basis:

- Mergers and acquisitions.
- Corporate restructurings, including spin-offs, liquidations, asset sales, joint ventures, conversions to holding company and conversions to self-managed REIT structure.
- Debt restructurings.
- Conversion of securities.
- Issuance of shares to facilitate a merger.
- Private placements, warrants, convertible debentures.
- Proposals requiring management to inform shareholders of merger opportunities.

We will normally vote against shareholder proposals requiring that the company be put up for sale.

**Investment Companies**

Many of our portfolios may invest in shares of closed-end funds or open-end funds (including exchange-traded funds). The non-corporate structure of these investments raises several unique proxy voting issues.

Amundi US will vote for:

- Establishment of new classes or series of shares.





- Establishment of a master-feeder structure.

Amundi US will vote on a case-by-case basis on:

- Changes in investment policy. We will normally support changes that do not affect the investment objective or overall risk level of the fund. We will examine more fundamental changes on a case-by-case basis.
- Approval of new or amended advisory contracts.
- Changes from closed-end to open-end format.
- Election of a greater number of independent directors.
- Authorization for, or increase in, preferred shares.
- Disposition of assets, termination, liquidation, or mergers.
- Classified boards of closed-end funds, but will typically support such proposals.

In general, business development companies (BDCs) are not considered investment companies for these purposes but are treated as corporate issuers.

### **Environmental and Social Issues**

Amundi US believes that environmental and social issues may influence corporate performance and economic return. Indeed, by analyzing all of a company's risks and opportunities, Amundi US can better assess its intrinsic value and long-term economic prospects.

When evaluating proxy proposals relating to environmental or social issues, decisions are made on a case-by-case basis. We consider each of these proposals based on the impact to the company's shareholders and economic return, the specific circumstances at each individual company, any potentially adverse economic concerns, and the current policies and practices of the company.

For example, shareholder proposals relating to environmental and social issues, and on which we will vote on a base-by-case basis, may include those seeking that a company:

- Conduct studies regarding certain environmental or social issues;
- Study the feasibility of the company taking certain actions with regard to such issues; or
- Take specific action, including adopting or ceasing certain behavior and adopting company standards and principles, in relation to such issues.

In general, Amundi US believes these issues are important and should receive management attention.



Amundi US will support proposals where we believe the proposal, if implemented, would improve the prospects for the long-term success of the business and would provide value to the company and its shareholders. Amundi US may abstain on shareholder proposals with regard to environmental and social issues in cases where we believe the proposal, if implemented, would not be in the economic interests of the company, or where implementing the proposal would constrain management flexibility or would be unduly difficult, burdensome or costly.

When evaluating proxy proposals relating to environmental or social issues, Amundi US may consider the following factors or other factors deemed relevant, given such weight as deemed appropriate:

- approval of the proposal helps improve the company's practices;
- approval of the proposal can improve shareholder value;
- the company's current stance on the topic is likely to have negative effects on its business position or reputation in the short, medium, or long term;
- the company has already put appropriate action in place to respond to the issue contained in the proposal;
- the company's reasoning against approving the proposal responds appropriately to the various points mentioned by the shareholder when the proposal was presented;
- the solutions recommended in the proposal are relevant and appropriate, and if the topic of the proposal would not be better addressed through another means.

In the event of failures in risk management relating to environmental and social issues, Amundi US may vote against the election of directors responsible for overseeing those areas. Issues of special concern to Amundi US include corporate commitments to mitigating climate effects; achieving a diverse board of directors and employee base; And maintaining sound and safe working conditions, equitable compensation practices, and opportunities for career advancement. Amundi US will vote against proposals calling for substantial changes in the company's business or activities. We will also normally vote against proposals with regard to contributions, believing that management should control the routine disbursement of funds. In each case, fundamental consideration governing votes cast on behalf of any of the Pioneer Funds in these areas is Amundi US' assessment of the potential impact on shareholder value.

#### **Conflicts of Interest**

Amundi US recognizes that in certain circumstances a conflict of interest may arise when Amundi US votes a proxy.

A conflict of interest occurs when Amundi US' interests interfere, or appear to interfere, with the interests of Amundi US' clients.

A conflict may be actual or perceived and may exist, for example, when the matter to be voted on concerns:

- An affiliate of Amundi US, such as another company belonging to the Credit Agricole banking group ( "Credit Agricole Affiliate");
- An issuer of a security for which Amundi US acts as a sponsor, advisor, manager, custodian, distributor, underwriter, broker, or other similar capacity (including those securities specifically declared by its parent Amundi to present a conflict of interest for Amundi US);



- An issuer of a security for which Amundi has informed Amundi US that a Credit Agricole Affiliate acts as a sponsor, advisor, manager, custodian, distributor, underwriter, broker, or other similar capacity; or
- A person with whom Amundi US (or any of its affiliates) has an existing, material contract or business relationship.

Any member of the Proxy Voting Oversight Group and any other associate involved in the proxy voting process with knowledge of any apparent or actual conflict of interest must disclose such conflict to the Proxy Coordinator and the Chief Compliance Officer of Amundi US and the Funds. If any associate is lobbied or pressured with respect to any voting decision, whether within or outside of Amundi US, he or she should contact a member of the Proxy Voting Oversight Group or Amundi US' Chief Compliance Officer.

The Proxy Voting Oversight Group will review each item referred to Amundi US by the proxy voting service to determine whether an actual or potential conflict of interest exists in connection with the proposal(s) to be voted upon. The review will be conducted by comparing the apparent parties affected by the proxy proposal being voted upon against the Controller's and Compliance Department's internal list of interested persons and, for any matches found, evaluating the anticipated magnitude and possible probability of any conflict of interest being present. The Proxy Voting Oversight Group may cause any of the following actions to be taken when a conflict of interest is present:

- Vote the proxy in accordance with the vote indicated under "Voting Guidelines," if a vote is indicated, or
- Direct the independent proxy voting service to vote the proxy in accordance with its independent assessment or that of another independent adviser appointed by Amundi US or the applicable client for this purpose.

If the Proxy Voting Oversight Group perceives a material conflict of interest, the Group may also choose to disclose the conflict to the affected clients and solicit their consent to proceed with the vote or their direction (including through a client's fiduciary or other adviser), or may take such other action in good faith (in consultation with counsel) that would protect the interests of clients.

For each referral item, the determination regarding the presence or absence of any actual or potential conflict of interest will be documented in a Conflicts of Interest Report prepared by the Proxy Coordinator.

The Proxy Voting Oversight Group will review periodically the independence of the proxy voting service. This may include a review of the service's conflict management procedures and other documentation and an evaluation as to whether the service continues to have the competency and capacity to vote proxies.

#### **Decisions Not to Vote Proxies**

Although it is Amundi US' general policy to vote all proxies in accordance with the principles set forth in this policy, there may be situations in which the Proxy Voting Oversight Group does not vote a proxy referred to it. For example, because of the potential conflict of interest inherent in voting shares of a Credit Agricole Affiliate, Amundi US will abstain from voting the shares unless otherwise directed by a client. In such a case, the Proxy Coordinator will inform Amundi Compliance before exercising voting rights.



There exist other situations in which the Proxy Voting Oversight Group may refrain from voting a proxy. For example, if the cost of voting a foreign security outweighs the benefit of voting, the Group may not vote the proxy. The Group may not be given enough time to process a vote, perhaps because its receives a meeting notice too late or it cannot obtain a translation of the agenda in the time available. If Amundi US has outstanding "sell" orders, the proxies for shares subject to the order may not be voted to facilitate the sale. Although Amundi US may hold shares on a company's record date, if the shares are sold prior to the meeting date the Group may decide not to vote those shares.

### Recordkeeping

The Proxy Coordinator shall ensure that Amundi US' proxy voting service:

- Retains a copy of each proxy statement received (unless the proxy statement is available from the SEC's Electronic Data Gathering, Analysis, and Retrieval (EDGAR) system);
- Retains a record of the vote cast;
- Prepares Form N-PX for filing on behalf of each client that is a registered investment company; and
- Is able to promptly provide Amundi US with a copy of the voting record upon its request.

The Proxy Coordinator shall ensure that for those votes that may require additional documentation (i.e. conflicts of interest, exception votes and case-by-case votes) the following records are maintained:

- A record memorializing the basis for each referral vote cast;
- A copy of any document created by Amundi US that was material in making the decision on how to vote the subject proxy;
- A copy of any recommendation or analysis furnished by the proxy voting service; and
- A copy of any conflict notice, conflict consent or any other written communication (including emails or other electronic communications) to or from the client (or in the case of an employee benefit plan, the plan's trustee or other fiduciaries) regarding the subject proxy vote cast by, or the vote recommendation of, Amundi US.

Amundi US shall maintain the above records in the client's file in accordance with applicable regulations.

Copies of this policy, and copies of records related to this policy shall be kept in accordance with Amundi US' Books and Records Policy. This policy and procedure shall be periodically reviewed and updated consistent with the requirements and standards established by Amundi US.



## Escalation and Management Reporting

### Escalation

It is each associate's responsibility to contact his or her business unit head, the Proxy Coordinator, a member of the Proxy Voting Oversight Group or Amundi US' Chief Compliance Officer if he or she becomes aware of any possible noncompliance with this policy.

### Management Reporting

Reporting is done to senior leadership on an as needed basis.

### Training

Amundi US will conduct periodic training regarding proxy voting and this policy. It is the responsibility of the business line policy owner and the applicable Compliance Department to coordinate and conduct such training.

## Review and Approval

### Review

This Policy must be reviewed and validated annually (12-months) by the Policy Contact or designee, in conjunction with the Policy Owner and relevant stakeholders.

### Approval

Material Updates to this Policy must be approved by the Pioneer Funds' Board of Trustees and/or US Compliance Committee, as necessary.

## Related regulations

- Rule 30b1-4, Rule 31a1-3, and Rule 38a-1 under the Investment Company Act of 1940
- Rule 206(4)-6 and Rule 204-2 under the Investment Advisers Act of 1940
- Form N-1A
- Form N-PX

## Item 10. REMUNERATION PAID TO DIRECTORS, OFFICERS, AND OTHERS OF OPEN-END MANAGEMENT INVESTMENT COMPANIES. (Unaudited)

Each Board Member also serves as a Board Member of other Funds in the Pioneer Family of Funds complex. Annual retainer fees and attendance fees are allocated to each Fund based on net assets. Trustees' fees paid by the Fund are within Item 7. Statement of Operations as Trustees' fees and expenses.

## Item 11. STATEMENT REGARDING BASIS FOR APPROVAL OF INVESTMENT ADVISORY CONTRACT. (Unaudited)

N/A



ITEM 12. DISCLOSURE OF PROXY VOTING POLICIES AND PROCEDURES FOR CLOSED-END MANAGEMENT INVESTMENT COMPANIES. (Unaudited)

A closed-end management investment company that is filing an annual report on this Form N-CSR must, unless it invests exclusively in non-voting securities, describe the policies and procedures that it uses to determine how to vote proxies relating to portfolio securities, including the procedures that the company uses when a vote presents a conflict between the interests of its shareholders, on the one hand, and those of the company's investment adviser; principal underwriter; or any affiliated person (as defined in Section 2(a)(3) of the Investment Company Act of 1940 (15 U.S.C. 80a-2(a)(3)) and the rules thereunder) of the company, its investment adviser, or its principal underwriter, on the other. Include any policies and procedures of the company's investment adviser, or any other third party, that the company uses, or that are used on the company's behalf, to determine how to vote proxies relating to portfolio securities.

Not applicable to open-end management investment companies.

ITEM 13. PORTFOLIO MANAGERS OF CLOSED-END MANAGEMENT INVESTMENT COMPANIES.

(a) If the registrant is a closed-end management investment company that is filing an annual report on this Form N-CSR, provide the following information:

(1) State the name, title, and length of service of the person or persons employed by or associated with the registrant or an investment adviser of the registrant who are primarily responsible for the day-to-day management of the registrant's portfolio ("Portfolio Manager"). Also state each Portfolio Manager's business experience during the past 5 years.

Not applicable to open-end management investment companies.

ITEM 14. PURCHASES OF EQUITY SECURITIES BY CLOSED-END MANAGEMENT INVESTMENT COMPANY AND AFFILIATED PURCHASERS.

(a) If the registrant is a closed-end management investment company, in the following tabular format, provide the information specified in paragraph (b) of this Item with respect to any purchase made by or on behalf of the registrant or any affiliated purchaser, as defined in Rule 10b-18(a)(3) under the Exchange Act (17 CFR 240.10b-18(a)(3)), of shares or other units of any class of the registrant's equity securities that is registered by the registrant pursuant to Section 12 of the Exchange Act (15 U.S.C. 781).

Not applicable to open-end management investment companies.

ITEM 15. SUBMISSION OF MATTERS TO A VOTE OF SECURITY HOLDERS.

Describe any material changes to the procedures by which shareholders may recommend nominees to the registrant's board of directors, where those changes were implemented after the registrant last provided disclosure in response to the requirements of Item 407(c)(2)(iv) of Regulation S-R(17 CFR 229.407)(as required by Item 22(b)(15)) of Schedule 14A (17 CFR 240.14a-101), or this Item.

There have been no material changes to the procedures by which the shareholders may recommend nominees to the registrant's board of directors since the registrant last provided disclosure in response to the requirements of Item 407(c)(2)(iv) of Regulation S-R of Schedule 14(A) in its definitive proxy statement, or this item.



ITEM 16. CONTROLS AND PROCEDURES.

(a) Disclose the conclusions of the registrant's principal executive and principal financial officers, or persons performing similar functions, regarding the effectiveness of the registrant's disclosure controls and procedures (as defined in Rule 30a-3(c) under the Act (17 CFR 270.30a-3(c))) as of a date within 90 days of the filing date of the report that includes the disclosure required by this paragraph, based on the evaluation of these controls and procedures required by Rule 30a-3(b) under the Act (17 CFR 270.30(a)-3(b) and Rules 13a-15(b) or 15d-15(b) under the Exchange Act (17 CFR 240.13a-15(b) or 240.15d-15(b)).

The registrant's principal executive officer and principal financial officer have concluded that the registrant's disclosure controls and procedures are effective based on the evaluation of these controls and procedures as of a date within 90 days of the filing date of this report.

(b) Disclose any change in the registrant's internal control over financial reporting (as defined in Rule 30a-3(d) under the Act (17CFR 270.30a-3(d))) that occurred during the period covered by this report that has materially affected, or is reasonably likely to materially affect, the registrant's internal control over financial reporting.

There were no significant changes in the registrant's internal control over financial reporting that occurred during the period covered by this report that have materially affected, or are reasonably likely to materially affect, the registrant's internal control over financial reporting.





Item 17. DISCLOSURE OF SECURITIES LENDING ACTIVITIES FOR CLOSED-END MANAGEMENT INVESTMENT COMPANIES.

(a) If the registrant is a closed-end management investment company, provide the following dollar amounts of income and compensation related to the securities lending activities of the registrant during its most recent fiscal year:

N/A

(1) Gross income from securities lending activities;

N/A

(2) All fees and/or compensation for each of the following securities lending activities and related services: any share of revenue generated by the securities lending program paid to the securities lending agent(s) (revenue split); fees paid for cash collateral management services (including fees deducted from a pooled cash collateral reinvestment vehicle) that are not included in the revenue split; administrative fees that are not included in the revenue split; fees for indemnification that are not included in the revenue split; rebates paid to borrowers; and any other fees relating to the securities lending program that are not included in the revenue split, including a description of those other fees;

N/A

(3) The aggregate fees/compensation disclosed pursuant to paragraph (2); and

N/A

(4) Net income from securities lending activities (i.e., the dollar amount in paragraph (1) minus the dollar amount in paragraph (3)).

If a fee for a service is included in the revenue split, state that the fee is included in the revenue split.

N/A

(b) If the registrant is a closed-end management investment company, describe the services provided to the registrant by the securities lending agent in the registrants most recent fiscal year.

N/A

Item 18. RECOVERY OF ERRONEOUSLY AWARDED COMPENSATION.

N/A

ITEM 19. EXHIBITS.

(a) File the exhibits listed below as part of this Form. Letter or number the exhibits in the sequence indicated.

(1) [Any code of ethics, or amendment thereto, that is the subject of the disclosure required by Item 2, to the extent that the registrant intends to satisfy the Item 2 requirements through filing of an exhibit.](#)

(2) [A separate certification for each principal executive officer and principal financial officer of the registrant as required by Rule 30a-2\(a\) under the Act \(17 CFR 270.30a-2\(a\)\), exactly as set forth below:](#)

Filed herewith.



- (b) [Certifications pursuant to Rule 30a-2\(b\) under the 1940 Act and Section 906 of the Sarbanes-Oxley Act of 2002 are attached hereto.](#)
- (3) Not applicable.
- (4) [Registrant's Independent Public Accountant, attached as Exhibit 99.ACCT.](#)



SIGNATURES

[See General Instruction F]

Pursuant to the requirements of the Securities Exchange Act of 1934 and the Investment Company Act of 1940, the registrant has duly caused this report to be signed on its behalf by the undersigned, thereunto duly authorized.

(Registrant) Pioneer Series Trust V

By (Signature and Title)\* /s/ Lisa M. Jones  
Lisa M. Jones, Principal Executive Officer  
Date November 7, 2024

Pursuant to the requirements of the Securities Exchange Act of 1934 and the Investment Company Act of 1940, this report has been signed below by the following persons on behalf of the registrant and in the capacities and on the dates indicated.

By (Signature and Title)\* /s/ Lisa M. Jones  
Lisa M. Jones, Principal Executive Officer

Date November 7, 2024

By (Signature and Title)\* /s/ Anthony J. Koenig, Jr.  
Anthony J. Koenig, Jr., Principal Financial Officer

Date November 7, 2024

\* Print the name and title of each signing officer under his or her signature.



200GalvN8GXWHMso<

**CODE OF ETHICS  
FOR  
SENIOR OFFICERS**

**POLICY**

This Code of Ethics for Senior Officers (this “Code”) sets forth the policies, practices and values expected to be exhibited by Senior Officers of the Pioneer Funds (collectively, the “Funds” and each, a “Fund”). This Code does not apply generally to officers and employees of service providers to the Funds, including Amundi Asset Management US, Inc., and Amundi Distributor US, Inc. (collectively, “Amundi US”), unless such officers and employees are also Senior Officers.

The term “Senior Officers” shall mean the principal executive officer, principal financial officer, principal accounting officer and controller of the Funds, although one person may occupy more than one such office. Each Senior Officer is identified by title in Exhibit A to this Code.

The Chief Compliance Officer (“CCO”) of the Pioneer Funds is primarily responsible for implementing and monitoring compliance with this Code, subject to the overall supervision of the Board of Trustees of the Funds (the “Board”). The CCO has the authority to interpret this Code and its applicability to particular situations. Any questions about this Code should be directed to the CCO or his or her designee.

**PURPOSE**

The purposes of this Code are to:

- Promote honest and ethical conduct, including the ethical handling of actual or apparent conflicts of interest between personal and professional relationships;
- Promote full, fair, accurate, timely and understandable disclosure in reports and documents that the Fund files with, or submits to, the Securities and Exchange Commission (“SEC”) and in other public communications made by the Fund;



- Promote compliance with applicable laws and governmental rules and regulations;
- Promote the prompt internal reporting of violations of the Code to an appropriate person or persons identified in the Code; and
- Establish accountability for adherence to the Code.

Each Senior Officer should adhere to a high standard of business ethics and should be sensitive to situations that may give rise to actual as well as apparent conflicts of interest.

## RESPONSIBILITIES OF SENIOR OFFICERS

### Conflicts of Interest

A “conflict of interest” occurs when a Senior Officer’s private interests interfere in any way – or even appear to interfere – with the interests of or his/her service to a Fund. A conflict can arise when a Senior Officer takes actions or has interests that may make it difficult to perform his or her Fund work objectively and effectively. Conflicts of interest also arise when a Senior Officer or a member of his/her family receives improper personal benefits as a result of the Senior Officer’s position with the Fund.

Certain conflicts of interest arise out of the relationships between Senior Officers and the Fund and already are subject to conflict of interest provisions in the Investment Company Act of 1940, as amended (the “ICA”), and the Investment Advisers Act of 1940, as amended (the “IAA”). For example, Senior Officers may not individually engage in certain transactions (such as the purchase or sale of securities or other property) with the Funds because of their status as “affiliated persons” of the Funds. The Fund’s and Amundi US’ compliance programs and procedures are designed to prevent, or identify and correct, violations of these provisions. This Code does not, and is not intended to, repeat or replace such policies and procedures, and such conflicts fall outside of the parameters of this Code.

Although typically not presenting an opportunity for improper personal benefit, conflicts arise as a result of the contractual relationship between the Fund and Amundi US because the Senior Officers are officers or employees of both. As a result, this Code recognizes that Senior Officers will, in the normal course of their duties (whether formally for a Fund or for Amundi US, or for both), be involved in establishing policies and implementing decisions that will have different effects on Amundi US and the Fund. The participation of Senior Officers in such activities is inherent in the contractual relationship between a Fund and Amundi US and is consistent with the performance by the Senior Officers of their duties as officers of the Fund and, if addressed in conformity with the provisions of the ICA and the IAA, will be deemed to have been handled ethically. In addition, it is recognized by the Board that Senior Officers may also be officers of investment companies other than the Pioneer Funds.

Other conflicts of interest are covered by this Code, even if such conflicts of interest are not subject to provisions of the ICA or the IAA. In reading the following examples of conflicts of interest under this Code, Senior Officers should keep in mind that such a list cannot ever be exhaustive or cover every possible scenario. It follows that the overarching principle is that the personal interest of a Senior Officer should not be placed improperly before the interest of a Fund.



Each Senior Officer must:

- Not use his or her personal influence or personal relationships improperly to influence investment decisions or financial reporting by a Fund whereby the Senior Officer would benefit personally to the detriment of the Fund;
- Not cause a Fund to take action, or fail to take action, for the individual personal benefit of the Senior Officer rather than the benefit of the Fund; and
- Report at least annually any affiliations or other relationships that give rise to conflicts of interest.

Any material conflict of interest situation should be approved by the CCO, his or her designee or the Board. Examples of these include:

- Service as a director on the board of any public or private company;
- The receipt of any gift with a value in excess of an amount established from time to time by Amundi US' Business Gift and Entertainment Policy from any single non-relative person or entity. Customary business lunches, dinners and entertainment at which both the Senior Officer and the giver are present, and promotional items of insignificant value are exempt from this prohibition;
- The receipt of any entertainment from any company with which a Fund has current or prospective business dealings unless such entertainment is business-related, reasonable in cost, appropriate as to time and place, and not so frequent as to raise any question of impropriety;
- Any ownership interest in, or any consulting or employment relationship with, any of a Fund's service providers other than its investment adviser, principal underwriter, administrator or any affiliated person thereof; and
- A direct or indirect financial interest in commissions, transaction charges or spreads paid by a Fund for effecting portfolio transactions or for selling or redeeming shares other than an interest arising from the Senior Officer's employment, such as compensation or equity ownership.

### Corporate Opportunities

Senior Officers may not (a) take for themselves personally opportunities that are discovered through the use of a Fund's property, information or position; (b) use a Fund's property, information, or position for personal gain; or (c) compete with a Fund. Senior Officers owe a duty to the Funds to advance their legitimate interests when the opportunity to do so arises.



### Confidentiality

Senior Officers should maintain the confidentiality of information entrusted to them by the Funds, except when disclosure is authorized or legally mandated. Confidential information includes all non-public information that might be of use to competitors, or harmful to the Funds, if disclosed.

### Fair dealing with Fund shareholders, suppliers, and competitors

Senior Officers should endeavor to deal fairly with the Funds' shareholders, suppliers, and competitors. Senior Officers should not take unfair advantage of anyone through manipulation, concealment, abuse of privileged information, misrepresentation of material facts, or any other unfair-dealing practice. Senior Officers should not knowingly misrepresent or cause others to misrepresent facts about a Fund to others, whether within or outside the Fund, including to the Board, the Funds' auditors or to governmental regulators and self-regulatory organizations.

### Compliance with Law

Each Senior Officer must not knowingly violate any law, rule and regulation applicable to his or her activities as an officer of the Funds. In addition, Senior Officers are responsible for understanding and promoting compliance with the laws, rules and regulations applicable to his or her particular position and by persons under the Senior Officer's supervision. Senior Officers should endeavor to comply not only with the letter of the law, but also with the spirit of the law.

### Disclosure

Each Senior Officer should familiarize himself or herself with the disclosure requirements generally applicable to the Funds. Each Senior Officer should, to the extent appropriate within his or her area of responsibility, consult with other officers of the Funds and Amundi US with the goal of promoting full, fair, accurate, timely and understandable disclosure in the reports and documents a Fund files with, or submits to, the SEC and in other public communications made by the Funds.

### INITIAL AND ANNUAL CERTIFICATIONS

Upon becoming a Senior Officer the Senior Officer is required to certify that he or she has received, read, and understands this Code. On an annual basis, each Senior Officer must certify that he or she has complied with all of the applicable requirements of this Code.

### ADMINISTRATION AND ENFORCEMENT OF THE CODE

#### Report of Violations

Amundi US relies on each Senior Officer to report promptly if he or she knows of any conduct by a Senior Officer in violation of this Code. All violations or suspected violations of this Code must be reported to the CCO or a member of Amundi US' Legal and Compliance Department. Failure to do so is itself a violation of this Code.





**Investigation of Violations**

Upon notification of a violation or suspected violation, the CCO or other members of Amundi US' Compliance Department will take all appropriate action to investigate the potential violation reported. If, after such investigation, the CCO believes that no violation has occurred, the CCO and Compliance Department is not required to take no further action. Any matter the CCO believes is a violation will be reported to the Independent Trustees. If the Independent Trustees concur that a violation has occurred, they will inform and make a recommendation to the full Board. The Board shall be responsible for determining appropriate action. The Funds, their officers and employees, will not retaliate against any Senior Officer for reports of potential violations that are made in good faith and without malicious intent.

The CCO or his or her designee is responsible for applying this Code to specific situations in which questions are presented under it and has the authority to interpret this Code in any particular situation. The CCO or his or her designee shall make inquiries regarding any potential conflict of interest.

**Violations and Sanctions**

Compliance with this Code is expected and violations of its provisions will be taken seriously and could result in disciplinary action. In response to violations of the Code, the Board may impose such sanctions as it deems appropriate within the scope of its authority over Senior Officers, including termination as an officer of the Funds.

**Waivers from the Code**

The Independent Trustees will consider any approval or waiver sought by any Senior Officer.

The Independent Trustees will be responsible for granting waivers, as appropriate. Any change to or waiver of this Code will, to the extent required, be disclosed as provided by SEC rules.

**OTHER POLICIES AND PROCEDURES**

This Code shall be the sole Code of Ethics adopted by the Funds for purposes of Section 406 of the Sarbanes-Oxley Act and the rules and forms applicable to registered investment companies thereunder. The Funds' and Amundi US' Codes of Ethics under Rule 17j-1 under the ICA and Rule 204A-1 of the IAA are separate requirements applying to the Senior Officers and others, and are not a part of this Code. To the extent any other policies and procedures of the Funds or Amundi US overlap or conflict with the provisions of the Code, they are superseded by this Code.

**SCOPE OF RESPONSIBILITIES**

A Senior Officer's responsibilities under this Code are limited to Fund matters over which the Senior Officer has direct responsibility or control, matters in which the Senior Officer routinely participates, and matters with which the Senior Officer is otherwise involved. In addition, a Senior Officer is responsible for matters of which the Senior Officer has actual knowledge.



**AMENDMENTS**

This Code other than Exhibit A may not be amended except in a writing that is specifically approved or ratified by a majority vote of the Board, including a majority of the Independent Trustees.

**CONFIDENTIALITY**

All reports and records prepared or maintained pursuant to this Code will be considered confidential and shall be maintained and protected accordingly. Except as otherwise required by law or this Code, such matters shall not be disclosed to anyone other than the Board and their counsel, or to Amundi US' Legal and Compliance Department.

**INTERNAL USE**

This Code is intended solely for the internal use by the Funds and does not constitute an admission, by or on behalf of any Fund, as to any fact, circumstance, or legal conclusion.



200GalvN8GXWRN=GJ

**EXHIBIT A – SENIOR OFFICERS OF THE PIONEER FUNDS (EFFECTIVE AS OF AUGUST 14, 2008)**

President (Principal Executive Officer)

Treasurer (Principal Financial Officer)

Code of Ethics for Senior Officers

---



200GalvN8GX@msro=

**PIONEER INVESTMENTS**  
**PST V - 8.31.24 NCSR**Donnelley Financial  
NoneVDI-W10-PF-0457  
24.08.20.0LSW/kamsapn  
ICB

30-Oct-2024 15:47 EST

**852485 EX99 CERT 1** 5\*  
HTM ESS 0C

Page 1 of 1

CERTIFICATION PURSUANT TO RULE 30a-2(a)  
UNDER THE 1940 ACT AND SECTION 302  
OF THE SARBANES-OXLEY ACT OF 2002

I, Lisa M. Jones, certify that:

1. I have reviewed this report on Form N-CSR of Pioneer Series Trust V;
2. Based on my knowledge, this report does not contain any untrue statement of a material fact or omit to state a material fact necessary to make the statements made, in light of the circumstances under which such statements were made, not misleading with respect to the period covered by this report;
3. Based on my knowledge, the financial statements, and other financial information included in this report, fairly present in all material respects the financial condition, results of operations, changes in net assets, and cash flows (if the financial statements are required to include a statement of cash flows) of the registrant as of, and for, the periods presented in this report;
4. The registrant's other certifying officer and I are responsible for establishing and maintaining disclosure controls and procedures (as defined in Rule 30a-3(c) under the Investment Company Act of 1940) and internal control over financial reporting (as defined in Rule 30a-3(d) under the Investment Company Act of 1940) for the registrant and have:
  - a. Designed such disclosure controls and procedures, or caused such disclosure controls and procedures to be designed under our supervision, to ensure that material information relating to the registrant, including its consolidated subsidiaries, is made known to us by others within those entities, particularly during the period in which this report is being prepared;
  - b. Designed such internal control over financial reporting, or caused such internal control over financial reporting to be designed under our supervision, to provide reasonable assurance regarding the reliability of financial reporting and the preparation of financial statements for external purposes in accordance with generally accepted accounting principles;
  - c. Evaluated the effectiveness of the registrant's disclosure controls and procedures and presented in this report our conclusions about the effectiveness of the disclosure controls and procedures, as of a date within 90 days prior to the filing date of this report based on such evaluation; and
  - d. Disclosed in this report any change in the registrant's internal control over financial reporting that occurred during the period covered by this report that has materially affected, or is reasonably likely to materially affect, the registrant's internal control over financial reporting; and
5. The registrant's other certifying officer and I have disclosed to the registrant's auditors and the audit committee of the registrant's board of directors (or persons performing the equivalent functions):
  - a. All significant deficiencies in the design or operation of internal controls over financial reporting which are reasonably likely to adversely affect the registrant's ability to record, process, summarize, and report financial information; and
  - b. Any fraud, whether or not material, that involves management or other employees who have a significant role in the registrant's internal control over financial reporting.

Date: November 7, 2024

/s/ Lisa M. Jones

Lisa M. Jones

Principal Executive Officer



200GalvN86X@vCyo~

CERTIFICATION PURSUANT TO RULE 30a-2(a)  
UNDER THE 1940 ACT AND SECTION 302  
OF THE SARBANES-OXLEY ACT OF 2002

I, Anthony J. Koenig, Jr., certify that:

1. I have reviewed this report on Form N-CSR of Pioneer Series Trust V;
2. Based on my knowledge, this report does not contain any untrue statement of a material fact or omit to state a material fact necessary to make the statements made, in light of the circumstances under which such statements were made, not misleading with respect to the period covered by this report;
3. Based on my knowledge, the financial statements, and other financial information included in this report, fairly present in all material respects the financial condition, results of operations, changes in net assets, and cash flows (if the financial statements are required to include a statement of cash flows) of the registrant as of, and for, the periods presented in this report;
4. The registrants other certifying officer and I are responsible for establishing and maintaining disclosure controls and procedures (as defined in Rule 30a-3(c) under the Investment Company Act of 1940) and internal control over financial reporting (as defined in Rule 30a-3(d) under the Investment Company Act of 1940) for the registrant and have:
  - a. Designed such disclosure controls and procedures, or caused such disclosure controls and procedures to be designed under our supervision, to ensure that material information relating to the registrant, including its consolidated subsidiaries, is made known to us by others within those entities, particularly during the period in which this report is being prepared;
  - b. Designed such internal control over financial reporting, or caused such internal control over financial reporting to be designed under our supervision, to provide reasonable assurance regarding the reliability of financial reporting and the preparation of financial statements for external purposes in accordance with generally accepted accounting principles;
  - c. Evaluated the effectiveness of the registrant's disclosure controls and procedures and presented in this report our conclusions about the effectiveness of the disclosure controls and procedures, as of a date within 90 days prior to the filing date of this report based on such evaluation; and
  - d. Disclosed in this report any change in the registrants internal control over financial reporting that occurred during the period covered by this report that has materially affected, or is reasonably likely to materially affect, the registrants internal control over financial reporting; and
5. The registrants other certifying officer and I have disclosed to the registrant's auditors and the audit committee of the registrant's board of directors (or persons performing the equivalent functions):
  - a. All significant deficiencies in the design or operation of internal controls over financial reporting which are reasonably likely to adversely affect the registrant's ability to record, process, summarize, and report financial information; and
  - b. Any fraud, whether or not material, that involves management or other employees who have a significant role in the registrant's internal control over financial reporting.

Date: November 7, 2024

/s/ Anthony J. Koenig, Jr.

Anthony J. Koenig, Jr.

Principal Financial Officer



200GalvN86X%culpo}

CERTIFICATION PURSUANT TO  
18 U.S.C. SECTION 1350,  
AS ADOPTED PURSUANT TO  
SECTION 906 OF THE SARBANES-OXLEY  
ACT OF 2002

I, Lisa M. Jones, certify that, to the best of my knowledge:

1. The Form N-CSR (the Report) of Pioneer Series Trust V fully complies for the period covered by the Report with the requirements of Section 13(a) or 15 (d), as applicable, of the Securities Exchange Act of 1934; and
2. The information contained in the Report fairly presents, in all material respects, the financial condition and results of the operations of the Trust.

Date: November 7, 2024

/s/ Lisa M. Jones

Lisa M. Jones

Principal Executive Officer

This certification is being furnished pursuant to Rule 30a-2(b) under the Investment Company Act of 1940, as amended, and 18 U.S.C. section 1350 and is not being filed as part of the Report with the Securities and Exchange Commission.

A signed original of this written statement required by section 906 has been provided to the Trust and will be retained by the Trust and furnished to the Securities Exchange Commission or its staff upon request.



200GalvN8GX%wFTo-

CERTIFICATION PURSUANT TO  
18 U.S.C. SECTION 1350,  
AS ADOPTED PURSUANT TO  
SECTION 906 OF THE SARBANES-OXLEY  
ACT OF 2002

I, Anthony J. Koenig, Jr., certify that, to the best of my knowledge:

1. The Form N-CSR (the Report) of Pioneer Series Trust V fully complies for the period covered by the Report with the requirements of Section 13(a) or 15 (d), as applicable, of the Securities Exchange Act of 1934; and
2. The information contained in the Report fairly presents, in all material respects, the financial condition and results of the operations of the Trust.

Date: November 7, 2024

/s/ Anthony J. Koenig, Jr.

Anthony J. Koenig, Jr.

Principal Financial Officer

This certification is being furnished pursuant to Rule 30a-2(b) under the Investment Company Act of 1940, as amended, and 18 U.S.C. section 1350 and is not being filed as part of the Report with the Securities and Exchange Commission.

A signed original of this written statement required by section 906 has been provided to the Trust and will be retained by the Trust and furnished to the Securities Exchange Commission or its staff upon request.





**Change in auditor:**

On March 25, 2024, Ernst & Young LLP (the “Prior Auditor”) resigned as the independent registered public accounting firm of Pioneer Series Trust V due to the independence considerations resulting from a change of the independent registered public accounting firm of a related party. The Prior Auditor’s reports on the financial statements of the Trust for the past two fiscal years, the years ended August 31, 2023 and August 31, 2022, did not contain an adverse opinion or disclaimer of opinion, and were not qualified or modified as to uncertainty, audit scope or accounting principles.

During the last two fiscal year-ends and the subsequent interim period through March 25, 2024, there were no (1) disagreements with the Prior Auditor on any matter of accounting principles or practices, financial statement disclosure, or auditing scope or procedure, which disagreements, if not resolved to the Prior Auditor’s satisfaction, would have caused it to make reference to that matter in connection with its reports on the Trust’s financial statements for such periods; or (2) “reportable events” related to the Trust, as that term is defined in Item 304 (a)(1)(v) of Regulation S-K under the Securities Exchange Act of 1934.

The Board requested that the Prior Auditor address a letter to the U.S. Securities and Exchange Commission stating whether or not it agrees with the above statements. A copy of such letter, is attached as Attachment A.

On March 25, 2024, the Audit Committee of the Board approved, and on March 25, 2024, the Board approved, Deloitte & Touche LLP as the independent registered accounting firm of the Trust for fiscal periods ending after March 25, 2024.



November 7, 2024

Securities and Exchange Commission  
100 F Street, N. E.  
Washington, D.C. 20549

Ladies and Gentlemen:

We have read Form N-CSR dated November 7, 2024, of Pioneer Series Trust V and are in agreement with the statements contained in paragraphs 1-2 under the caption "Additional Information (unaudited)", the statement contained in paragraph 1 under the captions "Changes in Accountants" and the statements contained in paragraphs 1-2 under the caption "Auditor Transition." We have no basis to agree or disagree with other statements of the registrant contained therein.

We have also read the Exhibit "EX99\_ACCT" to Form N-CSR dated November 7, 2024 of Pioneer Series Trust V and are in agreement with the statements contained in paragraphs 1-3 under the caption "Change in auditor." We have no basis to agree or disagree with other statements of the registrant contained therein.

Yours very truly,

/s/ Ernst & Young LLP

Boston, Massachusetts