



2006#1W\$09##khmk

Edgar Submission

Flags>

Submission Type>**N-CSR**

Contact>

Name>**Donnelley Financial Solutions**

Phone Number>**312-326-8200**

Filer>

Filer Id>**0001094521**

Filer Ccc>**omrwhf5\$**

Sros>

Sro Id>**NONE**

Period Of Report>**10-31-2024**

Inv Company>

Inv Company Type>**N-1A**

Notifications>

Internet Notification Address>**ica@dfinsolutions.com**

Series Classes>

Report Series Class>

Rpt Series Class Info>

Series Id>**S000003994**

Class Id>**C000011134**

Class Id>**C000011136**

Class Id>**C000011137**

Class Id>**C000011138**

Class Id>**C000200549**

Documents>

Document>

Conformed Document Type>**N-CSR**

Description>**PIONEER HIGH YIELD FUND**

Ixbrl>

[**891245.IXBRL**]

Html>

[**891245.ITEM2**]

[**891245.AR1**]

[**891245.ITEM8**]

[**891245.SIG**]

Document>

Conformed Document Type>**EX-99.CODE ETH**

Description>**CODE OF ETHICS**

Html>

[**891245.EX99\_COE**]

Document>

Conformed Document Type>**EX-99.CERT**

Description>**CERTIFICATIONS**

Html>

[**891245.EX99\_CERT**]

Document>

Conformed Document Type>**EX-99.906 CERT**

Description>**CERTIFICATIONS**

Html>

[**891245.EX99\_906CT**]

Document>

Conformed Document Type>**EX-101**

Description>**EX-101**

Xbrl>

[**891245.EX-101**]



2006#1W#&G=ysqm\*

**PIONEER INVESTMENTS**  
**AR NON-AUTOMATED**

Donnelley Financial

FWPLAN-PR32

LSW

27-Dec-2024 18:51 EST

**891245 IXBRL output**

1\*

ICA

chartimage chartimage  
charti charti images

IXB

0C



2006#1W#&G=ysqm\*

**PIONEER INVESTMENTS**  
**AR NON-AUTOMATED**

Donnelley Financial

FWPLAN-PR32

LSW

27-Dec-2024 18:51 EST

**891245 IXBRL output** 1\*

ICA

chartimage chartimage  
charti charti images

IXB 0C

Page 2 of 11

**UNITED STATES**  
**SECURITIES AND EXCHANGE COMMISSION**  
**Washington, D.C. 20549**

**FORM N-CSR**

**CERTIFIED SHAREHOLDER REPORT OF REGISTERED MANAGEMENT INVESTMENT COMPANIES**

**Investment Company Act file number 811-09685**

**Pioneer High Yield Fund**

(Exact name of registrant as specified in charter)

60 State Street, Boston, MA 02109  
(Address of principal executive offices) (ZIP code)

Christopher J. Kelley, Amundi Asset Management, Inc.,  
60 State Street, Boston, MA 02109  
(Name and address of agent for service)

**Registrant's telephone number, including area code: (617) 742-7825**

**Date of fiscal year end: October 31**

**Date of reporting period: October 31, 2024**

**Item 1. Report to Stockholders.**

(a) The registrant's annual report transmitted to shareholders pursuant to Rule 30e-1 under the Investment Company Act of 1940 is as follows:



2006#1W#&amp;G=ysqm\*



## Pioneer High Yield Fund

CLASS A / TAHYX

## ANNUAL SHAREHOLDER REPORT | OCTOBER 31, 2024

This annual shareholder report contains important information about Pioneer High Yield Fund ("Fund") for the period of November 1, 2023 to October 31, 2024. You can find additional information about the Fund at <https://www.amundi.com/usinvestors/Resources/Shareholder-Reports>. You can also request this information by contacting us at 1-800-225-6292. **This report describes changes to the Fund that occurred during the reporting period.**

## What were the Fund costs for the last year?

(Based on a hypothetical \$10,000 investment)

Class Name	Costs of a \$10,000 investment	Costs paid as a percentage of a \$10,000 investment
Class A	\$119	1.10%

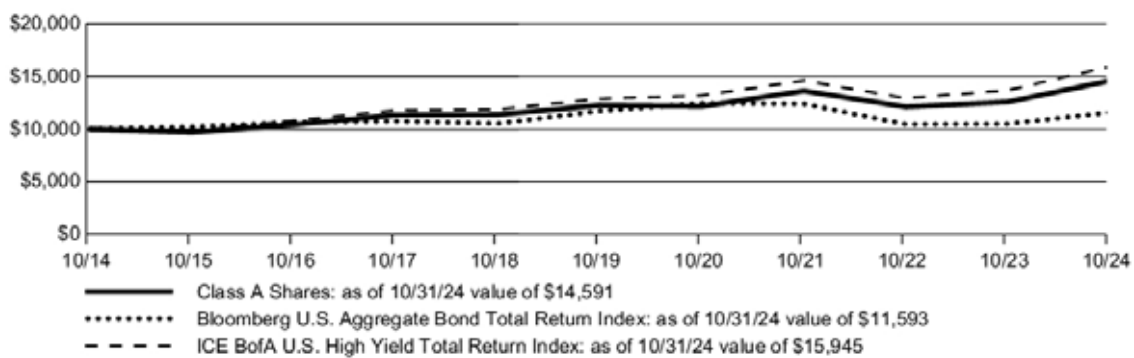
## How did the Fund perform last year and what affected the Fund performance?

- For the fiscal year ended October 31, 2024, the Fund's Class A shares at NAV returned 16.04%. For the same period, the Fund's broad-based benchmark, the Bloomberg U.S. Aggregate Bond Total Return Index, returned 10.55%. The performance benchmark, the ICE BofA U.S. High Yield Total Return Index, returned 16.47% during the period.
- Individual security selection was the primary contributor to the Fund's return relative to the performance benchmark. Sector allocation detracted from the Fund's return relative to the performance benchmark.
- Individual security selection was most positive within the basic industry, transportation and real estate sectors. Exposures within basic industry, specifically within metals and mining, building materials and steel producers and products were positive contributors to benchmark relative performance during the period. Within transportation, select securities within the air transportation and trucking and delivery sectors were beneficial to performance.
- Individual security selection in the automotive and retail sectors detracted from performance. Within the automotive sector, the Fund's exposures within the auto loans subsector detracted from relative performance. Within the retail sector, the Fund's exposure to specialty retail detracted from performance relative to the performance benchmark.
- The Fund's returns relative to the performance benchmark benefited from allocations to the automotive (overweight), retail (underweight) and capital goods (underweight) sectors during the period.
- Allocations to the energy (overweight) and, basic industry (overweight) sectors, and out-of-benchmark positioning to index-based credit-default swaps detracted from relative performance during the period.
- Security selection within the single B (B) and double B (BB) rated tiers contributed positively to benchmark relative performance. The Fund is generally positioned to be underweight the more interest rate sensitive BB rated tier in favor of B rated bonds.

## Fund Performance

The line graph below shows the change in value of a \$10,000 investment made in Class A shares of the Fund at public offering price during the periods shown, compared to that of the Bloomberg U.S. Aggregate Bond Total Return Index and the ICE BofA U.S. High Yield Total Return Index.

## GROWTH OF \$10,000



AVERAGE ANNUAL TOTAL RETURN	1 Year	5 Years	10 Years
Class A (with sales charge)	10.79%	2.59%	3.37%
Class A (without sales charge)	16.04%	3.53%	3.85%
Bloomberg U.S. Aggregate Bond Total Return Index	10.55%	(0.23)%	1.49%
ICE BofA U.S. High Yield Total Return Index	16.47%	4.38%	4.78%

Call 1-800-225-6292 or visit <https://www.amundi.com/usinvestors/Resources/Shareholder-Reports> for the most recent month-end performance results. Current performance may be lower or higher than the performance data quoted.

The performance data quoted represents past performance, which is no guarantee of future results.

The graph and table do not reflect the deduction of taxes that a shareholder would pay on fund distributions or redemption of fund shares.

KEY FUND STATISTICS  
(as of October 31, 2024)

Fund net assets	\$584,097,078
Total number of portfolio holdings	283 <sup>^^</sup>

PORTFOLIO DIVERSIFICATION  
(as of October 31, 2024) \*

Corporate Bonds	92.6%
U.S. Government and Agency Obligations	3.2%



Total advisory fee paid	\$3,952,087
Portfolio turnover rate	60%

^^ Excluding short-term investments and all derivative contracts except for options purchased.

Convertible Corporate Bonds	1.7%
Senior Secured Floating Rate Loan Interests	1.4%
Common Stocks	0.8%
Preferred Stock	0.3%
Collateralized Mortgage Obligations†	0.0%
Rights/Warrants†	0.0%
Insurance-Linked Securities†	0.0%

\* As a percentage of total investments excluding short-term investments and all derivative contracts except for options purchased.

† Amount rounds to less than 0.1%.

## Material Fund Changes

Amundi Asset Management US, Inc. (the "Adviser"), the Fund's investment adviser, is currently an indirect, wholly-owned subsidiary of Amundi. On July 9, 2024, Amundi announced that it had entered into a definitive agreement with Victory Capital Holdings, Inc. ("Victory Capital") to combine the Adviser with Victory Capital, and for Amundi to become a strategic shareholder of Victory Capital (the "Transaction"). Victory Capital is headquartered in San Antonio, Texas. The closing of the Transaction is subject to certain regulatory approvals and other conditions. There is no assurance that the Transaction will close.

The closing of the Transaction would cause the Fund's current investment advisory agreement with the Adviser to terminate. Under the terms of the Transaction, the Fund's Board of Trustees will be asked to approve a reorganization of the Fund into a corresponding, newly established Victory Fund advised by Victory Capital Management Inc., an affiliate of Victory Capital. The proposed reorganization of the Fund would be sought in connection with the closing of the Transaction. If approved by the Board, the proposal to reorganize the Fund will be submitted to the shareholders of the Fund for their approval. There is no assurance that the Board or the shareholders of the Fund will approve the proposal to reorganize the Fund.

For more complete information, you may review the Fund's next prospectus, which we expect to be available by March 3, 2025 at <https://www.amundi.com/usinvestors/Products/Mutual-Funds> or upon request at 1-800-225-6292.

## Availability of Additional Information

You can find additional information about the Fund, including the Fund's prospectus, financial information, holdings and proxy voting information, at <https://www.amundi.com/usinvestors/Resources/Shareholder-Reports>. You can also request this information by contacting us at 1-800-225-6292.

## Important notice to shareholders

In order to reduce expenses, we will deliver a single copy of prospectuses, proxies, financial reports and other communications to shareholders with the same residential address, provided they have the same last name or we reasonably believe them to be members of the same family. Unless we are notified otherwise, we will continue to send recipients only one copy of these materials for as long as they remain a shareholder of the Fund. If you would like to receive individual mailings, please call 1-800-225-6292 and we will begin sending you separate copies of these materials within 30 days after receiving your request.



2006#1W#G-Ysqm\*



## Pioneer High Yield Fund

CLASS C / PYICX

## ANNUAL SHAREHOLDER REPORT | OCTOBER 31, 2024

This annual shareholder report contains important information about Pioneer High Yield Fund ("Fund") for the period of November 1, 2023 to October 31, 2024. You can find additional information about the Fund at <https://www.amundi.com/usinvestors/Resources/Shareholder-Reports>. You can also request this information by contacting us at 1-800-225-6292. **This report describes changes to the Fund that occurred during the reporting period.**

## What were the Fund costs for the last year?

(Based on a hypothetical \$10,000 investment)

Class Name	Costs of a \$10,000 investment	Costs paid as a percentage of a \$10,000 investment
Class C	\$208	1.93%

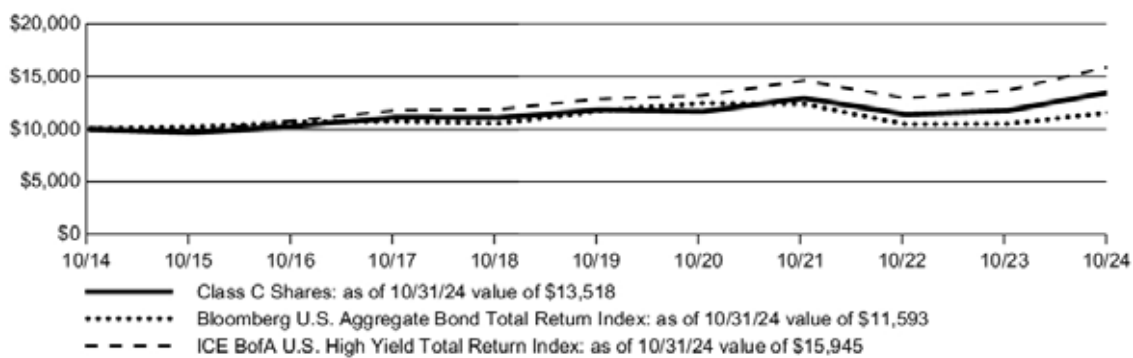
## How did the Fund perform last year and what affected the Fund performance?

- For the fiscal year ended October 31, 2024, the Fund's Class C shares at NAV returned 15.03%. For the same period, the Fund's broad-based benchmark, the Bloomberg U.S. Aggregate Bond Total Return Index, returned 10.55%. The performance benchmark, the ICE BofA U.S. High Yield Total Return Index, returned 16.47% during the period.
- Individual security selection was the primary contributor to the Fund's return relative to the performance benchmark. Sector allocation detracted from the Fund's return relative to the performance benchmark.
- Individual security selection was most positive within the basic industry, transportation and real estate sectors. Exposures within basic industry, specifically within metals and mining, building materials and steel producers and products were positive contributors to benchmark relative performance during the period. Within transportation, select securities within the air transportation and trucking and delivery sectors were beneficial to performance.
- Individual security selection in the automotive and retail sectors detracted from performance. Within the automotive sector, the Fund's exposures within the auto loans subsector detracted from relative performance. Within the retail sector, the Fund's exposure to specialty retail detracted from performance relative to the performance benchmark.
- The Fund's returns relative to the performance benchmark benefited from allocations to the automotive (overweight), retail (underweight) and capital goods (underweight) sectors during the period.
- Allocations to the energy (overweight) and, basic industry (overweight) sectors, and out-of-benchmark positioning to index-based credit-default swaps detracted from relative performance during the period.
- Security selection within the single B (B) and double B (BB) rated tiers contributed positively to benchmark relative performance. The Fund is generally positioned to be underweight the more interest rate sensitive BB rated tier in favor of B rated bonds.

## Fund Performance

The line graph below shows the change in value of a \$10,000 investment made in Class C shares of the Fund during the periods shown, compared to that of the Bloomberg U.S. Aggregate Bond Total Return Index and the ICE BofA U.S. High Yield Total Return Index.

## GROWTH OF \$10,000



AVERAGE ANNUAL TOTAL RETURN	1 Year	5 Years	10 Years
Class C (with contingent deferred sales charge)	14.03%	2.69%	3.06%
Class C (without contingent deferred sales charge)	15.03%	2.69%	3.06%
Bloomberg U.S. Aggregate Bond Total Return Index	10.55%	(0.23)%	1.49%
ICE BofA U.S. High Yield Total Return Index	16.47%	4.38%	4.78%

Call 1-800-225-6292 or visit <https://www.amundi.com/usinvestors/Resources/Shareholder-Reports> for the most recent month-end performance results. Current performance may be lower or higher than the performance data quoted.

The performance data quoted represents past performance, which is no guarantee of future results.

The graph and table do not reflect the deduction of taxes that a shareholder would pay on fund distributions or redemption of fund shares.

KEY FUND STATISTICS  
(as of October 31, 2024)

Fund net assets	\$584,097,078
Total number of portfolio holdings	283 <sup>^^</sup>

PORTFOLIO DIVERSIFICATION  
(as of October 31, 2024) \*

Corporate Bonds	92.6%
U.S. Government and Agency Obligations	3.2%



2006#1W#&amp;G=ysqm\*

Total advisory fee paid	\$3,952,087
Portfolio turnover rate	60%

^^ Excluding short-term investments and all derivative contracts except for options purchased.

Convertible Corporate Bonds	1.7%
Senior Secured Floating Rate Loan Interests	1.4%
Common Stocks	0.8%
Preferred Stock	0.3%
Collateralized Mortgage Obligations†	0.0%
Rights/Warrants†	0.0%
Insurance-Linked Securities†	0.0%

\* As a percentage of total investments excluding short-term investments and all derivative contracts except for options purchased.

† Amount rounds to less than 0.1%.

## Material Fund Changes

Amundi Asset Management US, Inc. (the "Adviser"), the Fund's investment adviser, is currently an indirect, wholly-owned subsidiary of Amundi. On July 9, 2024, Amundi announced that it had entered into a definitive agreement with Victory Capital Holdings, Inc. ("Victory Capital") to combine the Adviser with Victory Capital, and for Amundi to become a strategic shareholder of Victory Capital (the "Transaction"). Victory Capital is headquartered in San Antonio, Texas. The closing of the Transaction is subject to certain regulatory approvals and other conditions. There is no assurance that the Transaction will close.

The closing of the Transaction would cause the Fund's current investment advisory agreement with the Adviser to terminate. Under the terms of the Transaction, the Fund's Board of Trustees will be asked to approve a reorganization of the Fund into a corresponding, newly established Victory Fund advised by Victory Capital Management Inc., an affiliate of Victory Capital. The proposed reorganization of the Fund would be sought in connection with the closing of the Transaction. If approved by the Board, the proposal to reorganize the Fund will be submitted to the shareholders of the Fund for their approval. There is no assurance that the Board or the shareholders of the Fund will approve the proposal to reorganize the Fund.

For more complete information, you may review the Fund's next prospectus, which we expect to be available by March 3, 2025 at <https://www.amundi.com/usinvestors/Products/Mutual-Funds> or upon request at 1-800-225-6292.

## Availability of Additional Information

You can find additional information about the Fund, including the Fund's prospectus, financial information, holdings and proxy voting information, at <https://www.amundi.com/usinvestors/Resources/Shareholder-Reports>. You can also request this information by contacting us at 1-800-225-6292.

## Important notice to shareholders

In order to reduce expenses, we will deliver a single copy of prospectuses, proxies, financial reports and other communications to shareholders with the same residential address, provided they have the same last name or we reasonably believe them to be members of the same family. Unless we are notified otherwise, we will continue to send recipients only one copy of these materials for as long as they remain a shareholder of the Fund. If you would like to receive individual mailings, please call 1-800-225-6292 and we will begin sending you separate copies of these materials within 30 days after receiving your request.



2006#1W#&amp;G=ysqm\*



## Pioneer High Yield Fund

CLASS R / TYHRX

## ANNUAL SHAREHOLDER REPORT | OCTOBER 31, 2024

This annual shareholder report contains important information about Pioneer High Yield Fund ("Fund") for the period of November 1, 2023 to October 31, 2024. You can find additional information about the Fund at <https://www.amundi.com/usinvestors/Resources/Shareholder-Reports>. You can also request this information by contacting us at 1-800-225-6292. **This report describes changes to the Fund that occurred during the reporting period.**

## What were the Fund costs for the last year?

(Based on a hypothetical \$10,000 investment)

Class Name	Costs of a \$10,000 investment	Costs paid as a percentage of a \$10,000 investment
Class R	\$168	1.56%

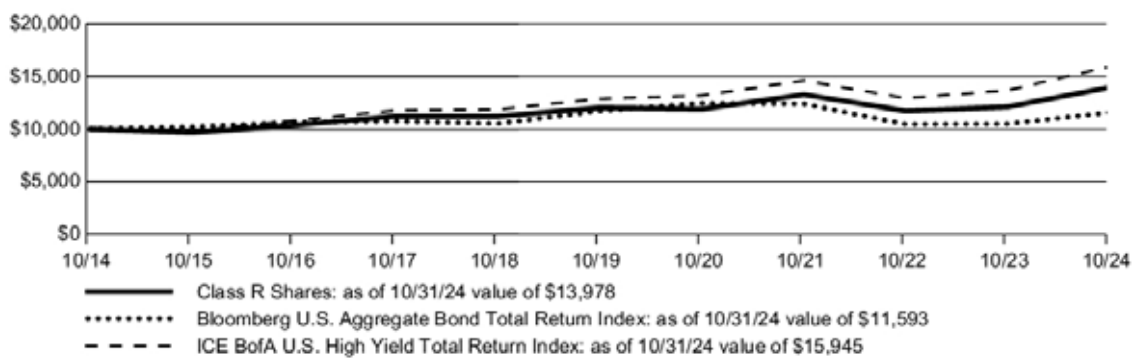
## How did the Fund perform last year and what affected the Fund performance?

- For the fiscal year ended October 31, 2024, the Fund's Class R shares at NAV returned 15.43%. For the same period, the Fund's broad-based benchmark, the Bloomberg U.S. Aggregate Bond Total Return Index, returned 10.55%. The performance benchmark, the ICE BofA U.S. High Yield Total Return Index, returned 16.47% during the period.
- Individual security selection was the primary contributor to the Fund's return relative to the performance benchmark. Sector allocation detracted from the Fund's return relative to the performance benchmark.
- Individual security selection was most positive within the basic industry, transportation and real estate sectors. Exposures within basic industry, specifically within metals and mining, building materials and steel producers and products were positive contributors to benchmark relative performance during the period. Within transportation, select securities within the air transportation and trucking and delivery sectors were beneficial to performance.
- Individual security selection in the automotive and retail sectors detracted from performance. Within the automotive sector, the Fund's exposures within the auto loans subsector detracted from relative performance. Within the retail sector, the Fund's exposure to specialty retail detracted from performance relative to the performance benchmark.
- The Fund's returns relative to the performance benchmark benefited from allocations to the automotive (overweight), retail (underweight) and capital goods (underweight) sectors during the period.
- Allocations to the energy (overweight) and, basic industry (overweight) sectors, and out-of-benchmark positioning to index-based credit-default swaps detracted from relative performance during the period.
- Security selection within the single B (B) and double B (BB) rated tiers contributed positively to benchmark relative performance. The Fund is generally positioned to be underweight the more interest rate sensitive BB rated tier in favor of B rated bonds.

## Fund Performance

The line graph below shows the change in value of a \$10,000 investment made in Class R shares of the Fund during the periods shown, compared to that of the Bloomberg U.S. Aggregate Bond Total Return Index and the ICE BofA U.S. High Yield Total Return Index.

## GROWTH OF \$10,000



AVERAGE ANNUAL TOTAL RETURN	1 Year	5 Years	10 Years
Class R	15.43%	3.04%	3.41%
Bloomberg U.S. Aggregate Bond Total Return Index	10.55%	(0.23)%	1.49%
ICE BofA U.S. High Yield Total Return Index	16.47%	4.38%	4.78%

Call 1-800-225-6292 or visit <https://www.amundi.com/usinvestors/Resources/Shareholder-Reports> for the most recent month-end performance results. Current performance may be lower or higher than the performance data quoted.

**The performance data quoted represents past performance, which is no guarantee of future results.**

The graph and table do not reflect the deduction of taxes that a shareholder would pay on fund distributions or redemption of fund shares.

KEY FUND STATISTICS  
(as of October 31, 2024)

Fund net assets	\$584,097,078
Total number of portfolio holdings	283 <sup>^^</sup>
Total advisory fee paid	\$3,952,087

PORTFOLIO DIVERSIFICATION  
(as of October 31, 2024) \*

Corporate Bonds	92.6%
U.S. Government and Agency Obligations	3.2%
Convertible Corporate Bonds	1.7%





Portfolio turnover rate 60%

<sup>^^</sup> Excluding short-term investments and all derivative contracts except for options purchased.

Senior Secured Floating Rate Loan Interests 1.4%

Common Stocks 0.8%

Preferred Stock 0.3%

Collateralized Mortgage Obligations<sup>†</sup> 0.0%Rights/Warrants<sup>†</sup> 0.0%Insurance-Linked Securities<sup>†</sup> 0.0%<sup>\*</sup> As a percentage of total investments excluding short-term investments and all derivative contracts except for options purchased.<sup>†</sup> Amount rounds to less than 0.1%.

## Material Fund Changes

Amundi Asset Management US, Inc. (the "Adviser"), the Fund's investment adviser, is currently an indirect, wholly-owned subsidiary of Amundi. On July 9, 2024, Amundi announced that it had entered into a definitive agreement with Victory Capital Holdings, Inc. ("Victory Capital") to combine the Adviser with Victory Capital, and for Amundi to become a strategic shareholder of Victory Capital (the "Transaction"). Victory Capital is headquartered in San Antonio, Texas. The closing of the Transaction is subject to certain regulatory approvals and other conditions. There is no assurance that the Transaction will close.

The closing of the Transaction would cause the Fund's current investment advisory agreement with the Adviser to terminate. Under the terms of the Transaction, the Fund's Board of Trustees will be asked to approve a reorganization of the Fund into a corresponding, newly established Victory Fund advised by Victory Capital Management Inc., an affiliate of Victory Capital. The proposed reorganization of the Fund would be sought in connection with the closing of the Transaction. If approved by the Board, the proposal to reorganize the Fund will be submitted to the shareholders of the Fund for their approval. There is no assurance that the Board or the shareholders of the Fund will approve the proposal to reorganize the Fund.

For more complete information, you may review the Fund's next prospectus, which we expect to be available by March 3, 2025 at <https://www.amundi.com/usinvestors/Products/Mutual-Funds> or upon request at 1-800-225-6292.

## Availability of Additional Information

You can find additional information about the Fund, including the Fund's prospectus, financial information, holdings and proxy voting information, at <https://www.amundi.com/usinvestors/Resources/Shareholder-Reports>. You can also request this information by contacting us at 1-800-225-6292.

## Important notice to shareholders

In order to reduce expenses, we will deliver a single copy of prospectuses, proxies, financial reports and other communications to shareholders with the same residential address, provided they have the same last name or we reasonably believe them to be members of the same family. Unless we are notified otherwise, we will continue to send recipients only one copy of these materials for as long as they remain a shareholder of the Fund. If you would like to receive individual mailings, please call 1-800-225-6292 and we will begin sending you separate copies of these materials within 30 days after receiving your request.



2006#1W#&amp;G=ysqm\*



## Pioneer High Yield Fund

CLASS Y / TYHYX

## ANNUAL SHAREHOLDER REPORT | OCTOBER 31, 2024

This annual shareholder report contains important information about Pioneer High Yield Fund ("Fund") for the period of November 1, 2023 to October 31, 2024. You can find additional information about the Fund at <https://www.amundi.com/usinvestors/Resources/Shareholder-Reports>. You can also request this information by contacting us at 1-800-225-6292. **This report describes changes to the Fund that occurred during the reporting period.**

## What were the Fund costs for the last year?

(Based on a hypothetical \$10,000 investment)

Class Name	Costs of a \$10,000 investment	Costs paid as a percentage of a \$10,000 investment
Class Y	\$92	0.85%

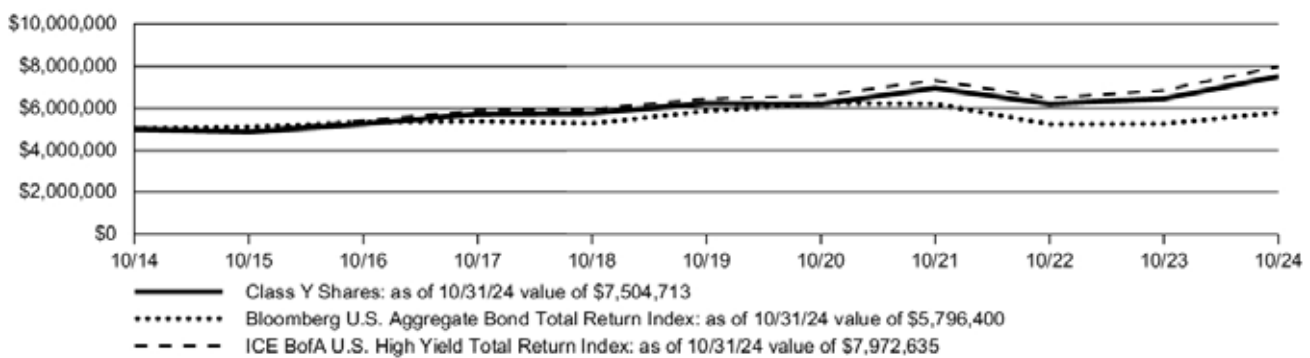
## How did the Fund perform last year and what affected the Fund performance?

- For the fiscal year ended October 31, 2024, the Fund's Class Y shares at NAV returned 16.44%. For the same period, the Fund's broad-based benchmark, the Bloomberg U.S. Aggregate Bond Total Return Index, returned 10.55%. The performance benchmark, the ICE BofA U.S. High Yield Total Return Index, returned 16.47% during the period.
- Individual security selection was the primary contributor to the Fund's return relative to the performance benchmark. Sector allocation detracted from the Fund's return relative to the performance benchmark.
- Individual security selection was most positive within the basic industry, transportation and real estate sectors. Exposures within basic industry, specifically within metals and mining, building materials and steel producers and products were positive contributors to benchmark relative performance during the period. Within transportation, select securities within the air transportation and trucking and delivery sectors were beneficial to performance.
- Individual security selection in the automotive and retail sectors detracted from performance. Within the automotive sector, the Fund's exposures within the auto loans subsector detracted from relative performance. Within the retail sector, the Fund's exposure to specialty retail detracted from performance relative to the performance benchmark.
- The Fund's returns relative to the performance benchmark benefited from allocations to the automotive (overweight), retail (underweight) and capital goods (underweight) sectors during the period.
- Allocations to the energy (overweight) and, basic industry (overweight) sectors, and out-of-benchmark positioning to index-based credit-default swaps detracted from relative performance during the period.
- Security selection within the single B (B) and double B (BB) rated tiers contributed positively to benchmark relative performance. The Fund is generally positioned to be underweight the more interest rate sensitive BB rated tier in favor of B rated bonds.

## Fund Performance

The line graph below shows the change in value of a \$5 million investment made in Class Y shares of the Fund during the periods shown, compared to that of the Bloomberg U.S. Aggregate Bond Total Return Index and the ICE BofA U.S. High Yield Total Return Index.

## GROWTH OF \$5 million



AVERAGE ANNUAL TOTAL RETURN	1 Year	5 Years	10 Years
Class Y	16.44%	3.82%	4.14%
Bloomberg U.S. Aggregate Bond Total Return Index	10.55%	(0.23)%	1.49%
ICE BofA U.S. High Yield Total Return Index	16.47%	4.38%	4.78%

Call 1-800-225-6292 or visit <https://www.amundi.com/usinvestors/Resources/Shareholder-Reports> for the most recent month-end performance results. Current performance may be lower or higher than the performance data quoted.

The performance data quoted represents past performance, which is no guarantee of future results.

The graph and table do not reflect the deduction of taxes that a shareholder would pay on fund distributions or redemption of fund shares.

KEY FUND STATISTICS  
(as of October 31, 2024)

Fund net assets	\$584,097,078
Total number of portfolio holdings	283 <sup>^^</sup>
Total advisory fee paid	\$3,952,087

PORTFOLIO DIVERSIFICATION  
(as of October 31, 2024) \*

Corporate Bonds	92.6%
U.S. Government and Agency Obligations	3.2%
Convertible Corporate Bonds	1.7%



2006#1W#&amp;G=ysqm\*

Portfolio turnover rate 60%

^^ *Excluding short-term investments and all derivative contracts except for options purchased.*

Senior Secured Floating Rate Loan Interests	1.4%
Common Stocks	0.8%
Preferred Stock	0.3%
Collateralized Mortgage Obligations <sup>†</sup>	0.0%
Rights/Warrants <sup>†</sup>	0.0%
Insurance-Linked Securities <sup>†</sup>	0.0%

\* *As a percentage of total investments excluding short-term investments and all derivative contracts except for options purchased.*

<sup>†</sup> *Amount rounds to less than 0.1%.*

## Material Fund Changes

Amundi Asset Management US, Inc. (the "Adviser"), the Fund's investment adviser, is currently an indirect, wholly-owned subsidiary of Amundi. On July 9, 2024, Amundi announced that it had entered into a definitive agreement with Victory Capital Holdings, Inc. ("Victory Capital") to combine the Adviser with Victory Capital, and for Amundi to become a strategic shareholder of Victory Capital (the "Transaction"). Victory Capital is headquartered in San Antonio, Texas. The closing of the Transaction is subject to certain regulatory approvals and other conditions. There is no assurance that the Transaction will close.

The closing of the Transaction would cause the Fund's current investment advisory agreement with the Adviser to terminate. Under the terms of the Transaction, the Fund's Board of Trustees will be asked to approve a reorganization of the Fund into a corresponding, newly established Victory Fund advised by Victory Capital Management Inc., an affiliate of Victory Capital. The proposed reorganization of the Fund would be sought in connection with the closing of the Transaction. If approved by the Board, the proposal to reorganize the Fund will be submitted to the shareholders of the Fund for their approval. There is no assurance that the Board or the shareholders of the Fund will approve the proposal to reorganize the Fund.

For more complete information, you may review the Fund's next prospectus, which we expect to be available by March 3, 2025 at <https://www.amundi.com/usinvestors/Products/Mutual-Funds> or upon request at 1-800-225-6292.

## Availability of Additional Information

You can find additional information about the Fund, including the Fund's prospectus, financial information, holdings and proxy voting information, at <https://www.amundi.com/usinvestors/Resources/Shareholder-Reports>. You can also request this information by contacting us at 1-800-225-6292.

## Important notice to shareholders

In order to reduce expenses, we will deliver a single copy of prospectuses, proxies, financial reports and other communications to shareholders with the same residential address, provided they have the same last name or we reasonably believe them to be members of the same family. Unless we are notified otherwise, we will continue to send recipients only one copy of these materials for as long as they remain a shareholder of the Fund. If you would like to receive individual mailings, please call 1-800-225-6292 and we will begin sending you separate copies of these materials within 30 days after receiving your request.



2006#1W#&G=ysqm\*

**PIONEER INVESTMENTS**  
**AR NON-AUTOMATED**

Donnelley Financial

FWPLAN-PR32

LSW

27-Dec-2024 18:51 EST

**891245 IXBRL output**

1\*

ICA

chartimage chartimage  
charti charti images

IXB

0C



## ITEM 2. CODE OF ETHICS.

(a) Disclose whether, as of the end of the period covered by the report, the registrant has adopted a code of ethics that applies to the registrant's principal executive officer, principal financial officer, principal accounting officer or controller, or persons performing similar functions, regardless of whether these individuals are employed by the registrant or a third party. If the registrant has not adopted such a code of ethics, explain why it has not done so.

The registrant has adopted, as of the end of the period covered by this report, a code of ethics that applies to the registrant's principal executive officer, principal financial officer, principal accounting officer and controller.

(b) For purposes of this Item, the term "code of ethics" means written standards that are reasonably designed to deter wrongdoing and to promote:

- (1) Honest and ethical conduct, including the ethical handling of actual or apparent conflicts of interest between personal and professional relationships;
- (2) Full, fair, accurate, timely, and understandable disclosure in reports and documents that a registrant files with, or submits to, the Commission and in other public communications made by the registrant;
- (3) Compliance with applicable governmental laws, rules, and regulations;
- (4) The prompt internal reporting of violations of the code to an appropriate person or persons identified in the code; and
- (5) Accountability for adherence to the code.

(c) The registrant must briefly describe the nature of any amendment, during the period covered by the report, to a provision of its code of ethics that applies to the registrant's principal executive officer, principal financial officer, principal accounting officer or controller, or persons performing similar functions, regardless of whether these individuals are employed by the registrant or a third party, and that relates to any element of the code of ethics definition enumerated in paragraph (b) of this Item. The registrant must file a copy of any such amendment as an exhibit pursuant to Item 19(a), unless the registrant has elected to satisfy paragraph (f) of this Item by posting its code of ethics on its website pursuant to paragraph (f)(2) of this Item, or by undertaking to provide its code of ethics to any person without charge, upon request, pursuant to paragraph (f)(3) of this Item.

The registrant has made no amendments to the code of ethics during the period covered by this report.

(d) If the registrant has, during the period covered by the report, granted a waiver, including an implicit waiver, from a provision of the code of ethics to the registrant's principal executive officer, principal financial officer, principal accounting officer or controller, or persons performing similar functions, regardless of whether these individuals are employed by the registrant or a third party, that relates to one or more of the items set forth in paragraph (b) of this Item, the registrant must briefly describe the nature of the waiver, the name of the person to whom the waiver was granted, and the date of the waiver.

Not applicable.

(e) If the registrant intends to satisfy the disclosure requirement under paragraph (c) or (d) of this Item regarding an amendment to, or a waiver from, a provision of its code of ethics that applies to the registrant's principal executive officer, principal financial officer, principal accounting officer or controller, or persons performing similar functions and that relates to any element of the code of ethics definition enumerated in paragraph (b) of this Item by posting such information on its Internet website, disclose the registrant's Internet address and such intention.



2006#1W#&amp;D#8F&amp;ox

Not applicable.

(f) The registrant must:

- (1) File with the Commission, pursuant to Item 19(a)(1), a copy of its code of ethics that applies to the registrant's principal executive officer, principal financial officer, principal accounting officer or controller, or persons performing similar functions, as an exhibit to its annual report on this Form N-CSR (see attachment);
- (2) Post the text of such code of ethics on its Internet website and disclose, in its most recent report on this Form N-CSR, its Internet address and the fact that it has posted such code of ethics on its Internet website; or
- (3) Undertake in its most recent report on this Form N-CSR to provide to any person without charge, upon request, a copy of such code of ethics and explain the manner in which such request may be made. See Item 19(2)

### ITEM 3. AUDIT COMMITTEE FINANCIAL EXPERT.

(a) (1) Disclose that the registrant's Board of Trustees has determined that the registrant either:

- (i) Has at least one audit committee financial expert serving on its audit committee; or
- (ii) Does not have an audit committee financial expert serving on its audit committee.

The registrant's Board of Trustees has determined that the registrant has at least one audit committee financial expert.

(2) If the registrant provides the disclosure required by paragraph (a)(1)(i) of this Item, it must disclose the name of the audit committee financial expert and whether that person is "independent." In order to be considered "independent" for purposes of this Item, a member of an audit committee may not, other than in his or her capacity as a member of the audit committee, the Board of Trustees, or any other board committee:

- (i) Accept directly or indirectly any consulting, advisory, or other compensatory fee from the issuer; or
- (ii) Be an "interested person" of the investment company as defined in Section 2(a)(19) of the Act (15 U.S.C. 80a-2(a)(19)).

Mr. Fred J. Ricciardi, an independent Trustee, is such an audit committee financial expert.

(3) If the registrant provides the disclosure required by paragraph (a)(1) (ii) of this Item, it must explain why it does not have an audit committee financial expert.

Not applicable.

**ITEM 4. PRINCIPAL ACCOUNTANT FEES AND SERVICES.**

(a) Disclose, under the caption **AUDIT FEES**, the aggregate fees billed for each of the last two fiscal years for professional services rendered by the principal accountant for the audit of the registrant's annual financial statements or services that are normally provided by the accountant in connection with statutory and regulatory filings or engagements for those fiscal years.

The audit fees for the Fund were \$74,600 billed by Deloitte & Touche LLP for the year ended October 31, 2024 and \$54,670 billed by Ernst & Young LLP for the year ended October 31, 2023.

(b) Disclose, under the caption **AUDIT-RELATED FEES**, the aggregate fees billed in each of the last two fiscal years for assurance and related services by the principal accountant that are reasonably related to the performance of the audit of the registrant's financial statements and are not reported under paragraph (a) of this Item. Registrants shall describe the nature of the services comprising the fees disclosed under this category.

The audit-related services fees for the Fund were \$0 billed by Deloitte & Touche LLP and \$437 billed by Ernst & Young for the year ended October 31, 2024 and \$2,541 billed by Ernst & Young LLP for the year ended October 31, 2023.

(c) Disclose, under the caption **TAX FEES**, the aggregate fees billed in each of the last two fiscal years for professional services rendered by the principal accountant for tax compliance, tax advice, and tax planning. Registrants shall describe the nature of the services comprising the fees disclosed under this category.

The aggregate non-audit fees for the Fund were billed by Deloitte & Touche LLP for tax services of \$31,000 and \$20,967 by Ernst & Young LLP for during the fiscal years ended October 31, 2024 and 2023, respectively.

(d) Disclose, under the caption **ALL OTHER FEES**, the aggregate fees billed in each of the last two fiscal years for products and services provided by the principal accountant, other than the services reported in paragraphs (a) through (c) of this Item. Registrants shall describe the nature of the services comprising the fees disclosed under this category.

There were no other fees in 2024 or 2023.

(e) (1) Disclose the audit committee's pre-approval policies and procedures described in paragraph (c)(7) of Rule 2-01 of Regulation S-X.

**PIONEER FUNDS**

**APPROVAL OF AUDIT, AUDIT-RELATED, TAX AND OTHER SERVICES  
PROVIDED BY THE INDEPENDENT AUDITOR**

**SECTION I - POLICY PURPOSE AND APPLICABILITY**

The Pioneer Funds recognize the importance of maintaining the independence of their outside auditors. Maintaining independence is a shared responsibility involving Amundi Asset Management US, Inc., the audit committee and the independent auditors.

The Funds recognize that a Fund's independent auditors: 1) possess knowledge of the Funds, 2) are able to incorporate certain services into the scope of the audit, thereby avoiding redundant work, cost and disruption of Fund personnel and processes, and 3) have expertise that has value to the Funds. As a result, there are situations where it is desirable to use the Fund's independent auditors for services in



2006#1W#&D#J&bG?

In addition to the annual audit and where the potential for conflicts of interests are minimal. Consequently, this policy, which is intended to comply with Rule 210.2-01(C)(7), sets forth guidelines and procedures to be followed by the Funds when retaining the independent audit firm to perform audit, audit-related tax and other services under those circumstances, while also maintaining independence.

Approval of a service in accordance with this policy for a Fund shall also constitute approval for any other Fund whose pre-approval is required pursuant to Rule 210.2-01(c)(7)(ii).

In addition to the procedures set forth in this policy, any non-audit services that may be provided consistently with Rule 210.2-01 may be approved by the Audit Committee itself and any pre-approval that may be waived in accordance with Rule 210.2-01(c)(7)(i)(C) is hereby waived.

Selection of a Fund's independent auditors and their compensation shall be determined by the Audit Committee and shall not be subject to this policy.





SECTION II - POLICY

<u>SERVICE CATEGORY</u>	<u>SERVICE CATEGORY DESCRIPTION</u>	<u>SPECIFIC PRE-APPROVED SERVICE SUBCATEGORIES</u>
I. AUDIT SERVICES	Services that are directly related to performing the independent audit of the Funds	<ul style="list-style-type: none"> <li>• Accounting research assistance</li> <li>• SEC consultation, registration statements, and reporting</li> <li>• Tax accrual related matters</li> <li>• Implementation of new accounting standards</li> <li>• Compliance letters (e.g. rating agency letters)</li> <li>• Regulatory reviews and assistance regarding financial matters</li> <li>• Semi-annual reviews (if requested)</li> <li>• Comfort letters for closed end offerings</li> </ul>
II. AUDIT-RELATED SERVICES	<p>Services which are not prohibited under Rule 210.2-01(C)(4) (the “Rule”) and are related extensions of the audit services support the audit, or use the knowledge/expertise gained from the audit procedures as a foundation to complete the project. In most cases, if the Audit-Related Services are not performed by the Audit firm, the scope of the Audit Services would likely increase. The Services are typically well-defined and governed by accounting professional standards (AICPA, SEC, etc.)</p>	<ul style="list-style-type: none"> <li>• AICPA attest and agreed-upon procedures</li> <li>• Technology control assessments</li> <li>• Financial reporting control assessments</li> <li>• Enterprise security architecture assessment</li> </ul>

AUDIT COMMITTEE APPROVAL POLICY

- “One-time” pre-approval for the audit period for all pre-approved specific service subcategories. Approval of the independent auditors as auditors for a Fund shall constitute pre approval for these services.
- “One-time” pre-approval for the fund fiscal year within a specified dollar limit for all pre-approved specific service subcategories

AUDIT COMMITTEE REPORTING POLICY

- A summary of all such services and related fees reported at each regularly scheduled Audit Committee meeting.
- A summary of all such services and related fees (including comparison to specified dollar limits) reported quarterly.



2006#1W#&D#P#zoE

- Specific approval is needed to exceed the pre-approved dollar limit for these services (see general Audit Committee approval policy below for details on obtaining specific approvals)
- Specific approval is needed to use the Fund’s auditors for Audit-Related Services not denoted as “pre-approved”, or to add a specific service subcategory as “pre-approved”



2006#1W#&D#Tr2o

SECTION III - POLICY DETAIL, CONTINUED

<u>SERVICE CATEGORY</u>	<u>SERVICE CATEGORY DESCRIPTION</u>	<u>SPECIFIC PRE-APPROVED SERVICE SUBCATEGORIES</u>
III. TAX SERVICES	<p>Services which are not prohibited by the Rule,</p> <p>if an officer of the Fund determines that using the Fund’s auditor to provide these services creates significant synergy in the form of efficiency, minimized disruption, or the ability to maintain a desired level of confidentiality.</p>	<ul style="list-style-type: none"> <li>• Tax planning and support</li> <li>• Tax controversy assistance</li> <li>• Tax compliance, tax returns, excise tax returns and support</li> <li>• Tax opinions</li> </ul>

AUDIT COMMITTEE APPROVAL POLICY

- “One-time” pre-approval for the fund fiscal year within a specified dollar limit
- Specific approval is needed to exceed the pre-approved dollar limits for these services (see general Audit Committee approval policy below for details on obtaining specific approvals)
- Specific approval is needed to use the Fund’s auditors for tax services not denoted as pre-approved, or to add a specific service subcategory as “pre-approved”

AUDIT COMMITTEE REPORTING POLICY

- A summary of all such services and related fees (including comparison to specified dollar limits) reported quarterly.



2006#1W#&D#XW#GY

SECTION III - POLICY DETAIL, CONTINUED

SERVICE CATEGORY

IV. OTHER SERVICES

A. SYNERGISTIC, UNIQUE  
QUALIFICATIONS

SERVICE CATEGORY DESCRIPTION

Services which are not prohibited by the Rule, if an officer of the Fund determines that using the Fund’s auditor to provide these services creates significant synergy in the form of efficiency, minimized disruption, the ability to maintain a desired level of confidentiality, or where the Fund’s auditors possess unique or superior qualifications to provide these services, resulting in superior value and results for the Fund.

SPECIFIC PRE-APPROVED SERVICE  
SUBCATEGORIES

- Business Risk Management support
- Other control and regulatory compliance projects

AUDIT COMMITTEE APPROVAL POLICY

- “One-time” pre-approval for the fund fiscal year within a specified dollar limit
- Specific approval is needed to exceed the pre-approved dollar limits for these services (see general Audit Committee approval policy below for details on obtaining specific approvals)
- Specific approval is needed to use the Fund’s auditors for “Synergistic” or “Unique Qualifications” Other Services not denoted as pre-approved to the left, or to add a specific service subcategory as “pre-approved”

AUDIT COMMITTEE REPORTING POLICY

- A summary of all such services and related fees (including comparison to specified dollar limits) reported quarterly.



SECTION III - POLICY DETAIL, CONTINUED

<u>SERVICE CATEGORY</u>	<u>SERVICE CATEGORY DESCRIPTION</u>	<u>SPECIFIC PROHIBITED SERVICE SUBCATEGORIES</u>
PROHIBITED SERVICES	Services which result in the auditors losing independence status under the Rule.	1. Bookkeeping or other services related to the accounting records or financial statements of the audit client*  2. Financial information systems design and implementation*  3. Appraisal or valuation services, fairness* opinions, or contribution-in-kind reports  4. Actuarial services (i.e., setting actuarial reserves versus actuarial audit work)*  5. Internal audit outsourcing services*  6. Management functions or human resources  7. Broker or dealer, investment advisor, or investment banking services  8. Legal services and expert services unrelated to the audit  9. Any other service that the Public Company Accounting Oversight Board determines, by regulation, is impermissible

AUDIT COMMITTEE APPROVAL POLICY

- These services are not to be performed with the exception of the(\*) services that may be permitted if they would not be subject to audit procedures at the audit client (as defined in rule 2-01(f) (4)) level the firm providing the service.

AUDIT COMMITTEE REPORTING POLICY

- A summary of all services and related fees reported at each regularly scheduled Audit Committee meeting will serve as continual confirmation that has not provided any restricted services.



2006#1W#&amp;&amp;m0FzG=

GENERAL AUDIT COMMITTEE APPROVAL POLICY:

- For all projects, the officers of the Funds and the Fund's auditors will each make an assessment to determine that any proposed projects will not impair independence.
- Potential services will be classified into the four non-restricted service categories and the "Approval of Audit, Audit-Related, Tax and Other Services" Policy above will be applied. Any services outside the specific pre-approved service subcategories set forth above must be specifically approved by the Audit Committee.
- At least quarterly, the Audit Committee shall review a report summarizing the services by service category, including fees, provided by the Audit firm as set forth in the above policy.

(2) Disclose the percentage of services described in each of paragraphs (b) through (d) of this Item that were approved by the audit committee pursuant to paragraph (c)(7)(i)(C) of Rule 2-01 of Regulation S-X.

Non-Audit Services

Beginning with non-audit service contracts entered into on or after May 6, 2003, the effective date of the new SEC pre-approval rules, the Fund's audit committee is required to pre-approve services to affiliates defined by SEC rules to the extent that the services are determined to have a direct impact on the operations or financial reporting of the Fund. For the years ended October 31, 2024 and 2023, there were no services provided to an affiliate that required the Fund's audit committee pre-approval.

(f) If greater than 50 percent, disclose the percentage of hours expended on the principal accountants engagement to audit the registrant's financial statements for the most recent fiscal year that were attributed to work performed by persons other than the principal accountant's full-time, permanent employees.

N/A

(g) Disclose the aggregate non-audit fees billed by the registrants accountant for services rendered to the registrant, and rendered to the registrants investment adviser (not including any sub-adviser whose role is primarily portfolio management and is subcontracted with or overseen by another investment adviser), and any entity controlling, controlled by, or under common control with the adviser that provides ongoing services to the registrant for each of the last two fiscal years of the registrant.

The aggregate non-audit fees for the Fund were billed by Deloitte & Touche LLP for tax services of \$31,000 and \$20,967 by Ernst & Young LLP for during the fiscal years ended October 31, 2024 and 2023, respectively.

(h) Disclose whether the registrants audit committee of the Board of Trustees has considered whether the provision of non-audit services that were rendered to the registrants investment adviser (not including any subadviser whose role is primarily portfolio management and is subcontracted with or overseen by another investment adviser), and any entity controlling, controlled by, or under common control with the investment adviser that provides ongoing services to the registrant that were not pre-approved pursuant to paragraph (c)(7)(ii) of Rule 2-01 of Regulation S-X is compatible with maintaining the principal accountant's independence.



The Fund's audit committee of the Board of Trustees has considered whether the provision of non-audit services that were rendered to the Affiliates (as defined) that were not pre-approved pursuant to paragraph (c)(7)(ii) of Rule 2-01 of Regulation S-X is compatible with maintaining the principal accountant's independence.

(i) A registrant identified by the Commission pursuant to Section 104(i)(2)(A) of the Sarbanes-Oxley Act of 2002 (15 U.S.C. 7214(i)(2)(A)), as having retained, for the preparation of the audit report on its financial statements included in the Form NCSR, a registered public accounting firm that has a branch or office that is located in a foreign jurisdiction and that the Public Company Accounting Oversight Board has determined it is unable to inspect or investigate completely because of a position taken by an authority in the foreign jurisdiction must electronically submit to the Commission on a supplemental basis documentation that establishes that the registrant is not owned or controlled by a governmental entity in the foreign jurisdiction. The registrant must submit this documentation on or before the due date for this form. A registrant that is owned or controlled by a foreign governmental entity is not required to submit such documentation.

N/A

(j) A registrant that is a foreign issuer, as defined in 17 CFR 240.3b-4, identified by the Commission pursuant to Section 104(i)(2)(A) of the Sarbanes-Oxley Act of 2002 (15 U.S.C. 7214(i)(2)(A)), as having retained, for the preparation of the audit report on its financial statements included in the Form N-CSR, a registered public accounting firm that has a branch or office that is located in a foreign jurisdiction and that the Public Company Accounting Oversight Board has determined it is unable to inspect or investigate completely because of a position taken by an authority in the foreign jurisdiction, for each year in which the registrant is so identified, must provide the below disclosures. Also, any such identified foreign issuer that uses a variable-interest entity or any similar structure that results in additional foreign entities being consolidated in the financial statements of the registrant is required to provide the below disclosures for itself and its consolidated foreign operating entity or entities. A registrant must disclose:

(1) That, for the immediately preceding annual financial statement period, a registered public accounting firm that the PCAOB was unable to inspect or investigate completely, because of a position taken by an authority in the foreign jurisdiction, issued an audit report for the registrant;

N/A

(2) The percentage of shares of the registrant owned by governmental entities in the foreign jurisdiction in which the registrant is incorporated or otherwise organized;

N/A

(3) Whether governmental entities in the applicable foreign jurisdiction with respect to that registered public accounting firm have a controlling financial interest with respect to the registrant; N/A

(4) The name of each official of the Chinese Communist Party who is a member of the board of directors of the registrant or the operating entity with respect to the registrant;

N/A

(5) Whether the articles of incorporation of the registrant (or equivalent organizing document) contains any charter of the Chinese Communist Party, including the text of any such charter.

N/A



2006#1W#&D#kdJo

ITEM 5. AUDIT COMMITTEE OF LISTED REGISTRANTS

(a) If the registrant is a listed issuer as defined in Rule 10A-3 under the Exchange Act (17 CFR 240.10A-3), state whether or not the registrant has a separately-designated standing audit committee established in accordance with Section 3(a)(58)(A) of the Exchange Act (15 U.S.C. 78c(a)(58)(A)). If the registrant has such a committee, however designated, identify each committee member. If the entire board of directors is acting as the registrant's audit committee as specified in Section 3(a)(58)(B) of the Exchange Act (15 U.S.C. 78c(a)(58)(B)), so state.

N/A

(b) If applicable, provide the disclosure required by Rule 10A-3(d) under the Exchange Act (17 CFR 240.10A-3(d)) regarding an exemption from the listing standards for audit committees.

N/A

ITEM 6. SCHEDULE OF INVESTMENTS.

File Schedule of Investments in securities of unaffiliated issuers as of the close of the reporting period as set forth in 210.1212 of Regulation S-X [17 CFR 210.12-12], unless the schedule is included as part of the report to shareholders filed under Item 1 of this Form.

Included in Item 7

ITEM 7. FINANCIAL STATEMENTS AND FINANCIAL HIGHLIGHTS FOR OPEN-END MANAGEMENT INVESTMENT COMPANIES.





2006#1W#&RiSCnL

# Pioneer High Yield Fund

Annual Report | October 31, 2024

<b>A: TAHYX</b>	<b>C: PYICX</b>	<b>R: TYHRX</b>	<b>Y: TYHYX</b>
-----------------	-----------------	-----------------	-----------------



visit us: [www.amundi.com/us](http://www.amundi.com/us)

## Table of Contents

<a href="#">Consolidated Schedule of Investments</a>	2
<a href="#">Consolidated Financial Statements</a>	24
<a href="#">Consolidated Notes to Financial Statements</a>	32
<a href="#">Report of Independent Registered Public Accounting Firm</a>	55
<a href="#">Additional Information (unaudited)</a>	57
<a href="#">Approval of Renewal of Investment Management Agreement</a>	58



2006#1W#&amp;RISCL

[Table of Contents](#)

## Schedule of Investments | 10/31/24 (Consolidated)

Principal Amount USD (\$)		Value
	<b>UNAFFILIATED ISSUERS — 99.4%</b>	
	<b>SENIOR SECURED FLOATING RATE LOAN INTERESTS — 1.4% of Net Assets*(a)</b>	
	<b>Auto Parts &amp; Equipment — 0.6%</b>	
3,744,949(b)	First Brands Group LLC, First Lien 2021 Term Loan, 9.847% (Term SOFR + 500 bps), 3/30/27	\$ 3,650,389
	<b>Total Auto Parts &amp; Equipment</b>	<b>\$ 3,650,389</b>
	<b>Computer Services — 0.1%</b>	
640,000	Amentum Holdings, Inc., Initial Term Loan, 6.935% (Term SOFR + 225 bps), 9/29/31	\$ 640,600
	<b>Total Computer Services</b>	<b>\$ 640,600</b>
	<b>Cruise Lines — 0.3%</b>	
1,425,000	LC Ahab US Bidco LLC, Initial Term Loan, 8.185% (Term SOFR + 300 bps), 5/1/31	\$ 1,433,016
	<b>Total Cruise Lines</b>	<b>\$ 1,433,016</b>
	<b>Electric-Generation — 0.2%</b>	
1,130,000	Alpha Generation LLC, Initial Term B Loan, 7.446% (Term SOFR + 275 bps), 9/30/31	\$ 1,131,210
	<b>Total Electric-Generation</b>	<b>\$ 1,131,210</b>
	<b>Medical-Drugs — 0.1%</b>	
655,000	Endo Finance Holdings, Inc., Initial Term Loan, 9.245% (Term SOFR + 450 bps), 4/23/31	\$ 656,474
	<b>Total Medical-Drugs</b>	<b>\$ 656,474</b>
	<b>Retail — 0.1%</b>	
538,650	MI Windows and Doors LLC, Term B-2 Loan, 7.685% (Term SOFR + 300 bps), 3/28/31	\$ 541,231
	<b>Total Retail</b>	<b>\$ 541,231</b>
	<b>TOTAL SENIOR SECURED FLOATING RATE LOAN INTERESTS</b> (Cost \$8,059,752)	<b>\$ 8,052,920</b>
	<b>Shares</b>	
	<b>COMMON STOCKS — 0.8% of Net Assets</b>	
	<b>Automobile Components — 0.2%</b>	
127,021(c)	Ascent CNR Corp., Class A	\$ 1,270,210
	<b>Total Automobile Components</b>	<b>\$ 1,270,210</b>

The accompanying notes are an integral part of these financial statements.

[Table of Contents](#)

Shares		Value
	<b>Chemicals — 0.0%†</b>	



2006#1W#&amp;RiScnL

148	LyondellBasell Industries NV, Class A	\$	12,854
	<b>Total Chemicals</b>	\$	<b>12,854</b>
	<b>Financial Services — 0.0%†</b>		
138,656(c)+	Unifin Financiera SAB de CV	\$	8,315
	<b>Total Financial Services</b>	\$	<b>8,315</b>
	<b>Household Durables — 0.0%†</b>		
1,443,476(c)	Desarrolladora Homex SAB de CV	\$	72
	<b>Total Household Durables</b>	\$	<b>72</b>
	<b>Oil, Gas &amp; Consumable Fuels — 0.0%†</b>		
48(c)	Amplify Energy Corp.	\$	318
	<b>Total Oil, Gas &amp; Consumable Fuels</b>	\$	<b>318</b>
	<b>Paper &amp; Forest Products — 0.0%†</b>		
459,481(c)+	Emerald Plantation Holdings, Ltd.	\$	—
	<b>Total Paper &amp; Forest Products</b>	\$	<b>—</b>
	<b>Passenger Airlines — 0.5%</b>		
126,641(c)	Grupo Aeromexico SAB de CV	\$	2,768,957
	<b>Total Passenger Airlines</b>	\$	<b>2,768,957</b>
	<b>Pharmaceuticals — 0.1%</b>		
13,123(c)	Endo, Inc.	\$	334,768
	<b>Total Pharmaceuticals</b>	\$	<b>334,768</b>
	<b>Professional Services — 0.0%†</b>		
190,086,798+	Atento S.A.	\$	5,807
	<b>Total Professional Services</b>	\$	<b>5,807</b>
	<b>TOTAL COMMON STOCKS</b> (Cost \$2,735,614)	\$	<b>4,401,301</b>

The accompanying notes are an integral part of these financial statements.

[Table of Contents](#)

## Schedule of Investments | 10/31/24

(Consolidated) (continued)

Principal Amount USD (\$)		Value
	<b>COLLATERALIZED MORTGAGE OBLIGATIONS—0.0%† of Net Assets</b>	
151,775(a)	DSLA Mortgage Loan Trust, Series 2005-AR6, Class 2A1C, 5.714% (1 Month Term SOFR + 95 bps), 10/19/45	\$ 147,397
148,924	Global Mortgage Securitization, Ltd., Series 2004-A, Class B1, 5.25%, 11/25/32 (144A)	64,845
	<b>TOTAL COLLATERALIZED MORTGAGE OBLIGATIONS</b> (Cost \$146,912)	\$ <b>212,242</b>
	<b>CONVERTIBLE CORPORATE BONDS — 1.6% of Net Assets</b>	
	<b>Banks — 0.0%†</b>	
IDR 11,178,198,000	PT Bakrie & Brothers Tbk, 12/31/24	\$ 66,949
	<b>Total Banks</b>	\$ <b>66,949</b>
	<b>Commercial Services — 0.3%</b>	



2006#1W#&amp;RISCL

1,895,000	Global Payments, Inc., 1.50%, 3/1/31 (144A)	\$ 1,806,883
	<b>Total Commercial Services</b>	<b>\$ 1,806,883</b>
	<b>Energy-Alternate Sources — 0.3%</b>	
2,054,000(d)	Enphase Energy, Inc., 3/1/28	\$ 1,719,198
	<b>Total Energy-Alternate Sources</b>	<b>\$ 1,719,198</b>
	<b>Entertainment — 0.5%</b>	
3,261,000(d)	DraftKings Holdings, Inc., 3/15/28	\$ 2,744,131
	<b>Total Entertainment</b>	<b>\$ 2,744,131</b>
	<b>Pharmaceuticals — 0.3%</b>	
400,000	Jazz Investments I, Ltd., 3.125%, 9/15/30 (144A)	\$ 410,600
1,453,000	Revance Therapeutics, Inc., 1.75%, 2/15/27	1,361,461
	<b>Total Pharmaceuticals</b>	<b>\$ 1,772,061</b>
	<b>Software — 0.2%</b>	
1,372,000	Bentley Systems, Inc., 0.375%, 7/1/27	\$ 1,244,404
	<b>Total Software</b>	<b>\$ 1,244,404</b>
	<b>TOTAL CONVERTIBLE CORPORATE BONDS</b> (Cost \$10,520,431)	<b>\$ 9,353,626</b>

The accompanying notes are an integral part of these financial statements.

4 Pioneer High Yield Fund | Annual Report | 10/31/24

[Table of Contents](#)

Principal Amount USD (\$)		Value
	<b>CORPORATE BONDS — 89.7% of Net Assets</b>	
	<b>Advertising — 2.2%</b>	
3,994,000	Clear Channel Outdoor Holdings, Inc., 7.50%, 6/1/29 (144A)	\$ 3,413,301
2,865,000	Neptune Bidco US, Inc., 9.29%, 4/15/29 (144A)	2,677,425
1,080,000	Outfront Media Capital LLC/Outfront Media Capital Corp., 4.25%, 1/15/29 (144A)	1,012,780
3,591,000	Stagwell Global LLC, 5.625%, 8/15/29 (144A)	3,414,751
2,512,000	Summer BC Bidco B LLC, 5.50%, 10/31/26 (144A)	2,475,709
	<b>Total Advertising</b>	<b>\$ 12,993,966</b>
	<b>Aerospace &amp; Defense — 0.2%</b>	
1,100,000	Spirit AeroSystems, Inc., 9.375%, 11/30/29 (144A)	\$ 1,186,363
	<b>Total Aerospace &amp; Defense</b>	<b>\$ 1,186,363</b>
	<b>Airlines — 2.0%</b>	
2,970,000(e)	ABRA Global Finance, 14.00% (8.00% PIK or 6.00% Cash), 10/22/29 (144A)	\$ 3,005,569
701,100	American Airlines Pass-Through Trust, 3.95%, 7/11/30	650,050
477,500	American Airlines, Inc./AAAdvantage Loyalty IP, Ltd., 5.50%, 4/20/26 (144A)	476,065
795,000	American Airlines, Inc./AAAdvantage Loyalty IP, Ltd., 5.75%, 4/20/29 (144A)	787,239
1,741,029(a)	Gol Finance S.A., 15.185% (1 Month Term SOFR + 1,050 bps), 1/29/25 (144A)	1,818,616
1,170,000(f)	Grupo Aeromexico S.A.B de CV, 8.25%, 11/15/29 (144A)	1,167,075
2,525,000(f)	Grupo Aeromexico S.A.B de CV, 8.625%, 11/15/31 (144A)	2,518,056
1,000,000	Grupo Aeromexico SAB de CV, 8.50%, 3/17/27 (144A)	1,042,725
	<b>Total Airlines</b>	<b>\$ 11,465,395</b>
	<b>Auto Manufacturers — 1.3%</b>	
1,340,000	Ford Motor Co., 6.10%, 8/19/32	\$ 1,345,662
3,955,000	Ford Motor Credit Co. LLC, 4.125%, 8/17/27	3,822,115
1,000,000	Ford Motor Credit Co. LLC, 7.35%, 3/6/30	1,060,769
1,385,000	JB Poindexter & Co., Inc., 8.75%, 12/15/31 (144A)	1,453,134
	<b>Total Auto Manufacturers</b>	<b>\$ 7,681,680</b>

The accompanying notes are an integral part of these financial statements.

[Table of Contents](#)



2006#1W#&amp;RISCL

## Schedule of Investments | 10/31/24

(Consolidated) (continued)

Principal Amount USD (\$)		Value
	<b>Banks — 1.7%</b>	
120,000	Akbank TAS, 6.80%, 2/6/26 (144A)	\$ 121,818
1,200,000(g)(h)	Banco Santander S.A., 8.00% (5 Year CMT Index + 391 bps)	1,250,148
250,000	Freedom Mortgage Corp., 6.625%, 1/15/27 (144A)	247,052
3,363,000	Freedom Mortgage Corp., 12.25%, 10/1/30 (144A)	3,704,039
3,325,000	KeyBank N.A., 4.90%, 8/8/32	3,174,635
1,025,000(g)(h)(i)+	Sovcombank Via SovCom Capital DAC, 7.60% (5 Year CMT Index + 636 bps) (144A)	—
750,000(g)(h)(i)+	Sovcombank Via SovCom Capital DAC, 7.75% (5 Year CMT Index + 638 bps) (144A)	—
1,360,000(h)	Toronto-Dominion Bank, 7.25% (5 Year CMT Index + 298 bps), 7/31/84	1,391,907
	<b>Total Banks</b>	<b>\$ 9,889,599</b>
	<b>Building Materials — 2.4%</b>	
2,631,000	AmeriTex HoldCo Intermediate LLC, 10.25%, 10/15/28 (144A)	\$ 2,768,309
2,461,000	Builders FirstSource, Inc., 4.25%, 2/1/32 (144A)	2,201,581
270,000	Builders FirstSource, Inc., 5.00%, 3/1/30 (144A)	257,948
1,895,000	Camelot Return Merger Sub, Inc., 8.75%, 8/1/28 (144A)	1,903,740
3,035,000	Cornerstone Building Brands, Inc., 6.125%, 1/15/29 (144A)	2,712,599
1,215,000	Miter Brands Acquisition Holdco, Inc./MIWD Borrower LLC, 6.75%, 4/1/32 (144A)	1,235,958
1,406,000	MIWD Holdco II LLC/MIWD Finance Corp., 5.50%, 2/1/30 (144A)	1,343,333
1,590,000	Standard Industries, Inc., 6.50%, 8/15/32 (144A)	1,599,891
	<b>Total Building Materials</b>	<b>\$ 14,023,359</b>
	<b>Chemicals — 4.1%</b>	
1,635,000	Mativ Holdings, Inc., 8.00%, 10/1/29 (144A)	\$ 1,663,703
3,244,000	NOVA Chemicals Corp., 4.25%, 5/15/29 (144A)	2,955,334
EUR 580,000	Olympus Water US Holding Corp., 9.625%, 11/15/28 (144A)	673,274
5,940,000	Olympus Water US Holding Corp., 9.75%, 11/15/28 (144A)	6,301,800
EUR 445,000	SCIL IV LLC/SCIL USA Holdings LLC, 4.375%, 11/1/26 (144A)	483,468
The accompanying notes are an integral part of these financial statements.		
6	Pioneer High Yield Fund   Annual Report   10/31/24	
<a href="#">Table of Contents</a>		
Principal Amount USD (\$)		Value
	<b>Chemicals — (continued)</b>	
EUR 3,860,000	SCIL IV LLC/SCIL USA Holdings LLC, 5.375%, 11/1/26 (144A)	\$ 3,812,796
EUR 1,855,000	SCIL IV LLC/SCIL USA Holdings LLC, 9.50%, 7/15/28 (144A)	2,169,109
6,503,000	Tronox, Inc., 4.625%, 3/15/29 (144A)	5,900,089
	<b>Total Chemicals</b>	<b>\$ 23,959,573</b>
	<b>Coal — 0.5%</b>	
2,774,000	Alliance Resource Operating Partners LP/Alliance Resource Finance Corp., 8.625%, 6/15/29 (144A)	\$ 2,928,578
	<b>Total Coal</b>	<b>\$ 2,928,578</b>
	<b>Commercial Services — 7.0%</b>	
1,755,000	Allied Universal Holdco LLC, 7.875%, 2/15/31 (144A)	\$ 1,786,016
590,000	Allied Universal Holdco LLC/Allied Universal Finance Corp., 6.00%, 6/1/29 (144A)	539,851
960,000	Allied Universal Holdco LLC/Allied Universal Finance Corp., 9.75%, 7/15/27 (144A)	962,313
1,425,000	Allied Universal Holdco LLC/Allied Universal Finance Corp./Atlas Luxco 4 S.a.r.l., 4.625%, 6/1/28 (144A)	1,336,691
567,618(e)+	Atento Luxco 1 S.A., 20.00% (10.00% PIK or 10.00% Cash), 8/17/25 (144A)	515,965
1,945,000	Avis Budget Car Rental LLC/Avis Budget Finance, Inc., 8.25%, 1/15/30 (144A)	1,987,053
1,795,000	Belron UK Finance Plc, 5.75%, 10/15/29 (144A)	1,798,608
2,868,000	Block, Inc., 6.50%, 5/15/32 (144A)	2,918,950
395,000	Brink's Co., 6.50%, 6/15/29 (144A)	402,919
4,353,000	Champions Financing, Inc., 8.75%, 2/15/29 (144A)	4,394,506
2,215,000	EquipmentShare.com, Inc., 8.00%, 3/15/33 (144A)	2,236,350
1,225,000	EquipmentShare.com, Inc., 8.625%, 5/15/32 (144A)	1,263,726
295,000	Garda World Security Corp., 4.625%, 2/15/27 (144A)	287,235
1,232,000	Garda World Security Corp., 6.00%, 6/1/29 (144A)	1,154,575
1,880,000	Garda World Security Corp., 7.75%, 2/15/28 (144A)	1,941,576



2006#1W#&amp;RISCL

The accompanying notes are an integral part of these financial statements.

[Table of Contents](#)

## Schedule of Investments | 10/31/24 (Consolidated) (continued)

Principal Amount USD (\$)		Value
<b>Commercial Services — (continued)</b>		
2,180,000	Garda World Security Corp., 8.375%, 11/15/32 (144A)	\$ 2,179,820
3,758,000	Garda World Security Corp., 9.50%, 11/1/27 (144A)	3,761,036
2,961,000	NESCO Holdings II, Inc., 5.50%, 4/15/29 (144A)	2,755,571
2,943,000	Prime Security Services Borrower LLC/Prime Finance, Inc., 6.25%, 1/15/28 (144A)	2,939,873
4,511,000	Sotheby's, 7.375%, 10/15/27 (144A)	4,390,199
1,160,000	Williams Scotsman, Inc., 6.625%, 6/15/29 (144A)	1,177,602
<b>Total Commercial Services</b>		<b>\$ 40,730,435</b>
<b>Computers — 0.8%</b>		
610,000	Amentum Holdings, Inc., 7.25%, 8/1/32 (144A)	\$ 631,818
700,000	Fortress Intermediate 3, Inc., 7.50%, 6/1/31 (144A)	727,707
1,435,000	KBR, Inc., 4.75%, 9/30/28 (144A)	1,372,219
1,275,000	NCR Voyix Corp., 5.00%, 10/1/28 (144A)	1,226,509
542,000	NCR Voyix Corp., 5.125%, 4/15/29 (144A)	517,983
<b>Total Computers</b>		<b>\$ 4,476,236</b>
<b>Distribution/Wholesale — 0.6%</b>		
2,797,000	Velocity Vehicle Group LLC, 8.00%, 6/1/29 (144A)	\$ 2,881,710
555,000	Windsor Holdings III LLC, 8.50%, 6/15/30 (144A)	584,089
<b>Total Distribution/Wholesale</b>		<b>\$ 3,465,799</b>
<b>Diversified Financial Services — 6.5%</b>		
2,900,000(h)	Ally Financial, Inc., 6.184% (SOFR + 229 bps), 7/26/35	\$ 2,894,511
700,000(i)	Credito Real SAB de CV SOFOM ER, 8.00%, 1/21/28 (144A)	73,570
1,990,000	Focus Financial Partners LLC, 6.75%, 9/15/31 (144A)	1,976,956
1,040,000	Freedom Mortgage Holdings LLC, 9.125%, 5/15/31 (144A)	1,053,487
1,390,000	Freedom Mortgage Holdings LLC, 9.25%, 2/1/29 (144A)	1,423,527
495,000	GGAM Finance, Ltd., 7.75%, 5/15/26 (144A)	503,696
3,280,000	GGAM Finance, Ltd., 8.00%, 6/15/28 (144A)	3,458,016
5,095,000	Global Aircraft Leasing Co., Ltd., 8.75%, 9/1/27 (144A)	5,264,849

The accompanying notes are an integral part of these financial statements.

[Table of Contents](#)

Principal Amount USD (\$)		Value
<b>Diversified Financial Services — (continued)</b>		
3,909,000	Nationstar Mortgage Holdings, Inc., 5.125%, 12/15/30 (144A)	\$ 3,659,509
2,880,000	Nationstar Mortgage Holdings, Inc., 6.50%, 8/1/29 (144A)	2,879,885
1,150,000	OneMain Finance Corp., 3.875%, 9/15/28	1,059,958
810,000	OneMain Finance Corp., 7.875%, 3/15/30	843,248
1,330,000	OneMain Finance Corp., 9.00%, 1/15/29	1,409,131
4,015,000	Provident Funding Associates LP/PFG Finance Corp., 9.75%, 9/15/29 (144A)	4,105,683
EUR 360,000	Sherwood Financing Plc, 4.50%, 11/15/26	380,077
GBP 960,000	Sherwood Financing Plc, 6.00%, 11/15/26 (144A)	1,195,660
1,066,000+	Unifin Financiera SAB de CV, 1/27/28	—
2,227,000	United Wholesale Mortgage LLC, 5.50%, 4/15/29 (144A)	2,123,890
3,905,000	United Wholesale Mortgage LLC, 5.75%, 6/15/27 (144A)	3,836,991
<b>Total Diversified Financial Services</b>		<b>\$ 38,142,644</b>
<b>Electric — 3.3%</b>		
600,000	Alpha Generation LLC, 6.75%, 10/15/32 (144A)	\$ 608,429
875,000	Calpine Corp., 4.625%, 2/1/29 (144A)	829,713
3,137,000	Calpine Corp., 5.00%, 2/1/31 (144A)	2,960,506
185,000	Calpine Corp., 5.25%, 6/1/26 (144A)	183,779
2,250,000	Clearway Energy Operating LLC, 3.75%, 2/15/31 (144A)	2,008,560
850,000	Clearway Energy Operating LLC, 3.75%, 1/15/32 (144A)	753,223
1,437,000	Leeward Renewable Energy Operations LLC, 4.25%, 7/1/29 (144A)	1,344,563



2006#1W#&amp;RISCL

1,905,000	Lightning Power LLC, 7.25%, 8/15/32 (144A)	1,981,850
1,930,000	Talen Energy Supply LLC, 8.625%, 6/1/30 (144A)	2,081,949
925,000	Vistra Operations Co. LLC, 4.375%, 5/1/29 (144A)	880,505
1,852,000	Vistra Operations Co. LLC, 5.625%, 2/15/27 (144A)	1,847,221

The accompanying notes are an integral part of these financial statements.

[Table of Contents](#)

## Schedule of Investments | 10/31/24 (Consolidated) (continued)

Principal Amount USD (\$)		Value
	<b>Electric — (continued)</b>	
656,000	Vistra Operations Co. LLC, 6.95%, 10/15/33 (144A)	\$ 715,994
2,755,000	Vistra Operations Co. LLC, 7.75%, 10/15/31 (144A)	2,910,308
	<b>Total Electric</b>	<b>\$ 19,106,600</b>
	<b>Electrical Components &amp; Equipments — 1.1%</b>	
1,572,000	Energizer Holdings, Inc., 4.75%, 6/15/28 (144A)	\$ 1,509,066
2,109,000	Energizer Holdings, Inc., 6.50%, 12/31/27 (144A)	2,133,045
2,770,000	WESCO Distribution, Inc., 6.625%, 3/15/32 (144A)	2,838,544
	<b>Total Electrical Components &amp; Equipments</b>	<b>\$ 6,480,655</b>
	<b>Entertainment — 1.2%</b>	
3,250,000	Banijay Entertainment SAS, 8.125%, 5/1/29 (144A)	\$ 3,369,858
1,265,000	Caesars Entertainment, Inc., 6.50%, 2/15/32 (144A)	1,282,855
1,576,000	Light & Wonder International, Inc., 7.25%, 11/15/29 (144A)	1,611,361
600,000	Light & Wonder International, Inc., 7.50%, 9/1/31 (144A)	619,801
	<b>Total Entertainment</b>	<b>\$ 6,883,875</b>
	<b>Environmental Control — 0.6%</b>	
4,056,000	GFL Environmental, Inc., 4.375%, 8/15/29 (144A)	\$ 3,800,567
	<b>Total Environmental Control</b>	<b>\$ 3,800,567</b>
	<b>Food — 0.7%</b>	
840,000(e)	Chobani Holdco II LLC, 8.75% (9.50% PIK or 8.75% Cash), 10/1/29 (144A)	\$ 866,583
530,000	Fiesta Purchaser, Inc., 7.875%, 3/1/31 (144A)	555,815
1,620,000	Fiesta Purchaser, Inc., 9.625%, 9/15/32 (144A)	1,693,309
935,000	US Foods, Inc., 5.75%, 4/15/33 (144A)	920,770
	<b>Total Food</b>	<b>\$ 4,036,477</b>
	<b>Forest Products &amp; Paper — 0.4%</b>	
2,772,000	Mercer International, Inc., 5.125%, 2/1/29	\$ 2,392,376
	<b>Total Forest Products &amp; Paper</b>	<b>\$ 2,392,376</b>
	<b>Healthcare-Products — 1.0%</b>	
2,330,000	Medline Borrower LP, 3.875%, 4/1/29 (144A)	\$ 2,179,646

The accompanying notes are an integral part of these financial statements.

[Table of Contents](#)

Principal Amount USD (\$)		Value
	<b>Healthcare-Products — (continued)</b>	
395,000	Medline Borrower LP/Medline Co.-Issuer, Inc., 6.25%, 4/1/29 (144A)	\$ 401,890
3,300,000	Sotera Health Holdings LLC, 7.375%, 6/1/31 (144A)	3,379,398
	<b>Total Healthcare-Products</b>	<b>\$ 5,960,934</b>
	<b>Healthcare-Services — 2.6%</b>	
3,915,000	LifePoint Health, Inc., 5.375%, 1/15/29 (144A)	\$ 3,582,214
5,350,000	Prime Healthcare Services, Inc., 9.375%, 9/1/29 (144A)	5,436,964



2006#1W#&amp;RISCL

5,802,000	US Acute Care Solutions LLC, 9.75%, 5/15/29 (144A)	5,917,902
	<b>Total Healthcare-Services</b>	<b>\$ 14,937,080</b>
	<b>Home Builders — 0.5%</b>	
155,000	Beazer Homes USA, Inc., 7.25%, 10/15/29	\$ 157,559
1,525,000	KB Home, 4.00%, 6/15/31	1,378,618
1,865,000	M/I Homes, Inc., 3.95%, 2/15/30	1,704,089
	<b>Total Home Builders</b>	<b>\$ 3,240,266</b>
	<b>Home Furnishings — 0.8%</b>	
4,814,000	Tempur Sealy International, Inc., 4.00%, 4/15/29 (144A)	\$ 4,435,761
	<b>Total Home Furnishings</b>	<b>\$ 4,435,761</b>
	<b>Household Products/Wares — 0.7%</b>	
4,767,000	Spectrum Brands, Inc., 3.875%, 3/15/31 (144A)	\$ 4,174,019
	<b>Total Household Products/Wares</b>	<b>\$ 4,174,019</b>
	<b>Internet — 1.0%</b>	
5,030,000	Acuris Finance US, Inc./Acuris Finance Sarl, 9.00%, 8/1/29 (144A)	\$ 4,930,406
855,000	ION Trading Technologies S.a.r.l., 9.50%, 5/30/29 (144A)	868,868
	<b>Total Internet</b>	<b>\$ 5,799,274</b>
	<b>Iron &amp; Steel — 1.6%</b>	
2,347,000	Cleveland-Cliffs, Inc., 7.00%, 3/15/32 (144A)	\$ 2,349,653
1,250,000	Cleveland-Cliffs, Inc., 7.375%, 5/1/33 (144A)	1,259,250
2,094,000	Commercial Metals Co., 4.375%, 3/15/32	1,926,397
4,004,000	TMS International Corp., 6.25%, 4/15/29 (144A)	3,873,791
	<b>Total Iron &amp; Steel</b>	<b>\$ 9,409,091</b>

The accompanying notes are an integral part of these financial statements.

[Table of Contents](#)

## Schedule of Investments | 10/31/24

(Consolidated) (continued)

Principal Amount USD (\$)		Value
	<b>Leisure Time — 3.0%</b>	
3,665,000	Carnival Corp., 6.00%, 5/1/29 (144A)	\$ 3,670,994
595,000	Carnival Holdings Bermuda, Ltd., 10.375%, 5/1/28 (144A)	638,740
1,600,000	Cruise Yacht Upper HoldCo, Ltd., 11.875%, 7/5/28	1,639,689
2,910,000	NCL Corp., Ltd., 5.875%, 3/15/26 (144A)	2,906,817
3,421,000	NCL Corp., Ltd., 7.75%, 2/15/29 (144A)	3,628,935
965,000	NCL Corp., Ltd., 8.125%, 1/15/29 (144A)	1,023,070
1,860,000	Royal Caribbean Cruises, Ltd., 6.00%, 2/1/33 (144A)	1,871,421
2,325,000	Viking Cruises, Ltd., 5.875%, 9/15/27 (144A)	2,309,962
	<b>Total Leisure Time</b>	<b>\$ 17,689,628</b>
	<b>Lodging — 3.4%</b>	
630,000	Choice Hotels International, Inc., 5.85%, 8/1/34	\$ 633,608
3,515,000	Genting New York LLC/GENNY Capital, Inc., 7.25%, 10/1/29 (144A)	3,567,637
1,598,981(j)	Grupo Posadas SAB de CV, 7.00%, 12/30/27 (144A)	1,453,562
2,754,000	Hilton Grand Vacations Borrower Escrow LLC/Hilton Grand Vacations Borrower Esc, 5.00%, 6/1/29 (144A)	2,577,391
1,870,000	Hilton Grand Vacations Borrower Escrow LLC/Hilton Grand Vacations Borrower Esc, 6.625%, 1/15/32 (144A)	1,870,460
4,380,000	Melco Resorts Finance, Ltd., 7.625%, 4/17/32 (144A)	4,434,260
2,510,000	MGM Resorts International, 6.50%, 4/15/32	2,510,241
2,556,000	Travel + Leisure Co., 6.625%, 7/31/26 (144A)	2,577,598
	<b>Total Lodging</b>	<b>\$ 19,624,757</b>
	<b>Media — 5.1%</b>	
3,103,000	CCO Holdings LLC/CCO Holdings Capital Corp., 4.50%, 6/1/33 (144A)	\$ 2,580,436
7,209,000	CCO Holdings LLC/CCO Holdings Capital Corp., 4.75%, 2/1/32 (144A)	6,232,547
2,290,000	CCO Holdings LLC/CCO Holdings Capital Corp., 5.00%, 2/1/28 (144A)	2,216,397
2,869,000	CCO Holdings LLC/CCO Holdings Capital Corp., 5.125%, 5/1/27 (144A)	2,809,217
810,000	CCO Holdings LLC/CCO Holdings Capital Corp., 7.375%, 3/1/31 (144A)	823,731
4,729,000	CSC Holdings LLC, 4.50%, 11/15/31 (144A)	3,466,641
2,000,000	CSC Holdings LLC, 5.375%, 2/1/28 (144A)	1,711,701





2006#1W#&amp;RISCL

The accompanying notes are an integral part of these financial statements.

12 Pioneer High Yield Fund | Annual Report | 10/31/24

[Table of Contents](#)

Principal Amount USD (\$)		Value
	<b>Media — (continued)</b>	
385,000	CSC Holdings LLC, 11.75%, 1/31/29 (144A)	\$ 375,583
2,605,000	Gray Television, Inc., 10.50%, 7/15/29 (144A)	2,705,892
4,506,000	McGraw-Hill Education, Inc., 8.00%, 8/1/29 (144A)	4,535,640
85,000	Univision Communications, Inc., 7.375%, 6/30/30 (144A)	81,604
1,695,000	VZ Secured Financing BV, 5.00%, 1/15/32 (144A)	1,521,596
EUR 855,000	Ziggo Bond Co. BV, 3.375%, 2/28/30 (144A)	832,336
	<b>Total Media</b>	<b>\$ 29,893,321</b>
	<b>Mining — 3.2%</b>	
3,886,000	Coeur Mining, Inc., 5.125%, 2/15/29 (144A)	\$ 3,705,272
2,631,000	Constellium SE, 3.75%, 4/15/29 (144A)	2,380,780
5,151,000	First Quantum Minerals, Ltd., 8.625%, 6/1/31 (144A)	5,210,927
760,000	First Quantum Minerals, Ltd., 9.375%, 3/1/29 (144A)	807,996
3,507,000	IAMGOLD Corp., 5.75%, 10/15/28 (144A)	3,419,195
3,380,000	Taseko Mines, Ltd., 8.25%, 5/1/30 (144A)	3,492,696
	<b>Total Mining</b>	<b>\$ 19,016,866</b>
	<b>Miscellaneous Manufacturing — 1.0%</b>	
5,645,000	Trinity Industries, Inc., 7.75%, 7/15/28 (144A)	\$ 5,836,481
	<b>Total Miscellaneous Manufacturing</b>	<b>\$ 5,836,481</b>
	<b>Oil &amp; Gas — 6.8%</b>	
5,690,000	Baytex Energy Corp., 7.375%, 3/15/32 (144A)	\$ 5,523,981
920,000	Baytex Energy Corp., 8.50%, 4/30/30 (144A)	936,119
1,199,451	Borr IHC, Ltd./Borr Finance LLC, 10.00%, 11/15/28 (144A)	1,226,577
902,549	Borr IHC, Ltd./Borr Finance LLC, 10.375%, 11/15/30 (144A)	931,430
1,340,000	Civitas Resources, Inc., 8.625%, 11/1/30 (144A)	1,407,760
1,155,000	Hilcorp Energy I LP/Hilcorp Finance Co., 6.00%, 4/15/30 (144A)	1,101,646
3,587,000	Hilcorp Energy I LP/Hilcorp Finance Co., 6.25%, 4/15/32 (144A)	3,365,822
745,000	Hilcorp Energy I LP/Hilcorp Finance Co., 7.25%, 2/15/35 (144A)	730,812
3,557,000	Kosmos Energy, Ltd., 7.75%, 5/1/27 (144A)	3,483,959
1,750,000	Kraken Oil & Gas Partners LLC, 7.625%, 8/15/29 (144A)	1,728,958

The accompanying notes are an integral part of these financial statements.

Pioneer High Yield Fund | Annual Report | 10/31/24

13

[Table of Contents](#)

## Schedule of Investments | 10/31/24

(Consolidated) (continued)

Principal Amount USD (\$)		Value
	<b>Oil &amp; Gas — (continued)</b>	
1,890,000	Noble Finance II LLC, 8.00%, 4/15/30 (144A)	\$ 1,915,783
2,347,000	Precision Drilling Corp., 6.875%, 1/15/29 (144A)	2,335,115
3,895,000	Shelf Drilling Holdings, Ltd., 9.625%, 4/15/29 (144A)	3,524,720
1,453,500	Transocean, Inc., 8.75%, 2/15/30 (144A)	1,506,057
560,000	Transocean Titan Financing, Ltd., 8.375%, 2/1/28 (144A)	576,183
1,735,000	Transocean, Inc., 6.80%, 3/15/38	1,439,496
1,110,000	Transocean, Inc., 8.25%, 5/15/29 (144A)	1,115,115
1,110,000	Transocean, Inc., 8.50%, 5/15/31 (144A)	1,118,521
3,264,000	Tullow Oil Plc, 10.25%, 5/15/26 (144A)	2,985,400
3,034,000	Wildfire Intermediate Holdings LLC, 7.50%, 10/15/29 (144A)	2,942,566
	<b>Total Oil &amp; Gas</b>	<b>\$ 39,896,020</b>
	<b>Oil &amp; Gas Services — 1.1%</b>	
1,485,000	Archrock Partners LP/Archrock Partners Finance Corp., 6.625%, 9/1/32 (144A)	\$ 1,491,713
2,515,000	Enerflex, Ltd., 9.00%, 10/15/27 (144A)	2,610,701
2,180,000	USA Compression Partners LP/USA Compression Finance Corp., 7.125%, 3/15/29 (144A)	2,220,315
	<b>Total Oil &amp; Gas Services</b>	<b>\$ 6,322,729</b>
	<b>Packaging &amp; Containers — 2.0%</b>	



2006#1W#&amp;RISCL

2,619,000	Clearwater Paper Corp., 4.75%, 8/15/28 (144A)	\$ 2,432,609
3,835,000	OI European Group BV, 4.75%, 2/15/30 (144A)	3,474,323
1,460,000	Owens-Brockway Glass Container, Inc., 7.25%, 5/15/31 (144A)	1,435,947
1,810,000	Sealed Air Corp., 5.00%, 4/15/29 (144A)	1,748,405
945,000	Sealed Air Corp., 6.50%, 7/15/32 (144A)	959,187
1,430,000	Sealed Air Corp./Sealed Air Corp. US, 7.25%, 2/15/31 (144A)	1,484,667
<b>Total Packaging &amp; Containers</b>		<b>\$ 11,535,138</b>

**Pharmaceuticals — 3.5%**

5,570,000	AdaptHealth LLC, 5.125%, 3/1/30 (144A)	\$ 5,102,714
445,000	Endo Finance Holdings, Inc., 8.50%, 4/15/31 (144A)	475,804
3,726,000	Organon & Co./Organon Foreign Debt Co.-Issuer BV, 5.125%, 4/30/31 (144A)	3,398,138
5,897,000	Owens & Minor, Inc., 6.625%, 4/1/30 (144A)	5,628,465

The accompanying notes are an integral part of these financial statements.

14 [Pioneer High Yield Fund | Annual Report | 10/31/24](#)

[Table of Contents](#)

Principal Amount USD (\$)		Value
<b>Pharmaceuticals — (continued)</b>		
2,554,000+	Par Pharmaceutical, Inc., 7.50%, 4/1/27 (144A)	\$ —
EUR 2,815,000	Teva Pharmaceutical Finance Netherlands II BV, 4.375%, 5/9/30	3,050,289
778,000	Teva Pharmaceutical Finance Netherlands III BV, 4.75%, 5/9/27	755,846
778,000	Teva Pharmaceutical Finance Netherlands III BV, 5.125%, 5/9/29	755,436
1,025,000	Teva Pharmaceutical Finance Netherlands III BV, 7.875%, 9/15/29	1,105,860
2,645,000+	Tricida, Inc., 5/15/27	—
<b>Total Pharmaceuticals</b>		<b>\$ 20,272,552</b>
<b>Pipelines — 4.1%</b>		
2,885,000	CQP Holdco LP/BIP-V Chinook Holdco LLC, 7.50%, 12/15/33 (144A)	\$ 3,052,385
1,215,000	Delek Logistics Partners LP/Delek Logistics Finance Corp., 7.125%, 6/1/28 (144A)	1,203,633
1,840,000	Delek Logistics Partners LP/Delek Logistics Finance Corp., 8.625%, 3/15/29 (144A)	1,887,915
2,927,000(g)(h)	Energy Transfer LP, 7.125% (5 Year CMT Index + 531 bps)	2,975,325
3,115,000	Genesis Energy LP/Genesis Energy Finance Corp., 7.875%, 5/15/32	3,112,834
1,295,000	Genesis Energy LP/Genesis Energy Finance Corp., 8.00%, 1/15/27	1,318,003
4,916,000	Harvest Midstream I LP, 7.50%, 9/1/28 (144A)	4,973,003
905,000(h)	South Bow Canadian Infrastructure Holdings, Ltd., 7.50% (5 Year CMT Index + 367 bps), 3/1/55 (144A)	939,877
2,120,000	Summit Midstream Holdings LLC, 8.625%, 10/31/29 (144A)	2,190,308
1,095,000	Venture Global LNG, Inc., 8.375%, 6/1/31 (144A)	1,137,360
920,000	Venture Global LNG, Inc., 9.50%, 2/1/29 (144A)	1,016,881
<b>Total Pipelines</b>		<b>\$ 23,807,524</b>
<b>Private Equity — 0.7%</b>		
4,478,000	HAT Holdings I LLC/HAT Holdings II LLC, 3.375%, 6/15/26 (144A)	\$ 4,323,529
<b>Total Private Equity</b>		<b>\$ 4,323,529</b>

The accompanying notes are an integral part of these financial statements.

[Pioneer High Yield Fund | Annual Report | 10/31/24](#)

15

[Table of Contents](#)

## Schedule of Investments | 10/31/24

(Consolidated) (continued)

Principal Amount USD (\$)		Value
<b>Real Estate — 0.4%</b>		
2,470,000	Kennedy-Wilson, Inc., 4.75%, 2/1/30	\$ 2,209,372
<b>Total Real Estate</b>		<b>\$ 2,209,372</b>
<b>REITs — 1.7%</b>		
115,000	GLP Capital LP/GLP Financing II, Inc., 6.75%, 12/1/33	\$ 122,856
4,525,000	MPT Operating Partnership LP/MPT Finance Corp., 3.50%, 3/15/31	3,204,375
620,000	Starwood Property Trust, Inc., 7.25%, 4/1/29 (144A)	634,441



2006#1W#&amp;RISCL

3,061,000	Uniti Group LP/Uniti Fiber Holdings, Inc./CSL Capital LLC, 6.00%, 1/15/30 (144A)	2,564,394
2,870,000	Uniti Group LP/Uniti Group Finance 2019, Inc./CSL Capital LLC, 6.50%, 2/15/29 (144A)	2,470,811
900,000	Uniti Group LP/Uniti Group Finance 2019, Inc./CSL Capital LLC, 10.50%, 2/15/28 (144A)	958,653
55,000	Uniti Group LP/Uniti Group Finance 2019, Inc./CSL Capital LLC, 10.50%, 2/15/28 (144A)	58,584

**Total REITs** **\$ 10,014,114**

**Retail — 4.2%**

3,460,000	Beacon Roofing Supply, Inc., 4.125%, 5/15/29 (144A)	\$ 3,216,956
2,645,000	Brinker International, Inc., 8.25%, 7/15/30 (144A)	2,815,568
2,035,000	Cougar JV Subsidiary LLC, 8.00%, 5/15/32 (144A)	2,127,414
2,735,000	Gap, Inc., 3.625%, 10/1/29 (144A)	2,454,494
1,375,000	Gap, Inc., 3.875%, 10/1/31 (144A)	1,181,576
3,044,000	Ken Garff Automotive LLC, 4.875%, 9/15/28 (144A)	2,951,661
3,775,000	LCM Investments Holdings II LLC, 4.875%, 5/1/29 (144A)	3,567,126
1,680,000	LCM Investments Holdings II LLC, 8.25%, 8/1/31 (144A)	1,754,580
2,951,000	Macy's Retail Holdings LLC, 5.875%, 4/1/29 (144A)	2,883,497
1,836,000	Macy's Retail Holdings LLC, 6.125%, 3/15/32 (144A)	1,754,218

**Total Retail** **\$ 24,707,090**

**Telecommunications — 3.2%**

5,572,000	Altice France Holding S.A., 6.00%, 2/15/28 (144A)	\$ 1,510,166
-----------	---	--------------

The accompanying notes are an integral part of these financial statements.

16 Pioneer High Yield Fund | Annual Report | 10/31/24

[Table of Contents](#)

Principal Amount USD (\$)		Value
	<b>Telecommunications — (continued)</b>	
745,000	Altice France S.A., 5.125%, 1/15/29 (144A)	\$ 557,964
3,345,000	Altice France S.A., 5.125%, 7/15/29 (144A)	2,501,904
3,630,000	Connect Finco SARL/Connect US Finco LLC, 9.00%, 9/15/29 (144A)	3,447,949
3,374,000	Level 3 Financing, Inc., 10.50%, 5/15/30 (144A)	3,690,313
3,655,000	Windstream Services LLC/Windstream Escrow Finance Corp., 7.75%, 8/15/28 (144A)	3,675,227
2,945,000	Zegona Finance Plc, 8.625%, 7/15/29 (144A)	3,110,656
	<b>Total Telecommunications</b>	<b>\$ 18,494,179</b>
	<b>Transportation — 1.5%</b>	
4,376,000	Carriage Purchaser, Inc., 7.875%, 10/15/29 (144A)	\$ 4,107,700
2,009,000	Danaos Corp., 8.50%, 3/1/28 (144A)	2,065,200
2,743,000	Seaspan Corp., 5.50%, 8/1/29 (144A)	2,608,988
	<b>Total Transportation</b>	<b>\$ 8,781,888</b>
	<b>TOTAL CORPORATE BONDS</b> (Cost \$531,604,598)	<b>\$524,025,790</b>
	<b>Shares</b>	
	<b>PREFERRED STOCK — 0.3% of Net Assets</b>	
	<b>Capital Markets — 0.3%</b>	
1,617,862	Atento preferred	\$ 1,617,862
	<b>Total Capital Markets</b>	<b>\$ 1,617,862</b>
	<b>TOTAL PREFERRED STOCK</b> (Cost \$1,617,862)	<b>\$ 1,617,862</b>
	<b>RIGHTS/WARRANTS — 0.0%† of Net Assets</b>	
	<b>Health Care Providers &amp; Services — 0.0%†</b>	
2,136(c)	Option Care Health, Inc., 7/27/25	\$ 8,040
2,136(c)	Option Care Health, Inc., 12/31/25	2,787
	<b>Total Health Care Providers &amp; Services</b>	<b>\$ 10,827</b>
	<b>Trading Companies &amp; Distributors — 0.0%†</b>	
63,875(c)	Avation Plc, 1/1/59	\$ 45,300
	<b>Total Trading Companies &amp; Distributors</b>	<b>\$ 45,300</b>
	<b>TOTAL RIGHTS/WARRANTS</b> (Cost \$—)	<b>\$ 56,127</b>



2006#1W#&amp;RISCL

The accompanying notes are an integral part of these financial statements.

[Table of Contents](#)**Schedule of Investments | 10/31/24**  
(Consolidated) (continued)

Face Amount USD (\$)		Value
	<b>INSURANCE-LINKED SECURITIES — 0.0%† of Net Assets#</b>	
	<b>Reinsurance Sidecars — 0.0%†</b>	
	<b>Multiperil – U.S. — 0.0%†</b>	
2,400,000(c)(k)+	Harambee Re 2018, 12/31/24	\$ 1,200
1,668,837(k)+	Harambee Re 2019, 12/31/24	—
		\$ 1,200
	<b>Multiperil – Worldwide — 0.0%†</b>	
643,077(c)(k)+	Lorenz Re 2019, 6/30/25	\$ 5,273
550,000(c)(k)+	Viribus Re 2018, 12/31/24	—
233,537(c)(k)+	Viribus Re 2019, 12/31/24	—
		\$ 5,273
	<b>Total Reinsurance Sidecars</b>	<b>\$ 6,473</b>
	<b>TOTAL INSURANCE-LINKED SECURITIES</b> (Cost \$148,613)	<b>\$ 6,473</b>
<b>Principal Amount USD (\$)</b>		
	<b>U.S. GOVERNMENT AND AGENCY OBLIGATIONS — 3.1% of Net Assets</b>	
18,000,000(d)	U.S. Treasury Bills, 11/19/24	\$ 17,958,396
	<b>TOTAL U.S. GOVERNMENT AND AGENCY OBLIGATIONS</b> (Cost \$17,957,826)	<b>\$ 17,958,396</b>

The accompanying notes are an integral part of these financial statements.

[Table of Contents](#)

Shares		Value
	<b>SHORT TERM INVESTMENTS — 2.5% of Net Assets</b>	
	<b>Open-End Fund — 2.5%</b>	
14,870,268(l)	Dreyfus Government Cash Management, Institutional Shares, 4.76%	\$ 14,870,268
		\$ 14,870,268
	<b>TOTAL SHORT TERM INVESTMENTS</b> (Cost \$14,870,268)	<b>\$ 14,870,268</b>
	<b>TOTAL INVESTMENTS IN UNAFFILIATED ISSUERS — 99.4%</b> (Cost \$587,661,876)	<b>\$580,555,005</b>
	<b>OTHER ASSETS AND LIABILITIES — 0.6%</b>	<b>\$ 3,542,073</b>
	<b>NET ASSETS — 100.0%</b>	<b>\$584,097,078</b>



2006#1W#&amp;RISCL

- bps Basis Points.
- CMT Constant Maturity Treasury Index.
- REIT Real Estate Investment Trust.
- SOFR Secured Overnight Financing Rate.
- (144A) The resale of such security is exempt from registration under Rule 144A of the Securities Act of 1933. Such securities may be resold normally to qualified institutional buyers. At October 31, 2024, the value of these securities amounted to \$474,633,638, or 81.3% of net assets.
- (a) Floating rate note. Coupon rate, reference index and spread shown at October 31, 2024.
- (b) All or a portion of this senior loan position has not settled. Rates do not take effect until settlement date. Rates shown, if any, are for the settled portion.
- (c) Non-income producing security.
- (d) Security issued with a zero coupon. Income is recognized through accretion of discount.
- (e) Payment-in-kind (PIK) security which may pay interest in the form of additional principal amount.
- (f) Securities purchased on a when-issued basis. Rates do not take effect until settlement date.
- (g) Security is perpetual in nature and has no stated maturity date.
- (h) The interest rate is subject to change periodically. The interest rate and/or reference index and spread shown at October 31, 2024.
- (i) Security is in default.
- (j) Debt obligation initially issued at one coupon which converts to a higher coupon at a specific date. The rate shown is the rate at October 31, 2024.
- (k) Issued as preference shares.
- (l) Rate periodically changes. Rate disclosed is the 7-day yield at October 31, 2024.

The accompanying notes are an integral part of these financial statements.

[Table of Contents](#)

## Schedule of Investments | 10/31/24 (Consolidated) (continued)

- \* Senior secured floating rate loan interests in which the Fund invests generally pay interest at rates that are periodically re-determined by reference to a base lending rate plus a premium. These base lending rates are generally (i) the lending rate offered by one or more major European banks, such as SOFR, (ii) the prime rate offered by one or more major United States banks, (iii) the rate of a certificate of deposit or (iv) other base lending rates used by commercial lenders. The interest rate shown is the rate accruing at October 31, 2024.
- + Security is valued using significant unobservable inputs (Level 3).
- † Amount rounds to less than 0.1%.
- # Securities are restricted as to resale.

Restricted Securities	Acquisition date	Cost	Value
Harambee Re 2018	12/19/2017	\$41,697	\$1,200
Harambee Re 2019	4/24/2019	—	—
Lorenz Re 2019	7/10/2019	97,793	5,273
Viribus Re 2018	12/22/2017	9,123	—
Viribus Re 2019	3/25/2019	—	—
<b>Total Restricted Securities</b>			\$6,473
<b>% of Net assets</b>			0.0%†

† Amount rounds to less than 0.1%.

### FORWARD FOREIGN CURRENCY EXCHANGE CONTRACTS

Currency Purchased	In Exchange for	Currency Sold	Deliver	Counterparty	Settlement Date	Unrealized Appreciation
USD	10,014,639	EUR	8,950,000	Citibank NA	12/20/24	\$257,788
EUR	1,875,000	USD	2,030,108	State Street Bank & Trust Co.	1/23/25	16,936
USD	1,137,888	GBP	850,000	State Street Bank & Trust Co.	12/20/24	41,970
<b>TOTAL FORWARD FOREIGN CURRENCY EXCHANGE CONTRACTS</b>						<b>\$316,694</b>

The accompanying notes are an integral part of these financial statements.



2006#1W#&amp;RiScnL

[Table of Contents](#)**SWAP CONTRACTS****CENTRALLY CLEARED CREDIT DEFAULT SWAP CONTRACTS – BUY PROTECTION**

Notional Amount (\$) <sup>(1)</sup>	Reference Obligation/Index	Pay/Receive <sup>(2)</sup>	Annual Fixed Rate	Expiration Date	Premiums (Received)	Unrealized Appreciation (Depreciation)	Market Value
17,300,000	Markit CDX North America High Yield Index Series 43	Pay	5.00%	12/20/29	\$(1,235,231)	\$(54,144)	\$(1,289,375)
<b>TOTAL CENTRALLY CLEARED CREDIT DEFAULT SWAP CONTRACTS – BUY PROTECTION</b>					<b>\$(1,235,231)</b>	<b>\$(54,144)</b>	<b>\$(1,289,375)</b>

**CENTRALLY CLEARED CREDIT DEFAULT SWAP CONTRACTS – SELL PROTECTION**

Notional Amount (\$) <sup>(1)</sup>	Reference Obligation/Index	Pay/Receive <sup>(3)</sup>	Annual Fixed Rate	Expiration Date	Premiums (Received)	Unrealized Appreciation (Depreciation)	Market Value
1,565,200	Markit CDX North America High Yield Series 33	Receive	5.00%	12/20/24	\$ (160)	\$ 19,388	\$ 19,228
<b>TOTAL CENTRALLY CLEARED CREDIT DEFAULT SWAP CONTRACTS – SELL PROTECTION</b>					<b>\$ (160)</b>	<b>\$ 19,388</b>	<b>\$ 19,228</b>
<b>TOTAL SWAP CONTRACTS</b>					<b>\$(1,235,391)</b>	<b>\$(34,756)</b>	<b>\$(1,270,147)</b>

- (1) The notional amount is the maximum amount that a seller of credit protection would be obligated to pay upon occurrence of a credit event.  
(2) Pays quarterly.  
(3) Receives quarterly.

Principal amounts are denominated in U.S. dollars ("USD") unless otherwise noted.

EUR — Euro  
GBP — Great British Pound  
IDR — Indonesian Rupiah  
USD — United States Dollar

Purchases and sales of securities (excluding short-term investments and all derivative contracts except for options purchased) for the year ended October 31, 2024, aggregated \$313,013,414 and \$343,172,766, respectively.

The accompanying notes are an integral part of these financial statements.

[Table of Contents](#)**Schedule of Investments | 10/31/24  
(Consolidated) (continued)**

At October 31, 2024, the net unrealized depreciation on investments based on cost for federal tax purposes of \$587,817,660 was as follows:

Aggregate gross unrealized appreciation for all investments in which there is an excess of value over tax cost	\$ 12,653,885
Aggregate gross unrealized depreciation for all investments in which there is an excess of tax cost over value	(19,950,833)
Net unrealized depreciation	<u>\$ (7,296,948)</u>

Various inputs are used in determining the value of the Fund's investments. These inputs are summarized in the three broad levels below.

- Level 1 – unadjusted quoted prices in active markets for identical securities.  
Level 2 – other significant observable inputs (including quoted prices for similar securities, interest rates, prepayment speeds, credit risks, etc.). See Notes to Financial Statements — Note 1A.  
Level 3 – significant unobservable inputs (including the Adviser's own assumptions in determining fair value of investments). See Notes to Financial Statements — Note 1A.

The following is a summary of the inputs used as of October 31, 2024 in valuing the Fund's investments:

	Level 1	Level 2	Level 3	Total
Senior Secured Floating Rate Loan Interests	\$ —	\$ 8,052,920	\$ —	\$ 8,052,920
Common Stocks				
Automobile Components	—	1,270,210	—	1,270,210
Financial Services	—	—	8,315	8,315



2006#1W#&amp;RISCL

Paper & Forest Products	—	—	—*	—*
Passenger Airlines	—	2,768,957	—	2,768,957
Professional Services	—	—	5,807	5,807
All Other Common Stocks	348,012	—	—	348,012
Collateralized Mortgage Obligations	—	212,242	—	212,242
Convertible Corporate Bonds	—	9,353,626	—	9,353,626
Corporate Bonds				
Banks	—	9,889,599	—*	9,889,599
Commercial Services	—	40,214,470	515,965	40,730,435
Diversified Financial Services	—	38,142,644	—*	38,142,644
Pharmaceuticals	—	20,272,552	—*	20,272,552
All Other Corporate Bonds	—	414,990,560	—	414,990,560
Preferred Stock	—	1,617,862	—	1,617,862
Rights/Warrants				
Health Care Providers & Services	—	10,827	—	10,827
Trading Companies & Distributors	45,300	—	—	45,300

The accompanying notes are an integral part of these financial statements.

## 22 Pioneer High Yield Fund | Annual Report | 10/31/24

[Table of Contents](#)

	Level 1	Level 2	Level 3	Total
Insurance-Linked Securities				
Reinsurance Sidecars				
Multiperil – U.S.	\$ —	\$ —	\$ 1,200	\$ 1,200
Multiperil – Worldwide	—	—	5,273	5,273
U.S. Government and Agency Obligations	—	17,958,396	—	17,958,396
Open-End Fund	14,870,268	—	—	14,870,268
<b>Total Investments in Securities</b>	<b>\$15,263,580</b>	<b>\$564,754,865</b>	<b>\$536,560</b>	<b>\$580,555,005</b>
<b>Other Financial Instruments</b>				
Net unrealized appreciation on forward foreign currency exchange contracts	\$ —	\$ 316,694	\$ —	\$ 316,694
Centrally cleared swap contracts <sup>^</sup>	—	(34,756)	—	(34,756)
<b>Total Other Financial Instruments</b>	<b>\$ —</b>	<b>\$ 281,938</b>	<b>\$ —</b>	<b>\$ 281,938</b>

\* Securities valued at \$0.

<sup>^</sup> Reflects the unrealized appreciation (depreciation) of the instruments.

Transfers are calculated on the beginning of period values. During the year ended October 31, 2024, three securities valued at \$1,138,194 were transferred from Level 3 to Level 2, due to valuing the securities using significant observable inputs. There were no other transfers in or out of Level 3 during the period.

The accompanying notes are an integral part of these financial statements.

[Table of Contents](#)



2006#1W#&amp;RiSCnL

**ASSETS:**

Investments in unaffiliated issuers, at value (cost \$587,661,876)	\$ 580,555,005
Foreign currencies, at value (cost \$182,339)	117,413
Swaps collateral	2,160,149
Variation margin for centrally cleared swap contracts	43,037
Unrealized appreciation on forward foreign currency exchange contracts	316,694
Receivables —	
Fund shares sold	598,746
Dividends	80,363
Interest	8,996,530
Due from the Adviser	10,325
Other assets	24,138
<b>Total assets</b>	<b>\$ 592,902,400</b>

**LIABILITIES:**

Overdraft due to custodian	\$ 43,034
Payables —	
Investment securities purchased	5,179,903
Fund shares repurchased	1,312,877
Distributions	260,615
Trustees' fees	3,095
Collateral due to broker for forward foreign currency exchange contracts	300,000
Swap contracts, at value (net premiums received \$1,235,391)	1,270,147
Management fees	33,138
Administrative expenses	17,372
Distribution fees	8,618
Accrued expenses	376,523
<b>Total liabilities</b>	<b>\$ 8,805,322</b>

**NET ASSETS:**

Paid-in capital	\$ 992,865,324
Distributable earnings (loss)	(408,768,246)
<b>Net assets</b>	<b>\$ 584,097,078</b>

**NET ASSET VALUE PER SHARE:**

No par value (unlimited number of shares authorized)	
Class A (based on \$377,687,940/42,950,070 shares)	\$ 8.79
Class C (based on \$6,874,238/763,533 shares)	\$ 9.00
Class R (based on \$7,916,092/794,515 shares)	\$ 9.96
Class Y (based on \$191,618,808/21,758,385 shares)	\$ 8.81

**MAXIMUM OFFERING PRICE PER SHARE:**

Class A (based on \$8.79 net asset value per share/100%-4.50% maximum sales charge)	\$ 9.20
---	---------

The accompanying notes are an integral part of these financial statements.

## Statement of Operations (Consolidated)

FOR THE YEAR ENDED 10/31/24

**INVESTMENT INCOME:**

Interest from unaffiliated issuers	\$ 39,592,274
Dividends from unaffiliated issuers	967,878
<b>Total Investment Income</b>	<b>\$ 40,560,152</b>





2006#1W#&amp;RISCL

**EXPENSES:**

Management fees	\$ 3,952,087	
Administrative expenses	197,092	
Transfer agent fees		
Class A	390,839	
Class C	5,282	
Class R	17,862	
Class Y	153,047	
Distribution fees		
Class A	935,888	
Class C	72,285	
Class R	38,266	
Shareholder communications expense	98,143	
Custodian fees	5,782	
Registration fees	152,687	
Professional fees	153,071	
Printing expense	48,052	
Officers' and Trustees' fees	30,864	
Insurance expense	10,234	
Miscellaneous	61,559	
Total expenses		\$ 6,323,040
Less fees waived and expenses reimbursed by the Adviser		(409,825)
Net expenses		\$ 5,913,215
Net investment income		\$ 34,646,937

**REALIZED AND UNREALIZED GAIN (LOSS) ON INVESTMENTS:**

Net realized gain (loss) on:		
Investments in unaffiliated issuers	\$(19,448,363)	
Forward foreign currency exchange contracts	(69,369)	
Swap contracts	(2,794,863)	
Other assets and liabilities denominated in foreign currencies	153,451	\$(22,159,144)
Change in net unrealized appreciation (depreciation) on:		
Investments in unaffiliated issuers	\$68,724,712†	
Forward foreign currency exchange contracts	316,694	
Swap contracts	(234,571)	
Other assets and liabilities denominated in foreign currencies	(64,958)	\$ 68,741,877
Net realized and unrealized gain (loss) on investments		\$ 46,582,733
Net increase in net assets resulting from operations		\$ 81,229,670

† Net change in unrealized depreciation does not include net unrealized depreciation of \$20,523,483 in connection with the reorganization with Pioneer Global High Yield Fund. See Note 9 in the Notes to Financial Statements.

The accompanying notes are an integral part of these financial statements.

[Table of Contents](#)

**Statements of Changes in Net Assets (Consolidated)**

	Year Ended 10/31/24	Year Ended 10/31/23
<b>FROM OPERATIONS:</b>		
Net investment income (loss)	\$ 34,646,937	\$ 28,910,869
Net realized gain (loss) on investments	(22,159,144)	(28,715,839)
Change in net unrealized appreciation (depreciation) on investments	68,741,877	16,807,745
Net increase in net assets resulting from operations	\$ 81,229,670	\$ 17,002,775
<b>DISTRIBUTIONS TO SHAREHOLDERS:</b>		
Class A (\$0.48 and \$0.48 per share, respectively)	\$ (21,010,549)	\$ (17,505,509)
Class C (\$0.41 and \$0.41 per share, respectively)	(340,572)	(361,007)
Class R (\$0.50 and \$0.48 per share, respectively)	(392,022)	(399,128)
Class Y (\$0.50 and \$0.50 per share, respectively)	(10,589,239)	(8,963,249)
<b>TAX RETURN OF CAPITAL:</b>		
Class A (\$— and \$0.03 per share, respectively)	\$ —	\$ (1,257,816)
Class C (\$— and \$0.03 per share, respectively)	—	(25,939)
Class R (\$— and \$0.03 per share, respectively)	—	(28,678)
Class Y (\$— and \$0.03 per share, respectively)	—	(644,032)
Total distributions to shareholders	\$ (32,332,382)	\$ (29,185,358)



**FROM FUND SHARE TRANSACTIONS:**

Net proceeds from sales of shares	\$ 139,278,140	\$ 149,578,990
Shares issued in Reorganization	126,936,604	—
Reinvestment of distributions	29,393,069	26,429,835
Cost of shares repurchased	(194,025,572)	(214,831,775)
Net increase (decrease) in net assets resulting from Fund share transactions	\$ 101,582,241	\$ (38,822,950)
<b>Net increase (decrease) in net assets</b>	<b>\$ 150,479,529</b>	<b>\$ (51,005,533)</b>

**NET ASSETS:**

Beginning of year	\$ 433,617,549	\$ 484,623,082
End of year	<b>\$ 584,097,078</b>	<b>\$ 433,617,549</b>

The accompanying notes are an integral part of these financial statements.

[Table of Contents](#)

	Year Ended 10/31/24 Shares	Year Ended 10/31/24 Amount	Year Ended 10/31/23 Shares	Year Ended 10/31/23 Amount
<b>Class A</b>				
Shares sold	11,920,866	\$ 100,905,128	13,140,112	\$ 108,765,507
Shares issued in Reorganization	11,031,220	91,889,483	—	—
Reinvestment of distributions	2,218,715	19,121,629	2,058,510	16,962,303
Less shares repurchased	(17,744,647)	(151,071,760)	(18,238,239)	(151,098,863)
Net increase (decrease)	7,426,154	\$ 60,844,480	(3,039,617)	\$ (25,371,053)
<b>Class C</b>				
Shares sold	55,586	\$ 487,173	44,516	\$ 376,471
Shares issued in Reorganization	244,019	2,079,049	—	—
Reinvestment of distributions	37,709	332,290	44,820	377,760
Less shares repurchased	(287,039)	(2,512,872)	(380,282)	(3,207,610)
Net increase (decrease)	50,275	\$ 385,640	(290,946)	\$ (2,453,379)
<b>Class R</b>				
Shares sold	293,012	\$ 2,840,931	257,610	\$ 2,422,706
Reinvestment of distributions	39,827	388,505	45,392	424,090
Less shares repurchased	(332,275)	(3,220,619)	(390,445)	(3,661,843)
Net increase (decrease)	564	\$ 8,817	(87,443)	\$ (815,047)
<b>Class Y</b>				
Shares sold	4,077,380	\$ 35,044,908	4,587,194	\$ 38,014,306
Shares issued in Reorganization	3,953,027	32,968,072	—	—
Reinvestment of distributions	1,106,231	9,550,645	1,050,540	8,665,682
Less shares repurchased	(4,322,997)	(37,220,321)	(6,906,726)	(56,863,459)
Net increase (decrease)	4,813,641	\$ 40,343,304	(1,268,992)	\$ (10,183,471)

The accompanying notes are an integral part of these financial statements.



2006#1W#&amp;RISCL

[Table of Contents](#)

## Financial Highlights (Consolidated)

	Year Ended 10/31/24	Year Ended 10/31/23	Year Ended 10/31/22	Year Ended 10/31/21	Year Ended 10/31/20
<b>Class A</b>					
Net asset value, beginning of period	\$ 8.01	\$ 8.24	\$ 9.64	\$ 8.99	\$ 9.58
Increase (decrease) from investment operations:					
Net investment income (loss) (a)	\$ 0.52	\$ 0.50	\$ 0.45	\$ 0.45	\$ 0.48
Net realized and unrealized gain (loss) on investments	0.74	(0.22)	(1.47)	0.63	(0.58)
<b>Net increase (decrease) from investment operations</b>	<b>\$ 1.26</b>	<b>\$ 0.28</b>	<b>\$ (1.02)</b>	<b>\$ 1.08</b>	<b>\$ (0.10)</b>
Distributions to shareholders:					
Net investment income	\$ (0.48)	\$ (0.48)	\$ (0.37)	\$ (0.36)	\$ (0.49)
Tax return of capital	—	(0.03)	(0.01)	(0.07)	—
<b>Total distributions</b>	<b>\$ (0.48)</b>	<b>\$ (0.51)</b>	<b>\$ (0.38)</b>	<b>\$ (0.43)</b>	<b>\$ (0.49)</b>
<b>Net increase (decrease) in net asset value</b>	<b>\$ 0.78</b>	<b>\$ (0.23)</b>	<b>\$ (1.40)</b>	<b>\$ 0.65</b>	<b>\$ (0.59)</b>
Net asset value, end of period	\$ 8.79	\$ 8.01	\$ 8.24	\$ 9.64	\$ 8.99
<b>Total return (b)</b>	<b>16.04%</b>	<b>3.35%</b>	<b>(10.75)%</b>	<b>12.13%</b>	<b>(0.89)%</b>
Ratio of net expenses to average net assets	1.10%	1.10%	1.10%	1.10%	1.10%
Ratio of net investment income (loss) to average net assets	6.01%	6.09%	4.99%	4.66%	5.24%
Portfolio turnover rate	60%	37%	32%	80%	85%
Net assets, end of period (in thousands)	\$377,688	\$284,610	\$317,697	\$425,933	\$417,137
Ratios with no waiver of fees and assumption of expenses by the Adviser and no reduction for fees paid indirectly:					
Total expenses to average net assets	1.18%	1.21%	1.19%	1.20%	1.17%
Net investment income (loss) to average net assets	5.93%	5.98%	4.90%	4.56%	5.17%

(a) The per-share data presented above is based on the average shares outstanding for the period presented.

(b) Assumes initial investment at net asset value at the beginning of each period, reinvestment of all distributions, the complete redemption of the investment at net asset value at the end of each period and no sales charges. Total return would be reduced if sales charges were taken into account.

The accompanying notes are an integral part of these financial statements.

[Table of Contents](#)

	Year Ended 10/31/24	Year Ended 10/31/23	Year Ended 10/31/22	Year Ended 10/31/21	Year Ended 10/31/20
<b>Class C</b>					
Net asset value, beginning of period	\$ 8.20	\$ 8.43	\$ 9.84	\$ 9.18	\$ 9.79
Increase (decrease) from investment operations:					
Net investment income (loss) (a)	\$ 0.46	\$ 0.44	\$ 0.38	\$ 0.37	\$ 0.41
Net realized and unrealized gain (loss) on investments	0.75	(0.23)	(1.48)	0.64	(0.58)
<b>Net increase (decrease) from investment operations</b>	<b>\$ 1.21</b>	<b>\$ 0.21</b>	<b>\$ (1.10)</b>	<b>\$ 1.01</b>	<b>\$ (0.17)</b>
Distributions to shareholders:					
Net investment income	\$ (0.41)	\$ (0.41)	\$ (0.30)	\$ (0.28)	\$ (0.44)
Tax return of capital	—	(0.03)	(0.01)	(0.07)	—
<b>Total distributions</b>	<b>\$ (0.41)</b>	<b>\$ (0.44)</b>	<b>\$ (0.31)</b>	<b>\$ (0.35)</b>	<b>\$ (0.44)</b>
<b>Net increase (decrease) in net asset value</b>	<b>\$ 0.80</b>	<b>\$ (0.23)</b>	<b>\$ (1.41)</b>	<b>\$ 0.66</b>	<b>\$ (0.61)</b>



2006#1W#&amp;RiScnL

Net asset value, end of period	\$ 9.00	\$ 8.20	\$ 8.43	\$ 9.84	\$ 9.18
<b>Total return (b)</b>	<b>15.03%</b>	<b>2.48%</b>	<b>(11.32)%</b>	<b>11.13%</b>	<b>(1.71)%</b>
Ratio of net expenses to average net assets	1.93%	2.00%	1.92%	1.98%	1.87%
Ratio of net investment income (loss) to average net assets	5.18%	5.19%	4.17%	3.79%	4.48%
Portfolio turnover rate	60%	37%	32%	80%	85%
Net assets, end of period (in thousands)	\$6,874	\$5,847	\$ 8,461	\$11,574	\$17,019

- (a) The per-share data presented above is based on the average shares outstanding for the period presented.
- (b) Assumes initial investment at net asset value at the beginning of each period, reinvestment of all distributions, the complete redemption of the investment at net asset value at the end of each period and no sales charges. Total return would be reduced if sales charges were taken into account.

The accompanying notes are an integral part of these financial statements.

[Table of Contents](#)

## Financial Highlights (Consolidated) (continued)

	Year Ended 10/31/24	Year Ended 10/31/23	Year Ended 10/31/22	Year Ended 10/31/21	Year Ended 10/31/20
<b>Class R</b>					
Net asset value, beginning of period	\$ 9.08	\$ 9.34	\$ 10.93	\$ 10.20	\$ 10.84
Increase (decrease) from investment operations:					
Net investment income (loss) (a)	\$ 0.54	\$ 0.53	\$ 0.45	\$ 0.45	\$ 0.50
Net realized and unrealized gain (loss) on investments	0.84	(0.28)	(1.66)	0.72	(0.63)
<b>Net increase (decrease) from investment operations</b>	<b>\$ 1.38</b>	<b>\$ 0.25</b>	<b>\$ (1.21)</b>	<b>\$ 1.17</b>	<b>\$ (0.13)</b>
Distributions to shareholders:					
Net investment income	\$(0.50)	\$(0.48)	\$(0.37)	\$(0.37)	\$(0.51)
Tax return of capital	—	(0.03)	(0.01)	(0.07)	—
<b>Total distributions</b>	<b>\$(0.50)</b>	<b>\$(0.51)</b>	<b>\$(0.38)</b>	<b>\$(0.44)</b>	<b>\$(0.51)</b>
<b>Net increase (decrease) in net asset value</b>	<b>\$ 0.88</b>	<b>\$(0.26)</b>	<b>\$ (1.59)</b>	<b>\$ 0.73</b>	<b>\$ (0.64)</b>
Net asset value, end of period	\$ 9.96	\$ 9.08	\$ 9.34	\$ 10.93	\$ 10.20
<b>Total return (b)</b>	<b>15.43%</b>	<b>2.71%</b>	<b>(11.20)%</b>	<b>11.55%</b>	<b>(1.08)%</b>
Ratio of net expenses to average net assets	1.56%	1.59%	1.59%	1.59%	1.51%
Ratio of net investment income (loss) to average net assets	5.55%	5.60%	4.49%	4.17%	4.82%
Portfolio turnover rate	60%	37%	32%	80%	85%
Net assets, end of period (in thousands)	\$7,916	\$7,209	\$ 8,231	\$11,336	\$11,556
Ratios with no waiver of fees and assumption of expenses by the Adviser and no reduction for fees paid indirectly:					
Total expenses to average net assets	1.56%	1.60%	1.59%	1.59%	1.51%
Net investment income (loss) to average net assets	5.55%	5.59%	4.49%	4.17%	4.82%

- (a) The per-share data presented above is based on the average shares outstanding for the period presented.
- (b) Assumes initial investment at net asset value at the beginning of each period, reinvestment of all distributions and the complete redemption of the investment at net asset value at the end of each period.



2006#1W#&amp;RiScnL

The accompanying notes are an integral part of these financial statements.

30 **Pioneer High Yield Fund** | Annual Report | 10/31/24

[Table of Contents](#)

	Year Ended 10/31/24	Year Ended 10/31/23	Year Ended 10/31/22	Year Ended 10/31/21	Year Ended 10/31/20
<b>Class Y</b>					
Net asset value, beginning of period	\$ 8.02	\$ 8.25	\$ 9.65	\$ 9.00	\$ 9.59
Increase (decrease) from investment operations:					
Net investment income (loss) (a)	\$ 0.54	\$ 0.52	\$ 0.47	\$ 0.47	\$ 0.50
Net realized and unrealized gain (loss) on investments	0.75	(0.22)	(1.47)	0.63	(0.57)
<b>Net increase (decrease) from investment operations</b>	<b>\$ 1.29</b>	<b>\$ 0.30</b>	<b>\$ (1.00)</b>	<b>\$ 1.10</b>	<b>\$ (0.07)</b>
Distributions to shareholders:					
Net investment income	\$ (0.50)	\$ (0.50)	\$ (0.39)	\$ (0.38)	\$ (0.52)
Tax return of capital	—	(0.03)	(0.01)	(0.07)	—
<b>Total distributions</b>	<b>\$ (0.50)</b>	<b>\$ (0.53)</b>	<b>\$ (0.40)</b>	<b>\$ (0.45)</b>	<b>\$ (0.52)</b>
<b>Net increase (decrease) in net asset value</b>	<b>\$ 0.79</b>	<b>\$ (0.23)</b>	<b>\$ (1.40)</b>	<b>\$ 0.65</b>	<b>\$ (0.59)</b>
Net asset value, end of period	\$ 8.81	\$ 8.02	\$ 8.25	\$ 9.65	\$ 9.00
<b>Total return (b)</b>	<b>16.44%</b>	<b>3.62%</b>	<b>(10.51)%</b>	<b>12.40%</b>	<b>(0.62)%</b>
Ratio of net expenses to average net assets	0.85%	0.85%	0.85%	0.85%	0.85%
Ratio of net investment income (loss) to average net assets	6.27%	6.33%	5.24%	4.90%	5.50%
Portfolio turnover rate	60%	37%	32%	80%	85%
Net assets, end of period (in thousands)	\$191,619	\$135,951	\$150,232	\$192,006	\$176,362
Ratios with no waiver of fees and assumption of expenses by the Adviser and no reduction for fees paid indirectly:					
Total expenses to average net assets	0.90%	0.93%	0.91%	0.90%	0.87%
Net investment income (loss) to average net assets	6.22%	6.25%	5.18%	4.85%	5.48%

(a) The per-share data presented above is based on the average shares outstanding for the period presented.

(b) Assumes initial investment at net asset value at the beginning of each period, reinvestment of all distributions and the complete redemption of the investment at net asset value at the end of each period.

The accompanying notes are an integral part of these financial statements.



2006#1W#&amp;RISCL

[Table of Contents](#)

## Notes to Financial Statements | 10/31/24

### (Consolidated)

#### 1. Organization and Significant Accounting Policies

Pioneer High Yield Fund (the “Fund”) is a Delaware statutory trust. The Fund is registered under the Investment Company Act of 1940 (the “1940 Act”) as a diversified, open-end management investment company.

The Fund offers five classes of shares designated as Class A, Class C, Class K, Class R and Class Y shares. Class K shares had not commenced operations as of October 31, 2024. Each class of shares represents an interest in the same portfolio of investments of the Fund and has identical rights (based on relative net asset values) to assets and liquidation proceeds. Share classes can bear different rates of class-specific fees and expenses, such as transfer agent and distribution fees. Differences in class-specific fees and expenses will result in differences in net investment income and, therefore, the payment of different dividends from net investment income earned by each class. The Amended and Restated Declaration of Trust of the Fund gives the Board of Trustees the flexibility to specify either per-share voting or dollar-weighted voting when submitting matters for shareholder approval. Under per-share voting, each share of a class of the Fund is entitled to one vote. Under dollar-weighted voting, a shareholder’s voting power is determined not by the number of shares owned, but by the dollar value of the shares on the record date. Each share class has exclusive voting rights with respect to matters affecting only that class, including with respect to the distribution plan for that class. There is no distribution plan for Class Y shares.

Amundi Asset Management US, Inc., an indirect, wholly owned subsidiary of Amundi and Amundi’s wholly owned subsidiary, Amundi USA, Inc., serves as the Fund’s investment adviser (the “Adviser”). Amundi Distributor US, Inc., an affiliate of the Adviser, serves as the Fund’s distributor (the “Distributor”).

The consolidated financial statements of the Fund include the account of Pioneer Global High Yield Fund. All intercompany accounts and transactions have been eliminated. The Fund purchased one share of Pioneer Global High Yield Fund on December 8, 2023 in connection with the reorganization of Pioneer Global High Yield Fund with the Fund (the “Reorganization”), as described in note 9, as a result of which Pioneer Global High Yield Fund became a wholly owned subsidiary of the Fund. Following the completion of the Reorganization, the Fund is the sole shareholder of Pioneer Global High Yield Fund, and Pioneer Global High Yield Fund is wholly owned and controlled by the Fund. It is intended that

32 **Pioneer High Yield Fund** | Annual Report | 10/31/24

[Table of Contents](#)

the Fund will remain the sole shareholder of Pioneer Global High Yield Fund and will continue to control Pioneer Global High Yield Fund. Following the completion of the Reorganization, as described in note 9, the sole assets of Pioneer Global High Yield Fund are two securities on which there are currently transfer restrictions. As of October 31, 2024, the assets of Pioneer Global High Yield Fund represented \$0, or approximately 0%, of the net assets of the Fund.

The Fund is required to comply with Rule 18f-4 under the 1940 Act, which governs the use of derivatives by registered investment companies. Rule 18f-4 permits funds to enter into derivatives transactions (as defined in Rule 18f-4) and certain other transactions notwithstanding the restrictions on the issuance of “senior securities” under Section 18 of the 1940 Act. In accordance with Rule 18f-4, the Fund has established and maintains a comprehensive derivatives risk management program, has appointed a derivatives risk manager and complies with a relative or absolute limit on fund leverage risk calculated based on value-at-risk (“VaR”).

The Fund is an investment company and follows investment company accounting and reporting guidance under U.S. Generally Accepted Accounting Principles (“U.S. GAAP”). U.S. GAAP requires the management of the Fund to make estimates and assumptions that affect the reported amounts of assets and liabilities, the disclosure of contingent assets and liabilities at the date of the financial statements, and the reported amounts of income, expenses and gain or loss on investments during the reporting period. Actual results could differ from those estimates.

The following is a summary of significant accounting policies followed by the Fund in the preparation of its financial statements:

#### A. Security Valuation

The net asset value of the Fund is computed once daily, on each day the New York Stock Exchange (“NYSE”) is open, as of the close of regular trading on the NYSE.

Fixed income securities are valued by using prices supplied by independent pricing services, which consider such factors as market prices, market events, quotations from one or more brokers, Treasury spreads, yields, maturities and ratings, or may use a pricing matrix or other fair value methods or techniques to provide an estimated value of the security or instrument. A pricing matrix is a means of valuing a debt security on the basis of current market prices for other debt securities, historical trading patterns in the market for fixed income securities and/or other factors. Non-U.S. debt securities that are listed on an

**Pioneer High Yield Fund** | Annual Report | 10/31/24

33

[Table of Contents](#)



exchange will be valued at the bid price obtained from an independent third party pricing service. When independent third party pricing services are unable to supply prices, or when prices or market quotations are considered to be unreliable, the value of that security may be determined using quotations from one or more broker-dealers.

Loan interests are valued at the mean between the last available bid and asked prices from one or more brokers or dealers as obtained from Loan Pricing Corporation, an independent third party pricing service. If price information is not available from Loan Pricing Corporation, or if the price information is deemed to be unreliable, price information will be obtained from an alternative loan interest pricing service. If no reliable price quotes are available from either the primary or alternative pricing service, broker quotes will be solicited.

Event-linked bonds are valued at the bid price obtained from an independent third party pricing service. Other insurance-linked securities (including reinsurance sidecars, collateralized reinsurance and industry loss warranties) may be valued at the bid price obtained from an independent pricing service, or through a third party using a pricing matrix, insurance valuation models, or other fair value methods or techniques to provide an estimated value of the instrument.

Equity securities that have traded on an exchange are valued by using the last sale price on the principal exchange where they are traded. Equity securities that have not traded on the date of valuation, or securities for which sale prices are not available, generally are valued using the mean between the last bid and asked prices or, if both last bid and asked prices are not available, at the last quoted bid price. Last sale and bid and asked prices are provided by independent third party pricing services. In the case of equity securities not traded on an exchange, prices are typically determined by independent third party pricing services using a variety of techniques and methods.

The value of foreign securities is translated into U.S. dollars based on foreign currency exchange rate quotations supplied by a third party pricing source. Trading in non-U.S. equity securities is substantially completed each day at various times prior to the close of the NYSE. The values of such securities used in computing the net asset value of the Fund's shares are determined as of such times. The Adviser may use a fair value model developed by an independent pricing service to value non-U.S. equity securities.

Shares of open-end registered investment companies (including money market mutual funds) are valued at such funds' net asset value.

Forward foreign currency exchange contracts are valued daily using the foreign exchange rate or, for longer term forward contract positions, the spot currency rate and the forward points on a daily basis, in each case provided by a third party pricing service. Contracts whose forward settlement date falls between two quoted days are valued by interpolation.

Swap contracts, including interest rate swaps, caps and floors (other than centrally cleared swap contracts), are valued at the dealer quotations obtained from reputable International Swap Dealers Association members. Centrally cleared swaps are valued at the daily settlement price provided by the central clearing counterparty.

Securities or loan interests for which independent pricing services or broker-dealers are unable to supply prices or for which market prices and/or quotations are not readily available or are considered to be unreliable are valued by a fair valuation team comprised of certain personnel of the Adviser. The Adviser is designated as the valuation designee for the Fund pursuant to Rule 2a-5 under the 1940 Act. The Adviser is designated as the valuation designee for the Fund pursuant to Rule 2a-5 under the 1940 Act. The Adviser's fair valuation team is responsible for monitoring developments that may impact fair valued securities.

Inputs used when applying fair value methods to value a security may include credit ratings, the financial condition of the company, current market conditions and comparable securities. The Adviser may use fair value methods if it is determined that a significant event has occurred after the close of the exchange or market on which the security trades and prior to the determination of the Fund's net asset value. Examples of a significant event might include political or economic news, corporate restructurings, natural disasters, terrorist activity or trading halts. Thus, the valuation of the Fund's securities may differ significantly from exchange prices, and such differences could be material.

## B. Investment Income and Transactions

Dividend income is recorded on the ex-dividend date, except that certain dividends from foreign securities where the ex-dividend date may have passed are recorded as soon as the Fund becomes aware of the ex-dividend data in the exercise of reasonable diligence.

Interest income, including interest on income-bearing cash accounts, is recorded on the accrual basis. Dividend and interest income are reported



2006#1W#&amp;RiScnL

net of unrecoverable foreign taxes withheld at the applicable country rates and net of income accrued on defaulted securities.

Interest and dividend income payable by delivery of additional shares is reclassified as PIK (payment-in-kind) income upon receipt and is included in interest and dividend income, respectively.

Principal amounts of mortgage-backed securities are adjusted for monthly paydowns. Premiums and discounts related to certain mortgage-backed securities are amortized or accreted in proportion to the monthly paydowns. All discounts/premiums on purchase prices of debt securities are accreted/amortized for financial reporting purposes over the life of the respective securities, and such accretion/amortization is included in interest income.

Security transactions are recorded as of trade date. Gains and losses on sales of investments are calculated on the identified cost method for both financial reporting and federal income tax purposes.

### C. Foreign Currency Translation

The books and records of the Fund are maintained in U.S. dollars. Amounts denominated in foreign currencies are translated into U.S. dollars using current exchange rates.

Net realized gains and losses on foreign currency transactions, if any, represent, among other things, the net realized gains and losses on foreign currency exchange contracts, disposition of foreign currencies and the difference between the amount of income accrued and the U.S. dollars actually received. Further, the effects of changes in foreign currency exchange rates on investments are not segregated on the Statement of Operations from the effects of changes in the market prices of those securities, but are included with the net realized and unrealized gain or loss on investments.

### D. Federal Income Taxes

It is the Fund's policy to comply with the requirements of the Internal Revenue Code applicable to regulated investment companies and to distribute all of its net taxable income and net realized capital gains, if any, to its shareholders. Therefore, no provision for federal income taxes is required. As of October 31, 2024, the Fund did not accrue any interest or penalties with respect to uncertain tax positions, which, if applicable, would be recorded as an income tax expense on the Statement of Operations. Tax returns filed within the prior three years remain subject to examination by federal and state tax authorities.

The amount and character of income and capital gain distributions to shareholders are determined in accordance with federal income tax rules, which may differ from U.S. GAAP. Distributions in excess of net investment income or net realized gains are temporary over distributions for financial statement purposes resulting from differences in the recognition or classification of income or distributions for financial statement and tax purposes. Capital accounts within the financial statements are adjusted for permanent book/tax differences to reflect tax character, but are not adjusted for temporary differences.

A portion of the dividend income recorded by the Fund is from distributions by publicly traded real estate investment trusts ("REITs"), and such distributions for tax purposes may also consist of capital gains and return of capital. The actual return of capital and capital gains portions of such distributions will be determined by formal notifications from the REITs subsequent to the calendar year-end. Distributions received from the REITs that are determined to be a return of capital are recorded by the Fund as a reduction of the cost basis of the securities held and those determined to be capital gain are reflected as such on the Statement of Operations.

At October 31, 2024, the Fund reclassified \$318,051,331 to decrease distributable earnings and \$318,051,331 to increase paid-in capital to reflect permanent book/tax differences. These adjustments have no impact on net assets or the results of operations.

At October 31, 2024, the Fund was permitted to carry forward indefinitely \$23,927,997 of short-term losses and \$373,280,292 of long-term losses. The Pioneer High Yield Fund's capital loss carryforwards are limited due to the merger with Pioneer Global High Yield Fund on December 8, 2023 under the rules of IRC Section §381-§384.

The tax character of distributions paid during the years ended October 31, 2024 and October 31, 2023, was as follows:

	2024	2023
<b>Distributions paid from:</b>		
Ordinary income	\$32,332,382	\$27,228,892
Tax return of capital	—	1,956,466
<b>Total</b>	<b>\$32,332,382</b>	<b>\$29,185,358</b>

The following shows the components of distributable earnings (losses) on a federal income tax basis at October 31, 2024:





2024

**Distributable earnings/(losses):**

Undistributed ordinary income	\$ 1,319,678
Capital loss carryforward	(397,208,289)
Other book/tax temporary differences	(5,582,687)
Net unrealized depreciation	(7,296,948)
<b>Total</b>	<b>\$(408,768,246)</b>

The difference between book-basis and tax-basis unrealized depreciation is the tax treatment of premium and amortization, basis adjustments on defaulted securities and perpetual bonds, mark-to-market of foreign currency contracts and adjustments relating to swaps.

**E. Fund Shares**

The Fund records sales and repurchases of its shares as of trade date. The Distributor earned \$7,504 in underwriting commissions on the sale of Class A shares during the year ended October 31, 2024.

**F. Class Allocations**

Income, common expenses and realized and unrealized gains and losses are calculated at the Fund level and allocated daily to each class of shares based on its respective percentage of adjusted net assets at the beginning of the day.

Distribution fees are calculated based on the average daily net asset value attributable to Class A, Class C and Class R shares of the Fund, respectively (see Note 5). Class Y shares do not pay distribution fees. All expenses and fees paid to the Fund's transfer agent for its services are allocated among the classes of shares based on the number of accounts in each class and the ratable allocation of related out-of-pocket expenses (see Note 4).

The Fund declares as daily dividends substantially all of its net investment income. All dividends are paid on a monthly basis. Short-term capital gain distributions, if any, may be declared with the daily dividends.

Distributions to shareholders are recorded as of the ex-dividend date. Distributions paid by the Fund with respect to each class of shares are calculated in the same manner and at the same time, except that net investment income dividends to Class A, Class C, Class R and Class Y shares can reflect different transfer agent and distribution expense rates.

**G. Risks**

The value of securities held by the Fund may go up or down, sometimes rapidly or unpredictably, due to general market conditions, such as real or perceived adverse economic, political or regulatory conditions, recessions, the spread of infectious illness or other public health issues, inflation, changes in interest rates, armed conflict such as between Russia and Ukraine or in the Middle East, sanctions against Russia, other nations or individuals or companies and possible countermeasures, lack of liquidity in the bond markets or adverse investor sentiment. In the past several years, financial markets have experienced increased volatility, depressed valuations, decreased liquidity and heightened uncertainty. These conditions may continue, recur, worsen or spread. Inflation and interest rates may increase. These circumstances could adversely affect the value and liquidity of the Fund's investments and negatively impact the Fund's performance.

Some sectors of the economy and individual issuers have experienced or may experience particularly large losses. Periods of extreme volatility in the financial markets, reduced liquidity of many instruments, increased government debt, inflation, and disruptions to supply chains, consumer demand and employee availability, may continue for some time. Following Russia's invasion of Ukraine, Russian securities lost all, or nearly all, their market value. Other securities or markets could be similarly affected by past or future political, geopolitical or other events or conditions.

Governments and central banks, including the U.S. Federal Reserve, have taken extraordinary and unprecedented actions to support local and global economies and the financial markets. These actions have resulted in significant expansion of public debt, including in the U.S. The consequences of high public debt, including its future impact on the economy and securities markets, may not be known for some time.

The U.S. and other countries are periodically involved in disputes over trade and other matters, which may result in tariffs, investment restrictions and adverse impacts on affected companies and securities. For example, the U.S. has imposed tariffs and other trade barriers on Chinese exports, has restricted sales of certain categories of goods to China, and has established barriers to investments in China. Trade disputes may adversely affect the economies of the U.S. and its trading partners, as well as companies directly or indirectly affected and financial markets generally. If the political climate between the U.S. and China does not improve or continues to deteriorate, if China were to attempt unification of Taiwan by force, or if other geopolitical conflicts



develop or get worse, economies, markets and individual securities may be severely affected both regionally and globally, and the value of the Fund's assets may go down.

At times, the Fund's investments may represent industries or industry sectors that are interrelated or have common risks, making the Fund more susceptible to any economic, political, or regulatory developments or other risks affecting those industries and sectors.

The Fund's investments in foreign markets and countries with limited developing markets may subject the Fund to a greater degree of risk than investments in a developed market. These risks include disruptive political or economic conditions, military conflicts and sanctions, terrorism, sustained economic downturns, financial instability, less liquid trading markets, extreme price volatility, currency risks, reduction of government or central bank support, inadequate accounting standards, tariffs, tax disputes or other tax burdens, nationalization or expropriation of assets and the imposition of adverse governmental laws, arbitrary application of laws and regulations or lack of rule of law and investment and repatriation restrictions. Lack of information and less market regulation also may affect the value of these securities. Withholding and other non-U.S. taxes may decrease the Fund's return. Non-U.S. issuers may be located in parts of the world that have historically been prone to natural disasters. Investing in depositary receipts is subject to many of the same risks as investing directly in non-U.S. issuers. Depositary receipts may involve higher expenses and may trade at a discount (or premium) to the underlying security.

Russia launched a large-scale invasion of Ukraine on February 24, 2022. In response to the military action by Russia, various countries, including the U.S., the United Kingdom, and European Union issued broad-ranging economic sanctions against Russia and Belarus and certain companies and individuals. Since then, Russian securities lost all, or nearly all, their market value, and many other issuers, securities and markets have been adversely affected. The United States and other countries may impose sanctions on other countries, companies and individuals in light of Russia's military invasion. The extent and duration of the military action or future escalation of such hostilities, the extent and impact of existing and future sanctions, market disruptions and volatility, and the result of any diplomatic negotiations cannot be predicted. These and any related events could have a significant impact on the value and liquidity of certain Fund investments, on Fund performance and the value of an investment in the Fund, particularly with respect to securities and commodities, such as oil, natural gas and food commodities, as well as other sectors with exposure to Russian issuers or issuers in other

[Table of Contents](#)

countries affected by the invasion, and are likely to have collateral impacts on market sectors globally.

Normally, the Fund invests at least 80% of its total assets in below-investment-grade (high-yield) debt securities and preferred stocks. Some of these high-yield securities may be convertible into equity securities of the issuer. Debt securities rated below-investment-grade are commonly referred to as "junk bonds" and are considered speculative with respect to the issuer's capacity to pay interest and repay principal. These securities involve greater risk of loss, are subject to greater price volatility, and may be less liquid and more difficult to value, especially during periods of economic uncertainty or change, than higher rated debt securities.

The market prices of the Fund's fixed income securities may fluctuate significantly when interest rates change. The value of your investment will generally go down when interest rates rise. A rise in rates tends to have a greater impact on the prices of longer term or duration securities. For example, if interest rates increase by 1%, the value of a Fund's portfolio with a portfolio duration of ten years would be expected to decrease by 10%, all other things being equal. A general rise in interest rates could adversely affect the price and liquidity of fixed income securities. The maturity of a security may be significantly longer than its effective duration. A security's maturity and other features may be more relevant than its effective duration in determining the security's sensitivity to other factors affecting the issuer or markets generally, such as changes in credit quality or in the yield premium that the market may establish for certain types of securities (sometimes called "credit spread"). In general, the longer its maturity the more a security may be susceptible to these factors. When the credit spread for a fixed income security goes up, or "widens", the value of the security will generally go down.

If an issuer or guarantor of a security held by the Fund or a counterparty to a financial contract with the Fund defaults on its obligation to pay principal and/or interest, has its credit rating downgraded or is perceived to be less creditworthy, or the credit quality or value of any underlying assets declines, the value of your investment will typically decline. Changes in actual or perceived creditworthiness may occur quickly. The Fund could be delayed or hindered in its enforcement of rights against an issuer, guarantor or counterparty.

The Fund's investments, payment obligations and financing terms may be based on floating rates, such as LIBOR (London Interbank Offered Rate) or SOFR (Secured Overnight Financing Rate). ICE Benchmark

[Table of Contents](#)



Administration, the administrator of LIBOR, has ceased publication of most LIBOR settings on a representative basis. Actions by regulators have resulted in the establishment of alternative reference rates to LIBOR in most major currencies. In the U.S., a common benchmark replacement is based on the SOFR published by the Federal Reserve Bank of New York, including certain spread adjustments and benchmark replacement conforming changes, although other benchmark replacements (without or without spread adjustments) may be used in certain transactions. The impact of the transition from LIBOR on the Fund's transactions and financial markets generally cannot yet be determined. The transition away from LIBOR may lead to increased volatility and illiquidity in markets for instruments that have relied on LIBOR and may adversely affect the Fund's performance.

The Fund may invest in REIT securities, the value of which can fall for a variety of reasons, such as declines in rental income, fluctuating interest rates, poor property management, environmental liabilities, uninsured damage, increased competition, or changes in real estate tax laws.

With the increased use of technologies such as the Internet to conduct business, the Fund is susceptible to operational, information security and related risks. While the Fund's Adviser has established business continuity plans in the event of, and risk management systems to prevent, limit or mitigate, such cyber-attacks, there are inherent limitations in such plans and systems, including the possibility that certain risks have not been identified. Furthermore, the Fund cannot control the cybersecurity plans and systems put in place by service providers to the Fund such as the Fund's custodian and accounting agent, and the Fund's transfer agent. In addition, many beneficial owners of Fund shares hold them through accounts at broker-dealers, retirement platforms and other financial market participants over which neither the Fund nor the Adviser exercises control. Each of these may in turn rely on service providers to them, which are also subject to the risk of cyber-attacks. Cybersecurity failures or breaches at the Adviser or the Fund's service providers or intermediaries have the ability to cause disruptions and impact business operations, potentially resulting in financial losses, interference with the Fund's ability to calculate its net asset value, impediments to trading, the inability of Fund shareholders to effect share purchases, redemptions or exchanges or receive distributions, loss of or unauthorized access to private shareholder information and violations of applicable privacy and other laws, regulatory fines, penalties, reputational damage, or additional compliance costs. Such costs and losses may not be covered under any insurance. In addition, maintaining vigilance against cyber-attacks may

involve substantial costs over time, and system enhancements may themselves be subject to cyber-attacks.

The Fund's prospectus contains unaudited information regarding the Fund's principal risks. Please refer to that document when considering the Fund's principal risks.

#### H. Restricted Securities

Restricted Securities are subject to legal or contractual restrictions on resale. Restricted securities generally are resold in transactions exempt from registration under the Securities Act of 1933. Private placement securities are generally considered to be restricted except for those securities traded between qualified institutional investors under the provisions of Rule 144A of the Securities Act of 1933.

Disposal of restricted investments may involve negotiations and expenses, and prompt sale at an acceptable price may be difficult to achieve. Restricted investments held by the Fund at October 31, 2024 are listed in the Schedule of Investments.

#### I. Insurance-Linked Securities ("ILS")

The Fund invests in ILS. The Fund could lose a portion or all of the principal it has invested in an ILS, and the right to additional interest or dividend payments with respect to the security, upon the occurrence of one or more trigger events, as defined within the terms of an insurance-linked security. Trigger events, generally, are hurricanes, earthquakes, or other natural events of a specific size or magnitude that occur in a designated geographic region during a specified time period, and/or that involve losses or other metrics that exceed a specific amount. There is no way to accurately predict whether a trigger event will occur, and accordingly, ILS carry significant risk. The Fund is entitled to receive principal, and interest and/or dividend payments so long as no trigger event occurs of the description and magnitude specified by the instrument. In addition to the specified trigger events, ILS may expose the Fund to other risks, including but not limited to issuer (credit) default, adverse regulatory or jurisdictional interpretations and adverse tax consequences.

The Fund's investments in ILS may include event-linked bonds. ILS also may include special purpose vehicles ("SPVs") or similar instruments structured to comprise a portion of a reinsurer's catastrophe-oriented business, known as quota share instruments (sometimes referred to as reinsurance sidecars), or to provide reinsurance relating to specific risks to insurance or reinsurance companies through a collateralized



instrument, known as collateralized reinsurance. Structured reinsurance investments also may include industry loss warranties (“ILWs”). A traditional ILW takes the form of a bilateral reinsurance contract, but there are also products that take the form of derivatives, collateralized structures, or exchange-traded instruments.

Where the ILS are based on the performance of underlying reinsurance contracts, the Fund has limited transparency into the individual underlying contracts, and therefore must rely upon the risk assessment and sound underwriting practices of the issuer. Accordingly, it may be more difficult for the Adviser to fully evaluate the underlying risk profile of the Fund’s structured reinsurance investments, and therefore the Fund’s assets are placed at greater risk of loss than if the Adviser had more complete information. Structured reinsurance instruments generally will be considered illiquid securities by the Fund. These securities may be difficult to purchase, sell or unwind. Illiquid securities also may be difficult to value. If the Fund is forced to sell an illiquid asset, the Fund may be forced to sell at a loss.

#### J. Forward Foreign Currency Exchange Contracts

The Fund may enter into forward foreign currency exchange contracts (“contracts”) for the purchase or sale of a specific foreign currency at a fixed price on a future date. All contracts are marked-to-market daily at the applicable exchange rates, and any resulting unrealized appreciation or depreciation is recorded in the Fund’s financial statements. The Fund records realized gains and losses at the time a contract is offset by entry into a closing transaction or extinguished by delivery of the currency. Risks may arise upon entering into these contracts from the potential inability of counterparties to meet the terms of the contract and from unanticipated movements in the value of foreign currencies relative to the U.S. dollar (see Note 8).

During the year ended October 31, 2024, the Fund had entered into various forward foreign currency exchange contracts that obligated the Fund to deliver or take delivery of currencies at specified future maturity dates. Alternatively, prior to the settlement date of a forward foreign currency exchange contract, the Fund may close out such contract by entering into an offsetting contract.

The average market value of forward foreign currency exchange contracts open during the year ended October 31, 2024 was \$977,699 and \$9,089,241 for buys and sells, respectively. Open forward foreign currency exchange contracts outstanding at October 31, 2024 are listed in the Schedule of Investments.

#### K. Credit Default Swap Contracts

A credit default swap is a contract between a buyer of protection and a seller of protection against a pre-defined credit event or an underlying reference obligation, which may be a single security or a basket or index of securities. The Fund may buy or sell credit default swap contracts to seek to increase the Fund’s income, or to attempt to hedge the risk of default on portfolio securities. A credit default swap index is used to hedge risk or take a position on a basket of credit entities or indices.

As a seller of protection, the Fund would be required to pay the notional (or other agreed-upon) value of the referenced debt obligation to the counterparty in the event of a default by a U.S. or foreign corporate issuer of a debt obligation, which would likely result in a loss to the Fund. In return, the Fund would receive from the counterparty a periodic stream of payments during the term of the contract, provided that no event of default occurred. The maximum exposure of loss to the seller would be the notional value of the credit default swaps outstanding. If no default occurs, the Fund would keep the stream of payments and would have no payment obligation. The Fund may also buy credit default swap contracts in order to hedge against the risk of default of debt securities, in which case the Fund would function as the counterparty referenced above.

As a buyer of protection, the Fund makes an upfront or periodic payment to the protection seller in exchange for the right to receive a contingent payment. An upfront payment made by the Fund, as the protection buyer, is recorded within the “Swap contracts, at value” line item on the Statement of Assets and Liabilities. Periodic payments received or paid by the Fund are recorded as realized gains or losses on the Statement of Operations.

Credit default swap contracts are marked-to-market daily using valuations supplied by independent sources, and the change in value, if any, is recorded within the “Swap contracts, at value” line item on the Statement of Assets and Liabilities. Payments received or made as a result of a credit event or upon termination of the contract are recognized, net of the appropriate amount of the upfront payment, as realized gains or losses on the Statement of Operations.

Credit default swap contracts involving the sale of protection may involve greater risks than if the Fund had invested in the referenced debt instrument directly. Credit default swap contracts are subject to general market risk, liquidity risk, counterparty risk and credit risk. If the Fund is a protection buyer and no credit event occurs, it will lose its investment. If the Fund is a protection seller and a credit event occurs,



the value of the referenced debt instrument received by the Fund, together with the periodic payments received, may be less than the amount the Fund pays to the protection buyer, resulting in a loss to the Fund. In addition, obligations under sell protection credit default swaps may be partially offset by net amounts received from settlement of buy protection credit default swaps entered into by the Fund for the same reference obligation with the same counterparty.

Certain swap contracts that are cleared through a central clearinghouse are referred to as centrally cleared swaps. All payments made or received by the Fund are pursuant to a centrally cleared swap contract with the central clearing party rather than the original counterparty. Upon entering into a centrally cleared swap contract, the Fund is required to make an initial margin deposit, either in cash or in securities. The daily change in value on open centrally cleared contracts is recorded as "Variation margin for centrally cleared swap contracts" on the Statement of Assets and Liabilities. Cash received from or paid to the broker related to previous margin movement is held in a segregated account at the broker and is recorded as either "Due from broker for swaps" or "Due to broker for swaps" on the Statement of Assets and Liabilities. The amount of cash deposited with a broker as collateral at October 31, 2024 is recorded as "Swaps collateral" on the Statement of Assets and Liabilities.

The Fund may invest in credit default swap index products ("CDX"). A CDX is a swap on an index of credit default swaps. CDXs allow an investor to manage credit risk or take a position on a basket of credit entities (such as credit default swaps or commercial mortgage-backed securities) in a more efficient manner than transacting in a single-name credit default swap. If a credit event occurs in one of the underlying companies, the protection is paid out via the delivery of the defaulted bond by the buyer of protection in return for a payment of notional value of the defaulted bond by the seller of protection or it may be settled through a cash settlement between the two parties. The underlying company is then removed from the index. If the Fund holds a long position in a CDX, the Fund would indirectly bear its proportionate share of any expenses paid by a CDX. A fund holding a long position in CDXs typically receives income from principal or interest paid on the underlying securities. By investing in CDXs, the Fund could be exposed to liquidity risk, counterparty risk, credit risk of the issuers of the underlying loan obligations and of the CDX markets, and operational risks. If there is a default by the CDX counterparty, the Fund will have contractual remedies pursuant to the agreements related to the

transaction. CDXs also bear the risk that the Fund will not be able to meet its obligation to the counterparty.

The average notional values of credit default swap contracts buy protection and credit default swap contracts sell protection open during the year ended October 31, 2024 were \$28,899,980 and \$1,583,400, respectively. Open credit default swap contracts at October 31, 2024 are listed in the Schedule of Investments.

## 2. Management Agreement

The Adviser manages the Fund's portfolio. Management fees payable under the Fund's Investment Management Agreement with the Adviser are calculated daily and paid monthly at the annual rate of 0.70% of the Fund's average daily net assets up to \$500 million, 0.65% of the next \$500 million of the Fund's average daily net assets, 0.60% of the next \$500 million of the Fund's average daily net assets, 0.55% of the next \$500 million of the Fund's average daily net assets, 0.45% of the next \$6 billion of the Fund's average daily net assets, 0.40% of the next \$1 billion of the Fund's average daily net assets, 0.35% of the next \$1 billion of the Fund's average daily net assets, and 0.30% of the Fund's average daily net assets over \$10 billion. For the year ended October 31, 2024, the effective management fee (excluding waivers and/or assumptions of expenses) was equivalent to 0.69% of the Fund's average daily net assets.

The Adviser has contractually agreed to limit ordinary operating expenses (ordinary operating expenses means all fund expenses other than taxes, brokerage commissions, acquired fund fees and expenses and extraordinary expenses, such as litigation) of the Fund to the extent required to reduce Fund expenses to 1.10% and 0.85% of the average daily net assets attributable to Class A and Class Y shares, respectively. These expense limitations are in effect through March 1, 2025. There can be no assurance that the Adviser will extend the expense limitation agreement for a class of shares beyond the date referred to above. Fees waived and expenses reimbursed during the year ended October 31, 2024 are reflected on the Statement of Operations.

In addition, under the management and administration agreements, certain other services and costs, including accounting, regulatory reporting and insurance premiums, are paid by the Fund as administrative reimbursements. Reflected on the Statement of Assets and Liabilities is \$33,138 in management fees payable to the Adviser at October 31, 2024.

## 3. Compensation of Officers and Trustees

The Fund pays an annual fee to its Trustees. The Adviser reimburses the Fund for fees paid to the Interested Trustees. Except for the chief

compliance officer, the Fund does not pay any salary or other compensation to its officers. The Fund pays a portion of the chief compliance officer's compensation for his services as the Fund's chief compliance officer. Amundi US pays the remaining portion of the chief compliance officer's compensation. For the year ended October 31, 2024, the Fund paid \$30,864 in Officers' and Trustees' compensation, which is reflected on the Statement of Operations as Officers' and Trustees' fees. At October 31, 2024, on its Statement of Assets and Liabilities, the Fund had a payable for Trustees' fees of \$3,095 and a payable for administrative expenses of \$17,372, which includes the payable for Officers' compensation.

## 4. Transfer Agent

BNY Mellon Investment Servicing (US) Inc. serves as the transfer agent to the Fund at negotiated rates. Transfer agent fees and payables shown on the Statement of Operations and the Statement of Assets and Liabilities, respectively, include sub-transfer agent expenses incurred through the Fund's omnibus relationship contracts.



In addition, the Fund reimbursed the transfer agent for out-of-pocket expenses incurred by the transfer agent related to shareholder communications activities such as proxy and statement mailings, and outgoing phone calls. For the year ended October 31, 2024, such out-of-pocket expenses by class of shares were as follows:

**Shareholder Communications:**

Class A	\$78,551
Class C	3,210
Class R	1,217
Class Y	15,165
<b>Total</b>	<b>\$98,143</b>

**5. Distribution and Service Plans**

The Fund has adopted a distribution plan (the "Plan") pursuant to Rule 12b-1 under the 1940 Act with respect to its Class A, Class C and Class R shares. Pursuant to the Plan, the Fund pays the Distributor 0.25% of the Fund's average daily net assets attributable to Class A shares as compensation for personal services and/or account maintenance services or distribution services with regard to Class A shares. Pursuant to the Plan, the Fund also pays the Distributor 1.00% of the average daily net assets attributable to Class C shares. The fee for Class C shares consists of a 0.25% service fee and a 0.75% distribution fee paid as compensation for personal services and/or account maintenance services or distribution services with regard to Class C shares. Pursuant to the Plan, the Fund further pays the Distributor 0.50% of the average daily net assets attributable to Class R shares for distribution services. Reflected on the

[Table of Contents](#)

Statement of Assets and Liabilities is \$8,618 in distribution fees payable to the Distributor at October 31, 2024.

The Fund also has adopted a separate service plan for Class R shares (the "Service Plan"). The Service Plan authorizes the Fund to pay securities dealers, plan administrators or other service organizations that agree to provide certain services to retirement plans or plan participants holding shares of the Fund a service fee of up to 0.25% of the Fund's average daily net assets attributable to Class R shares held by such plans.

In addition, redemptions of Class A and Class C shares may be subject to a contingent deferred sales charge ("CDSC"). A CDSC of 1.00% may be imposed on redemptions of certain net asset value purchases of Class A shares within 12 months of purchase. Redemptions of Class C shares within 12 months of purchase are subject to a CDSC of 1.00% based on the lower of cost or market value of shares being redeemed. Shares purchased as part of an exchange remain subject to any CDSC that applied to the original purchase of those shares. There is no CDSC for Class R or Class Y shares. Proceeds from the CDSCs are paid to the Distributor. For the year ended October 31, 2024, CDSCs in the amount of \$416 were paid to the Distributor.

**6. Line of Credit Facility**

The Fund, along with certain other funds in the Pioneer Family of Funds, participates in a committed, unsecured revolving line of credit ("credit facility"). Borrowings are used solely for temporary or emergency purposes. The Fund may borrow up to the lesser of the amount available under the credit facility or the limits set for borrowing by the Fund's prospectus and the 1940 Act. Until January 31, 2024, the Fund participated in a credit facility in the amount of \$380 million. Under such credit facility, depending on the type of loan, interest on borrowings was payable at the Secured Overnight Financing Rate ("SOFR") plus a credit spread. The Fund also paid both an upfront fee and an annual commitment fee to participate in the credit facility. The upfront fee in the amount of 0.15% of the total credit facility and the commitment fee in the amount of 0.30% of the daily unused portion of each lender's commitment were allocated among participating funds based on an allocation schedule set forth in the credit facility. Effective January 31, 2024, the Fund participates in a credit facility in the amount of \$250 million. The upfront fee with respect to the credit facility is 0.05% of the total credit facility, and the commitment fee with respect to the credit facility is 0.20% of the daily unused portion of each lender's commitment. For the year ended October 31, 2024, the Fund had no borrowings under the credit facility.

[Table of Contents](#)**7. Master Netting Agreements**

The Fund has entered into an International Swaps and Derivatives Association, Inc. Master Agreement ("ISDA Master Agreement") or similar agreement with substantially all of its derivative counterparties. An ISDA Master Agreement is a bilateral agreement between the Fund and a counterparty that governs the trading of certain Over the Counter ("OTC") derivatives and typically contains, among other things, close-out and set-off provisions which apply upon the occurrence of an event of default and/or a termination event as defined under the relevant ISDA Master Agreement. The ISDA Master Agreement may also give a party the right to terminate all transactions traded under such agreement if, among other things, there is deterioration in the credit quality of the other party.

Upon an event of default or a termination of the ISDA Master Agreement, the non-defaulting party has the right to close-out all transactions under such agreement and to net amounts owed under each transaction to determine one net amount payable by one party to the other. The right to close out and net payments across all transactions under the ISDA Master Agreement could result in a reduction of the Fund's credit risk to its counterparty equal to any amounts payable by the Fund under the applicable transactions, if any. However, the Fund's right to set-off may be restricted or prohibited by the bankruptcy or insolvency laws of the particular jurisdiction to which each specific ISDA Master Agreement of each counterparty is subject.

The collateral requirements for derivatives transactions under an ISDA Master Agreement are governed by a credit support annex to the ISDA Master Agreement. Collateral requirements are generally determined at the close of business each day and are typically based on changes in market values for each transaction under an ISDA Master Agreement and netted into one amount for such agreement.



2006#1W#&amp;RISCL

Generally, the amount of collateral due from or to a counterparty is subject to threshold (a “minimum transfer amount”) before a transfer is required, which may vary by counterparty. Collateral pledged for the benefit of the Fund and/or counterparty is held in segregated accounts by the Fund’s custodian and cannot be sold, re-pledged, assigned or otherwise used while pledged. Cash that has been segregated to cover the Fund’s collateral obligations, if any, will be reported separately on the Statement of Assets and Liabilities as “Swaps collateral”. Securities pledged by the Fund as collateral, if any, are identified as such in the Schedule of Investments.

[Table of Contents](#)

Financial instruments subject to an enforceable master netting agreement, such as an ISDA Master Agreement, have been offset on the Statement of Assets and Liabilities. The following chart shows gross assets of the Fund as of October 31, 2024.

Counterparty	Derivative Assets Subject to Master Netting Agreement	Derivatives Available for Offset	Non-Cash Collateral Received(a)	Cash Collateral Received(a)	Net Amount of Derivative Assets(b)
Citibank NA	\$257,788	\$—	\$—	\$(257,788)	\$ —
State Street Bank & Trust Co.	58,906	—	—	—	58,906
<b>Total</b>	<b>\$316,694</b>	<b>\$—</b>	<b>\$—</b>	<b>\$(257,788)</b>	<b>\$58,906</b>

(a) The amount presented here may be less than the total amount of collateral received/pledged as the net amount of derivative assets and liabilities cannot be less than \$0.

(b) Represents the net amount due from the counterparty in the event of default.

## 8. Additional Disclosures about Derivative Instruments and Hedging Activities

The Fund’s use of derivatives may enhance or mitigate the Fund’s exposure to the following risks:

Interest rate risk relates to the fluctuations in the value of interest-bearing securities due to changes in the prevailing levels of market interest rates.

Credit risk relates to the ability of the issuer of a financial instrument to make further principal or interest payments on an obligation or commitment that it has to the Fund.

Foreign exchange rate risk relates to fluctuations in the value of an asset or liability due to changes in currency exchange rates.

Equity risk relates to the fluctuations in the value of financial instruments as a result of changes in market prices (other than those arising from interest rate risk or foreign exchange rate risk), whether caused by factors specific to an individual investment, its issuer, or all factors affecting all instruments traded in a market or market segment.

Commodity risk relates to the risk that the value of a commodity or commodity index will fluctuate based on increases or decreases in the commodities market and factors specific to a particular industry or commodity.

[Table of Contents](#)

The fair value of open derivative instruments (not considered to be hedging instruments for accounting disclosure purposes) by risk exposure at October 31, 2024, was as follows:

Statement of Assets and Liabilities	Interest Rate Risk	Credit Risk	Foreign Exchange Rate Risk	Equity Risk	Commodity Risk
<b>Assets</b>					
Unrealized appreciation on forward foreign currency exchange contracts	\$—	\$ —	\$316,694	\$—	\$—
Centrally cleared swap contracts†	—	19,388	—	—	—
<b>Total Value</b>	<b>\$—</b>	<b>\$19,388</b>	<b>\$316,694</b>	<b>\$—</b>	<b>\$—</b>
<b>Liabilities</b>					
Centrally cleared swap contracts†	\$—	\$54,144	\$ —	\$—	\$—
<b>Total Value</b>	<b>\$—</b>	<b>\$54,144</b>	<b>\$ —</b>	<b>\$—</b>	<b>\$—</b>

† Includes cumulative unrealized appreciation (depreciation) of centrally cleared swap contracts as reported in the Schedule of Investments. Only net variation margin is reported within the receivables and/or payables on the Statement of Assets and Liabilities.

The effect of derivative instruments (not considered to be hedging instruments for accounting disclosure purposes) on the Statement of Operations by risk exposure at October 31, 2024 was as follows:



2006#1W#&amp;RISCL

Statement of Operations	Interest Rate Risk	Credit Risk	Foreign Exchange Rate Risk	Equity Risk	Commodity Risk
<b>Net Realized Gain (Loss) on</b>					
Forward foreign currency exchange contracts	\$—	\$ —	\$(69,369)	\$—	\$—
Swap contracts	—	(2,794,863)	—	—	—
<b>Total Value</b>	<b>\$—</b>	<b>\$(2,794,863)</b>	<b>\$(69,369)</b>	<b>\$—</b>	<b>\$—</b>
<b>Change in Net Unrealized Appreciation (Depreciation) on</b>					
Forward foreign currency exchange contracts	\$—	\$ —	\$316,694	\$—	\$—
Swap contracts	—	(234,571)	—	—	—
<b>Total Value</b>	<b>\$—</b>	<b>\$(234,571)</b>	<b>\$316,694</b>	<b>\$—</b>	<b>\$—</b>

## 9. Reorganization Information

Effective December 8, 2023, Pioneer Global High Yield Fund was reorganized with and into the Fund (the "Reorganization"). The purpose of this Reorganization was to combine two funds managed by the Adviser with similar investment objectives and strategies.

This tax-free reorganization was accomplished by a tax-free exchange of the assets and liabilities of Pioneer Global High Yield Fund for shares of the

52 **Pioneer High Yield Fund** | Annual Report | 10/31/24

[Table of Contents](#)

Fund. Neither the Funds nor their shareowners realized gain (loss) as a direct result of the Reorganization. Shareowners holding Class A, C and Y shares of Pioneer Global High Yield Fund received Class A, C and Y shares of the Fund, respectively, in the Reorganization.

For financial reporting purposes, assets received and shares issued by the Fund were recorded at net asset value, however, the cost basis of the investments received from Pioneer Global High Yield Fund was carried forward to align ongoing reporting of the Fund's realized and unrealized gains and losses with amounts distributable to shareowners for tax reporting purposes.

The following charts show the details of the Reorganization as of Reorganization Date:

	Pioneer Global High Yield Fund (Pre-Reorganization)	Pioneer High Yield Fund (Pre-Reorganization)	Pioneer High Yield Fund (Post- Reorganization)
<b>Net Assets</b>			
Class A	\$91,889,483	\$291,949,699	\$383,839,182
Class C	2,079,049	5,852,171	7,931,220
Class R	N/A	7,410,570	7,410,570
Class Y	32,968,072	141,063,130	174,031,202
<b>Total Net Assets</b>	<b>\$ 126,936,604</b>	<b>\$ 446,275,570</b>	<b>\$ 573,212,174</b>
<b>Shares Outstanding</b>			
Class A	12,724,511	35,042,078	46,073,298
Class C	288,000	686,654	930,673
Class R	N/A	784,481	784,481
Class Y	4,654,888	16,911,469	20,864,496
<b>Total Shares Outstanding</b>	<b>17,667,399</b>	<b>53,424,682</b>	<b>68,652,948</b>
<b>Fund Total</b>			
Unrealized Depreciation	(\$20,523,483)	(\$36,284,190)	(\$56,807,673)
		<b>Exchange Ratio</b>	<b>Shares Issued in Reorganization</b>
Class A		0.8669	11,031,220
Class C		0.8473	244,019
Class R		N/A	N/A
Class Y		0.8492	3,953,027

Assuming the Reorganization had been completed on November 1, 2023, the beginning of the Fund's current fiscal year, the results of operations for the year ended October 31, 2024, would have been as follows:

Net Investment Income	\$35,525,251
Net realized and change in net unrealized appreciation on investments	51,609,222
<b>Net increase in net assets resulting from operations</b>	<b>\$87,134,473</b>

[Table of Contents](#)





Because the combined investment portfolio has been managed as a single integrated portfolio since the Reorganization was completed, it is not practical to separate the amounts of revenue and earnings of Pioneer Global High Yield Fund that have been included in the Fund's Statement of Operations since the Reorganization Date.

### 10. Unfunded Loan Commitments

The Fund may enter into unfunded loan commitments. Unfunded loan commitments may be partially or wholly unfunded. During the contractual period, the Fund is obliged to provide funding to the borrower upon demand. A fee is earned by the Fund on the unfunded loan commitment and is recorded as interest income on the Statement of Operations. Unfunded loan commitments are fair valued in accordance with the valuation policy described in Note 1A and unrealized appreciation or depreciation, if any, is recorded on the Statement of Assets and Liabilities.

As of October 31, 2024, the Fund had no unfunded loan commitments outstanding.

### 11. Definitive Agreement

The Fund's Adviser is currently an indirect, wholly owned subsidiary of Amundi. On July 9, 2024, Amundi announced that it had entered into a definitive agreement with Victory Capital Holdings, Inc. ("Victory Capital") to combine the Adviser with Victory Capital, and for Amundi to become a strategic shareholder of Victory Capital (the "Transaction"). Victory Capital is headquartered in San Antonio, Texas. The closing of the Transaction is subject to certain regulatory approvals and other conditions. There is no assurance that the Transaction will close.

The closing of the Transaction would cause the Fund's current investment advisory agreement with the Adviser to terminate. Under the terms of the Transaction, the Fund's Board of Trustees will be asked to approve a reorganization of the Fund into a corresponding, newly established Victory Fund advised by Victory Capital Management Inc., an affiliate of Victory Capital. The proposed reorganization of the Fund would be sought in connection with the closing of the Transaction. If approved by the Board, the proposal to reorganize the Fund will be submitted to the shareholders of the Fund for their approval. There is no assurance that the Board or the shareholders of the Fund will approve the proposal to reorganize the Fund.

## Report of Independent Registered Public Accounting Firm

### To the Board of Trustees and the Shareholders of Pioneer High Yield Fund:

#### Opinion on the Financial Statements and Financial Highlights

We have audited the accompanying consolidated statement of assets and liabilities of Pioneer High Yield Fund (the "Fund"), including the consolidated schedule of investments, as of October 31, 2024, the related consolidated statements of operations, changes in net assets, and the consolidated financial highlights for the year then ended and the related notes. The consolidated statement of changes in net assets for the year ended October 31, 2023 and the consolidated financial highlights for the years ended October 31, 2023, 2022, 2021, and 2020 were audited by other auditors. Those auditors expressed an unqualified opinion on those financial statements and financial highlights in their report dated December 22, 2023. In our opinion, the consolidated financial statements and consolidated financial highlights present fairly, in all material respects, the financial position of the Fund as of October 31, 2024 and the results of its operations, the changes in its net assets, and the financial highlights for the year then ended, in conformity with accounting principles generally accepted in the United States of America.

#### Basis for Opinion

These financial statements and financial highlights are the responsibility of the Fund's management. Our responsibility is to express an opinion on the Fund's financial statements and financial highlights based on our audits. We are a public accounting firm registered with the Public Company Accounting Oversight Board (United States) (PCAOB) and are required to be independent with respect to the Fund in accordance with the U.S. federal securities laws and the applicable rules and regulations of the Securities and Exchange Commission and the PCAOB.

We conducted our audits in accordance with the standards of the PCAOB. Those standards require that we plan and perform the audit to obtain reasonable assurance about whether the financial statements and financial highlights are free of material misstatement, whether due to error or fraud. The Fund is not required to have, nor were we engaged to perform, an audit of its internal control over financial reporting. As part of our audits we are required to obtain an understanding of internal control over financial reporting but not for the purpose of expressing an opinion on the

effectiveness of the Fund's internal control over financial reporting. Accordingly, we express no such opinion.

Our audits included performing procedures to assess the risks of material misstatement of the financial statements and financial highlights, whether due to error or fraud, and performing procedures that respond to those risks. Such procedures included examining, on a test basis, evidence regarding the amounts and disclosures in the financial statements and financial highlights. Our audits also included evaluating the accounting principles used and significant estimates made by management, as well as evaluating the overall presentation of the financial



2006#1W#&RiSCnL

statements and financial highlights. Our procedures included confirmation of securities owned as of October 31, 2024, by correspondence with the custodian and brokers; when replies were not received from brokers, we performed other auditing procedures. We believe that our audits provide a reasonable basis for our opinion.

DELOITTE & TOUCHE LLP  
 Boston, Massachusetts  
 December 20, 2024

We have served as the auditor of one or more of the Pioneer investment companies since 2024.

### Additional Information (unaudited)

Qualified interest income is exempt from nonresident alien (NRA) tax withholding. The percentage of the Fund's ordinary income distributions derived from qualified interest income was 70.10%.



2006#1W#&RISCL

[Table of Contents](#)

## Approval of Renewal of Investment Management Agreement

Amundi Asset Management US, Inc. (“Amundi US”) serves as the investment adviser to Pioneer High Yield Fund (the “Fund”) pursuant to an investment management agreement between Amundi US and the Fund. In order for Amundi US to remain the investment adviser of the Fund, the Trustees of the Fund, including a majority of the Fund’s Independent Trustees, must determine annually whether to renew the investment management agreement for the Fund.

The contract review process began in January 2024 as the Trustees of the Fund agreed on, among other things, an overall approach and timeline for the process. Contract review materials were provided to the Trustees in March 2024, July 2024 and September 2024. In addition, the Trustees reviewed and discussed the Fund’s performance at regularly scheduled meetings throughout the year, and took into account other information related to the Fund provided to the Trustees at regularly scheduled meetings, in connection with the review of the Fund’s investment management agreement.

In March 2024, the Trustees, among other things, discussed the memorandum provided by Fund counsel that summarized the legal standards and other considerations that are relevant to the Trustees in their deliberations regarding the renewal of the investment management agreement, and reviewed and discussed the qualifications of the investment management teams for the Fund, as well as the level of investment by the Fund’s portfolio managers in the Fund. In July 2024, the Trustees, among other things, reviewed the Fund’s management fees and total expense ratios, the financial statements of Amundi US and its parent companies, profitability analyses provided by Amundi US, and analyses from Amundi US as to possible economies of scale. The Trustees also reviewed the profitability of the institutional business of Amundi US as compared to that of Amundi US’s fund management business, and considered the differences between the fees and expenses of the Fund and the fees and expenses of Amundi US’s institutional accounts, as well as the different services provided by Amundi US to the Fund and to the institutional accounts. The Trustees further considered contract review materials, including additional materials received in response to the Trustees’ request, in September 2024.

At a meeting held on September 17, 2024, based on their evaluation of the information provided by Amundi US and third parties, the Trustees of the Fund, including the Independent Trustees voting separately advised by independent counsel, unanimously approved the renewal of the investment

[Table of Contents](#)

management agreement for another year. In approving the renewal of the investment management agreement, the Trustees considered various factors that they determined were relevant, including the factors described below. The Trustees did not identify any single factor as the controlling factor in determining to approve the renewal of the agreement.

### Nature, Extent and Quality of Services

The Trustees considered the nature, extent and quality of the services that had been provided by Amundi US to the Fund, taking into account the investment objective and strategy of the Fund. The Trustees also reviewed Amundi US’s investment approach for the Fund and its research process. The Trustees considered Amundi US’ integration of environmental, social and governance (ESG) considerations into its investment research process. The Trustees considered the resources of Amundi US and the personnel of Amundi US who provide investment management services to the Fund. They also reviewed the amount of non-Fund assets managed by the portfolio managers of the Fund. They considered the non-investment resources and personnel of Amundi US that are involved in Amundi US’s services to the Fund, including Amundi US’s compliance, risk management, and legal resources and personnel. The Trustees considered the compliance services being provided to the Fund by Amundi US and how Amundi US has addressed any compliance issues during the past year. The Trustees noted the substantial attention and high priority given by Amundi US’s senior management to the Pioneer Fund complex, including with respect to the increasing regulation to which the Pioneer Funds are subject.

The Trustees considered that Amundi US supervises and monitors the performance of the Fund’s service providers and provides the Fund with personnel (including Fund officers) and other resources that are necessary for the Fund’s business management and operations. The Trustees also considered that, as administrator, Amundi US is responsible for the administration of the Fund’s business and other affairs. The Trustees considered that the Fund reimburses Amundi US its pro rata share of Amundi US’s costs of providing administration services to the Pioneer Funds.

Based on these considerations, the Trustees concluded that the nature, extent and quality of services that had been provided by Amundi US to the Fund were satisfactory and consistent with the terms of the investment management agreement.

### Performance of the Fund

In considering the Fund’s performance, the Trustees regularly review and discuss throughout the year data prepared by Amundi US and information

[Table of Contents](#)

comparing the Fund’s performance with the performance of its peer group of funds, as classified by Morningstar, Inc. (Morningstar), and with the performance of the Fund’s benchmark index. They also discuss the Fund’s performance with Amundi US on a regular basis. The Trustees’ regular reviews and discussions were factored into the Trustees’ deliberations concerning the renewal of the investment



management agreement.

### Management Fee and Expenses

The Trustees considered information showing the fees and expenses of the Fund in comparison to the management fees of its peer group of funds as classified by Morningstar and also to the expense ratios of a peer group of funds selected on the basis of criteria determined by the Independent Trustees for this purpose using data provided by Strategic Insight Mutual Fund Research and Consulting, LLC (Strategic Insight), an independent third party. The peer group comparisons referred to below are organized in quintiles. Each quintile represents one-fifth of the peer group. In all peer group comparisons referred to below, first quintile is most favorable to the Fund's shareowners. The Trustees noted that they separately review and consider the impact of the Fund's transfer agency and Fund- and Amundi US-paid expenses for sub-transfer agency and intermediary arrangements, and that the results of the most recent such review were considered in the consideration of the Fund's expense ratio.

The Trustees considered that the Fund's management fee for the most recent fiscal year was in the fifth quintile relative to the management fees paid by other funds in its Morningstar category for the comparable period. The Trustees also considered the breakpoints in the management fee schedule and the reduced fee rates above certain asset levels. The Trustees noted Amundi US's explanation of the reasons that the Fund's management fee was in the fifth quintile relative to the management fees paid by other funds in its Morningstar category. The Trustees considered that the expense ratio of the Fund's Class Y shares for the most recent fiscal year was in the fifth quintile relative to its Strategic Insight peer group for the comparable period. The Trustees considered that the expense ratio of the Fund's Class A shares for the most recent fiscal year was in the fourth quintile relative to its Strategic Insight peer group for the comparable period. The Trustees noted Amundi US's explanation of the reasons that the expense ratio of the Fund's Class Y shares was in the fifth quintile relative to its Strategic Insight peer group and the expense ratio of the Fund's Class A shares was in the fourth quintile relative to its Strategic Insight peer group. The Trustees noted that Amundi US had agreed to waive fees and/or reimburse expenses in order to limit the ordinary operating expenses of the Fund.

The Trustees reviewed management fees charged by Amundi US to institutional and other clients, including publicly offered European funds sponsored by Amundi US's affiliates, unaffiliated U.S. registered investment companies (in a sub-advisory capacity), and unaffiliated foreign and domestic separate accounts. The Trustees also considered Amundi US's costs in providing services to the Fund and Amundi US's costs in providing services to the other clients and considered the differences in management fees and profit margins for fund and non-fund services. In evaluating the fees associated with Amundi US's client accounts, the Trustees took into account the respective demands, resources and complexity associated with the Fund and other client accounts. The Trustees noted that, in some instances, the fee rates for those clients were lower than the management fee for the Fund and considered that, under the investment management and administration agreements with the Fund, Amundi US performs additional services for the Fund that it does not provide to those other clients or services that are broader in scope, including oversight of the Fund's other service providers and activities related to compliance and the extensive regulatory and tax regimes to which the Fund is subject. The Trustees also considered the entrepreneurial risks associated with Amundi US's management of the Fund.

The Trustees concluded that the management fee payable by the Fund to Amundi US was reasonable in relation to the nature and quality of the services provided by Amundi US.

### Profitability

The Trustees considered information provided by Amundi US regarding the profitability of Amundi US with respect to the advisory services provided by Amundi US to the Fund, including the methodology used by Amundi US in allocating certain of its costs to the management of the Fund. The Trustees also considered Amundi US's profit margin in connection with the overall operation of the Fund. They further reviewed the financial results, including the profit margins, realized by Amundi US from non-fund businesses. The Trustees considered Amundi US's profit margins in comparison to the limited industry data available and noted that the profitability of any adviser was affected by numerous factors, including its organizational structure and method for allocating expenses. The Trustees concluded that Amundi US's profitability with respect to the management of the Fund was not unreasonable.

### Economies of Scale

The Trustees considered Amundi US's views relating to economies of scale in connection with the Pioneer Funds as fund assets grow and the extent to which any such economies of scale are shared with the Fund and Fund

shareholders. The Trustees noted the breakpoints in the management fee schedule. The Trustees recognize that economies of scale are difficult to identify and quantify, and that, among other factors that may be relevant, are the following: fee levels, expense subsidization, investment by Amundi US in research and analytical capabilities and Amundi US's commitment and resource allocation to the Fund. The Trustees noted that profitability also may be an indicator of the availability of any economies of scale, although profitability may vary for other reasons including due to reductions in expenses. The Trustees concluded that economies of scale, if any, were being appropriately shared with the Fund.

### Other Benefits

The Trustees considered the other benefits that Amundi US enjoys from its relationship with the Fund. The Trustees considered the character and amount of fees paid or to be paid by the Fund, other than under the investment management agreement, for services provided by Amundi US and its affiliates. The Trustees further considered the revenues and profitability of Amundi US's businesses other than the Fund business. To the extent applicable, the Trustees also considered the benefits to the Fund and to Amundi US and its affiliates from the use of "soft" commission dollars generated by the Fund to pay for research and brokerage services.

The Trustees considered that Amundi US is the principal U.S. asset management business of Amundi, which is one of the largest asset



2006#1W#&amp;RiSCnL

managers globally. Amundi's worldwide asset management business manages over \$2.1 trillion in assets (including the Pioneer Funds). . The Trustees noted that Amundi US has access to additional research and portfolio management capabilities as a result of its relationship with Amundi and Amundi's global presence. The Trustees considered that Amundi US and the Fund receive reciprocal intangible benefits from the relationship, including mutual brand recognition and, for the Fund, direct and indirect access to the resources of a large global asset manager. The Trustees concluded that any such benefits received by Amundi US as a result of its relationship with the Fund were reasonable.

**Conclusion**

After consideration of the factors described above as well as other factors, the Trustees, including the Independent Trustees, concluded that the investment management agreement for the Fund, including the fees payable thereunder, was fair and reasonable and voted to approve the proposed renewal of the investment management agreement.

**How to Contact Amundi**

We are pleased to offer a variety of convenient ways for you to contact us for assistance or information.

**Call us for:**

**Account Information**, including existing accounts, new accounts, prospectuses, applications and service forms  
**1-800-225-6292**

**FactFone<sup>SM</sup>** for automated fund yields, prices, account information and transactions  
**1-800-225-4321**

**Retirement plans information**

**1-800-622-0176**

**Write to us:**

Amundi  
P.O. Box 534427  
Pittsburgh, PA 15253-4427

**Our toll-free fax**

**1-  
800-  
225-  
4240**

**Our internet e-mail address**

**us.askamundi@amundi.com**  
(for general questions about Amundi only)

**Visit our web site:** [www.amundi.com/us](http://www.amundi.com/us)

This report must be preceded or accompanied by a prospectus.

The Fund files a complete schedule of portfolio holdings with the Securities and Exchange Commission for the first and third quarters of each fiscal year as an exhibit to its reports on Form N-PORT. Shareholders may view the filed Form N-PORT by visiting the Commission's web site at <https://www.sec.gov>.





2006#1W#&RiScnL

**PIONEER INVESTMENTS**  
**AR NON-AUTOMATED**

Donnelley Financial

VDI-W10-PF-0595  
2024.8.103

LSWGEETA0CB

28-Dec-2024 16:40 EST

**891245 AR1 1** 1\*

ICA

img878790b41

HTE BIU OC

Page 38 of 38

Securities offered through Amundi Distributor US, Inc.  
60 State Street, Boston, MA 02109  
Underwriter of Pioneer Mutual Funds, Member SIPC  
© 2024 Amundi Asset Management US, Inc. 19441-18-1224



2006#1W#&D#HwKo

ITEM 8. CHANGES IN AND DISAGREEMENTS WITH ACCOUNTANTS FOR OPEN-END MANAGEMENT INVESTMENT COMPANIES.

N/A

ITEM 9. DISCLOSURE OF PROXY VOTING POLICIES AND PROCEDURES FOR OPEN-END MANAGEMENT INVESTMENT COMPANIES. (Unaudited)

**Introduction**

This Proxy Voting policy and the procedures set forth below are designed to complement Amundi US' investment policies and procedures regarding its general responsibility to monitor the performance and/or corporate events of companies that are issuers of securities held in accounts managed by Amundi US. This policy sets forth Amundi US' position on a number of issues for which proxies may be solicited but it does not include all potential voting scenarios or proxy events. Furthermore, because of the special issues associated with proxy solicitations by closed-end Funds, Amundi US will vote shares of closed-end Funds on a case- by-case basis.

**Purpose**

The purpose of this policy is to ensure that proxies for United States ("US") and non-US companies that are received in a timely manner will be voted in accordance with the principles stated above. Unless the Proxy Voting Oversight Group (as described below) specifically determines otherwise, all shares in a company held by Amundi US-managed accounts for which Amundi US has proxy-voting authority will be voted alike, unless a client has given specific voting instructions on an issue.



**Scope**

Amundi US does not delegate the authority to vote proxies relating to securities held by its clients to any of its affiliates. Any questions about this policy should be directed to Amundi US’ Chief of Staff U.S. Investments (the “Proxy Coordinator”).

**Oversight and Governance**

**Administration**

The development, implementation, and management, to this Policy is the responsibility of the Policy Contact, in conjunction with the Policy Owner and relevant stakeholders.

**Policy Exceptions**

Temporary deviation from the requirements of this Policy is deemed an Exception. Exceptions are expected to be infrequent but may be justified to address and/or resolve specific internal business needs. Exceptions are to be raised to the Policy Owner for approval.

**Policy Requirements**

**Roles and Responsibility**

The below table outlines the roles and responsibilities applicable to this policy:

<u>Individual Role</u>	<u>Responsibility</u>
Policy Owner and Contact	Reviews and updates of this Policy as necessary.
Pioneer Funds Board of Trustees and US Compliance Committee	Provides final approval of material updates to this Policy, as necessary.

**Policy**

Each of the Pioneer Funds and certain other clients of Amundi Asset Management US, Inc. (“Amundi US”) have delegated responsibility to vote proxies related to portfolio holdings to Amundi US. Amundi US is a fiduciary that owes each of its clients the duties of care and loyalty with respect to all services undertaken on the client’s behalf, including voting proxies for securities held by the client. When Amundi US has been delegated proxy-voting authority for a client, the duty of care requires Amundi US to monitor corporate events and to vote the proxies. To satisfy its duty of loyalty, Amundi US must place the client’s interests ahead of its own and must cast proxy votes in a manner consistent with the best interest of the client. It is Amundi US’ policy to vote proxies presented to Amundi US in a timely manner in accordance with these principles.

Amundi US’ fundamental concern in voting proxies is the economic effect of the proposal on the value of portfolio holdings, considering both the short- and long-term impact. In many instances, Amundi US believes that supporting the company’s strategy and voting “for” management’s proposals builds portfolio value. In other cases, however, proposals set forth by management may have a negative effect on that value, while some shareholder proposals may hold the best prospects for enhancing it. Amundi US monitors developments in the proxy voting arena and will revise this policy as needed.

Amundi US believes that environmental, social and governance (ESG) factors can affect companies’ long-term prospects for success and the sustainability of their business models. Since ESG factors that may affect corporate performance and economic value are considered by our investment professionals as part of the investment management process, Amundi US also considers these factors when reviewing proxy proposals. This approach is consistent with the stated investment objectives and policies of funds and investment strategies.

It should be noted that the proxy voting guidelines below are guidelines, not rules, and Amundi US reserves the right in all cases to vote contrary to guidelines where doing so is determined to represent the best economic interests of our clients. Further, the Pioneer Funds or other clients of Amundi US may direct Amundi US to vote contrary to guidelines.





Amundi US' clients may request copies of their proxy voting records and of Amundi US' proxy voting policies and procedures by either sending a written request to Amundi US' Proxy Coordinator, or clients may review Amundi US' proxy voting policies and procedures on-line at [amundi.com/usinvestors](http://amundi.com/usinvestors). Amundi US may describe to clients its proxy voting policies and procedures by delivering a copy of Amundi US' Form ADV (Part II), by separate notice to the client or by other means.

## Procedures

### Proxy Voting Service

Amundi US has engaged an independent proxy voting service to assist in the voting of proxies. The proxy voting service works with custodians to ensure that all proxy materials are received by the custodians and are processed in a timely fashion. The proxy voting service votes all proxies in accordance with the proxy voting guidelines established by Amundi US and set forth herein, to the extent applicable. The proxy voting service will refer proxy questions to the Proxy Coordinator (described below) for instructions under circumstances where: (1) the application of the proxy voting guidelines is unclear; (2) a particular proxy question is not covered by the guidelines; or (3) the guidelines call for specific instructions on a case-by-case basis. The proxy voting service is also requested to call to the Proxy Coordinator's attention specific proxy questions that, while governed by a guideline, appear to involve unusual or controversial issues. Amundi US reserves the right to attend a meeting in person and may do so when it determines that the company or the matters to be voted on at the meeting are strategically important to its clients.

To supplement its own research and analysis in determining how to vote on a particular proxy proposal, Amundi US may utilize research, analysis or recommendations provided by the proxy voting service on a case-by-case basis. Amundi US does not, as a policy, follow the assessments or recommendations provided by the proxy voting service without its own analysis and determination.

### Proxy Coordinator

The Proxy Coordinator coordinates the voting, procedures and reporting of proxies on behalf of Amundi US' clients. The Proxy Coordinator will deal directly with the proxy voting service and, in the case of proxy questions referred by the proxy voting service, will solicit voting recommendations and instructions from the Portfolio Management Group, or, to the extent applicable, investment sub-advisers. The Proxy Coordinator is responsible for ensuring that these questions and referrals are responded to in a timely fashion and for transmitting appropriate voting instructions to the proxy voting service. The Proxy Coordinator is responsible for verifying with the General Counsel or his or her designee whether Amundi US' voting power is subject to any limitations or guidelines issued by the client (or in the case of an employee benefit plan, the plan's trustee or other fiduciaries).

### Referral Items

The proxy voting service will refer proxy questions to the Proxy Coordinator or his or her designee that are described by Amundi US' proxy voting guidelines as to be voted on a case-by-case basis, that are not covered by Amundi US' guidelines or where Amundi US' guidelines may be unclear with respect to the matter to be voted on. Under such circumstances, the Proxy Coordinator will seek a written voting recommendation from the Chief Investment Officer, U.S or his or her designated equity portfolio-management representative. Any such recommendation will include: (i) the manner in which the proxies should be voted; (ii) the rationale underlying any such decision; and (iii) the disclosure of any contacts or communications made between Amundi US and any outside parties concerning the proxy proposal prior to the time that the voting instructions are provided.

### Securities Lending

In accordance with industry standards, proxies are not available to be voted when the shares are out on loan through either Amundi US' lending program or a client's managed security lending program. However, Amundi US will reserve the right to recall lent securities so that they may be voted according to Amundi US' instructions. If a portfolio manager would like to vote a block of previously lent shares, the Proxy Coordinator will work with the portfolio manager and Investment Operations to recall the security, to the extent possible, to facilitate the vote on the entire block of shares. Certain clients participate in securities lending programs. Although such programs allow for the recall of securities for any reason, Amundi US may determine not to vote securities on loan and it may not always be possible for securities on loan to be recalled in time to be voted.



2006#1W#&amp;D#V!LG

**Share-Blocking**

“Share-blocking” is a market practice whereby shares are sent to a custodian (which may be different than the account custodian) for record keeping and voting at the general meeting. The shares are unavailable for sale or delivery until the end of the blocking period (typically the day after general meeting date).

Amundi US will vote in those countries with “share-blocking.” In the event a manager would like to sell a security with “share-blocking”, the Proxy Coordinator will work with the Portfolio Manager and Investment Operations Department to recall the shares (as allowable within the market time-frame and practices) and/or communicate with executing brokerage firm. A list of countries with “share-blocking” is available from the Investment Operations Department upon request.

**Proxy Voting Oversight Group**

The members of the Proxy Voting Oversight Group include Amundi US’ Chief Investment Officer, U.S. or his or her designated equity portfolio management representative, the Chief of Staff, U.S., and the Chief Compliance Officer of the Adviser and Funds. Other members of Amundi US will be invited to attend meetings and otherwise participate as necessary. The Chief of Staff, U.S. will chair the Proxy Voting Oversight Group.

The Proxy Voting Oversight Group is responsible for developing, evaluating, and changing (when necessary) Amundi US’ proxy voting policies and procedures. The Group meets at least annually to evaluate and review this policy and the services of its third-party proxy voting service. In addition, the Proxy Voting Oversight Group will meet as necessary to vote on referral items and address other business as necessary.

**Amendments**

Amundi US may not amend this policy without the prior approval of the Proxy Voting Oversight Group. Amendments to this policy with respect to votes to be cast on behalf of any of the Pioneer Funds also shall be presented to the Board of Trustees of the Pioneer Funds for its review and advance approval.

**Form N-PX**

The Proxy Coordinator and the Director of Regulatory Reporting are responsible for ensuring that Form NP-X documents receive the proper review by a member of the Proxy Voting Oversight Group prior to a Fund officer signing the forms.

The Proxy Coordinator will provide the Compliance department with a copy of each Form N-PX filing prepared by the proxy voting service.

Compliance files N-PX. The Compliance department will ensure that a corresponding Form N- PX exists for each Amundi US registered investment company.

Following this review, each Form N-PX is formatted for public dissemination via the EDGAR system.

Prior to submission, each Form N-PX is to be presented to the Fund officer for a final review and signature.

Copies of the Form N-PX filings and their submission receipts are maintained according to Amundi US record keeping policies.

**Proxy Voting Guidelines****Administrative**

While administrative items appear infrequently in U.S. issuer proxies, they are quite common in non-U.S. proxies.

We will generally support these and similar management proposals:

- Corporate name change.
- A change of corporate headquarters.
- Stock exchange listing.
- Establishment of time and place of annual meeting.
- Adjournment or postponement of annual meeting.
- Acceptance/approval of financial statements.



2006#1W#&amp;D#Z00\*

- Approval of dividend payments, dividend reinvestment plans and other dividend-related proposals.
- Approval of minutes and other formalities.
- Authorization of the transferring of reserves and allocation of income.
- Amendments to authorized signatories.
- Approval of accounting method changes or change in fiscal year-end.
- Acceptance of labor agreements.
- Appointment of internal auditors.

Amundi US will vote on a case-by-case basis on other routine administrative items; however, Amundi US will oppose any routine proposal if insufficient information is presented in advance to allow Amundi US to judge the merit of the proposal. Amundi US has also instructed its proxy voting service to inform Amundi US of its analysis of any administrative items that may be inconsistent, in its view, with Amundi US' goal of supporting the value of its clients' portfolio holdings so that Amundi US may consider and vote on those items on a case-by-case basis in its discretion.

### Auditors

We normally vote for proposals to:

- Ratify the auditors. We will consider a vote against if we are concerned about the auditors' independence or their past work for the company. Specifically, we will oppose the ratification of auditors and withhold votes for audit committee members if non-audit fees paid by the company to the auditing firm exceed the sum of audit fees plus audit-related fees plus permissible tax fees according to the disclosure categories proposed by the Securities and Exchange Commission.
- Restore shareholder rights to ratify the auditors.

We will normally oppose proposals that require companies to:

- Seek bids from other auditors.
- Rotate auditing firms, except where the rotation is statutorily required or where rotation would demonstrably strengthen financial disclosure.
- Indemnify auditors.
- Prohibit auditors from engaging in non-audit services for the company.

### Board of Directors

On issues related to the board of directors, Amundi US normally supports management. We will, however, consider a vote against management in instances where corporate performance has been poor or where the board appears to lack independence. **We also believe that a well balanced board with diverse perspectives is conducive to sound corporate governance. In our view**, diversity of expertise, skill, gender, ethnicity, and race may contribute to the overall quality of decision making and risk management.



2006#1W#&D#b0!G7

### General Board Issues

Amundi US will vote for:

- Audit, compensation and nominating committees composed of independent directors exclusively.
- Indemnification for directors for actions taken in good faith in accordance with the business judgment rule. We will vote against proposals for broader indemnification.
- Changes in board size that appear to have a legitimate business purpose and are not primarily for anti-takeover reasons.
- Election of an honorary director.

We will vote against:

- Minimum stock ownership by directors.
- Term limits for directors. Companies benefit from experienced directors, and shareholder control is better achieved through annual votes.
- Requirements for union or special interest representation on the board.
- Requirements to provide two candidates for each board seat.

We will vote on a case-by case basis on these issues:

- Separate chairman and CEO positions. We will consider voting with shareholders on these issues in cases of poor corporate performance.

### Elections of Directors

In uncontested elections of directors we will vote against:

- Individual directors with absenteeism above 25% without valid reason. We support proposals that require disclosure of director attendance.
- Insider directors and affiliated outsiders who sit on the audit, compensation, stock option or nominating committees. For the purposes of our policy, we use the definition of affiliated directors provided by our proxy voting service.

We will also vote against:

- Directors who have failed to act on a takeover offer where the majority of shareholders have tendered their shares.



2006#1W#&amp;D#ev3G

- Directors who appear to lack independence or are associated with poor corporate or governance performance.

We will vote on a case-by case basis on these issues:

- Re-election of directors who have implemented or renewed a dead hand or modified dead-hand poison pill (a “dead-hand poison pill” is a shareholder rights plan that may be altered only by incumbent or “dead” directors. These plans prevent a potential acquirer from disabling a poison pill by obtaining control of the board through a proxy vote).
- Contested election of directors.
- Election of a greater number of independent directors (in order to move closer to a majority of independent directors) in cases of poor performance.
- Mandatory retirement policies.
- Directors who have ignored a shareholder proposal that has been approved by shareholders for two consecutive years.

We will vote for:

- Precatory and binding resolutions requesting that the board changes the company’s bylaws to stipulate that directors need to be elected with affirmative majority of votes cast, provided that the resolutions allow for plurality voting in cases of contested elections.

### Takeover-Related Measures

Amundi US is generally opposed to proposals that may discourage takeover attempts. We believe that the potential for a takeover helps ensure that corporate performance remains high.

Amundi US will vote for:

- Cumulative voting.
- Increasing the ability for shareholders to call special meetings.
- Increasing the ability for shareholders to act by written consent.
- Restrictions on the ability to make greenmail payments.
- Submitting rights plans to shareholder vote.
- Rescinding shareholder rights plans (“poison pills”).
- Opting out of the following state takeover statutes:
  - Control share acquisition statutes, which deny large holders voting rights on holdings over a specified threshold.



2006f#1W#&amp;D#g0nGY

- Control share cash-out provisions, which require large holders.
- to acquire shares from other holders.
- Freeze-out provisions, which impose a waiting period on large holders before they can attempt to gain control.
- Stakeholder laws, which permit directors to consider interests of non-shareholder constituencies.
- Disgorgement provisions, which require acquirers to disgorge profits on purchases made before gaining control.
- Fair price provisions.
- Authorization of shareholder rights plans.
- Labor protection provisions.
- Mandatory classified boards.

We will vote on a case-by-case basis on the following issues:

- Fair price provisions. We will vote against provisions requiring supermajority votes to approve takeovers. We will also consider voting against proposals that require a supermajority vote to repeal or amend the provision. Finally, we will consider the mechanism used to determine the fair price; we are generally opposed to complicated formulas or requirements to pay a premium.
- Opting out of state takeover statutes regarding fair price provisions. We will use the criteria used for fair price provisions in general to determine our vote on this issue.
- Proposals that allow shareholders to nominate directors.

We will vote against:

- Classified boards, except in the case of closed-end funds, where we shall vote on a case-by-case basis.
- Limiting shareholder ability to remove or appoint directors. We will support proposals to restore shareholder authority in this area. We will review on case-by-case basis proposals that authorize the board to make interim appointments.
- Classes of shares with unequal voting rights.
- Supermajority vote requirements.
- Severance packages (“golden” and “tin” parachutes). We will support proposals to put these packages to shareholder vote.



2006#1W#&amp;D#kBwGB

- Reimbursement of dissident proxy solicitation expenses. While we ordinarily support measures that encourage takeover bids, we believe that management should have full control over corporate funds.
- Extension of advance notice requirements for shareholder proposals.
- Granting board authority normally retained by shareholders, particularly the right to amend the corporate charter.
- Shareholder rights plans (“poison pills”). These plans generally allow shareholders to buy additional shares at a below-market price in the event of a change in control and may deter some bids.

### Capital Structure

Managements need considerable flexibility in determining the company’s financial structure, and Amundi US normally supports managements’ proposals in this area. We will, however, reject proposals that impose high barriers to potential takeovers.

Amundi US will vote for:

- Changes in par value.
- Reverse splits, if accompanied by a reduction in number of shares.
- Shares repurchase programs, if all shareholders may participate on equal terms.
- Bond issuance.
- Increases in “ordinary” preferred stock.
- Proposals to have blank-check common stock placements (other than shares issued in the normal course of business) submitted for shareholder approval.
- Cancellation of company treasury shares.

We will vote on a case-by-case basis on the following issues:

- Reverse splits not accompanied by a reduction in number of shares, considering the risk of delisting.
- Increase in authorized common stock. We will make a determination considering, among other factors:
  - Number of shares currently available for issuance;
  - Size of requested increase (we would normally approve increases of up to 100% of current authorization);
  - Proposed use of the proceeds from the issuance of additional shares; and



2006#1W#D#oRTo-

- Potential consequences of a failure to increase the number of shares outstanding (e.g., delisting or bankruptcy).
- Blank-check preferred. We will normally oppose issuance of a new class of blank-check preferred, but may approve an increase in a class already outstanding if the company has demonstrated that it uses this flexibility appropriately.
- Proposals to submit private placements to shareholder vote.
- Other financing plans.

We will vote against preemptive rights that we believe limit a company's financing flexibility.

### Compensation

Amundi US supports compensation plans that link pay to shareholder returns and believes that management has the best understanding of the level of compensation needed to attract and retain qualified people. At the same time, stock-related compensation plans have a significant economic impact and a direct effect on the balance sheet. Therefore, while we do not want to micromanage a company's compensation programs, we place limits on the potential dilution these plans may impose.

Amundi US will vote for:

- 401(k) benefit plans.
- Employee stock ownership plans (ESOPs), as long as shares allocated to ESOPs are less than 5% of outstanding shares. Larger blocks of stock in ESOPs can serve as a takeover defense. We will support proposals to submit ESOPs to shareholder vote.
- Various issues related to the Omnibus Budget and Reconciliation Act of 1993 (OBRA), including:
  - Amendments to performance plans to conform with OBRA;
  - Caps on annual grants or amendments of administrative features;
  - Adding performance goals; and
  - Cash or cash-and-stock bonus plans.
- Establish a process to link pay, including stock-option grants, to performance, leaving specifics of implementation to the company.
- Require that option repricing be submitted to shareholders.
- Require the expensing of stock-option awards.
- Require reporting of executive retirement benefits (deferred compensation, split dollar life insurance, SERPs, and pension benefits).





2006f#1W#&amp;FLp8cGf

- Employee stock purchase plans where the purchase price is equal to at least 85% of the market price, where the offering period is no greater than 27 months and where potential dilution (as defined below) is no greater than 10%.

We will vote on a case-by-case basis on the following issues:

- Shareholder proposals seeking additional disclosure of executive and director pay information.
- Executive and director stock-related compensation plans. We will consider the following factors when reviewing these plans:
  - The program must be of a reasonable size. We will approve plans where the combined employee and director plans together would generate less than 15% dilution. We will reject plans with 15% or more potential dilution.
 
$$\text{Dilution} = (A + B + C) / (A + B + C + D), \text{ where}$$
    - A = Shares reserved for plan/amendment,
    - B = Shares available under continuing plans,
    - C = Shares granted but unexercised and
    - D = Shares outstanding.
  - The plan must not:
    - Explicitly permit unlimited option repricing authority or have allowed option repricing in the past without shareholder approval.
    - Be a self-replenishing “evergreen” plan or a plan that grants discount options and tax offset payments.
  - We are generally in favor of proposals that increase participation beyond executives.
  - We generally support proposals asking companies to adopt rigorous vesting provisions for stock option plans such as those that vest incrementally over, at least, a three- or four-year period with a pro rata portion of the shares becoming exercisable on an annual basis following grant date.
  - We generally support proposals asking companies to disclose their window period policies for stock transactions. Window period policies ensure that employees do not exercise options based on insider information contemporaneous with quarterly earnings releases and other material corporate announcements.
  - We generally support proposals asking companies to adopt stock holding periods for their executives.
- All other employee stock purchase plans.
- All other compensation-related proposals, including deferred compensation plans, employment agreements, loan guarantee programs and retirement plans.



2006#1W#&amp;D#u5hGb

- All other proposals regarding stock compensation plans, including extending the life of a plan, changing vesting restrictions, repricing options, lengthening exercise periods or accelerating distribution of awards and pyramiding and cashless exercise programs.

We will vote against:

- Pensions for non-employee directors. We believe these retirement plans reduce director objectivity.
- Elimination of stock option plans.

We will vote on a case-by case basis on these issues:

- Limits on executive and director pay.
- Stock in lieu of cash compensation for directors.

### **Corporate Governance**

Amundi US will vote for:

- Confidential voting.
- Equal access provisions, which allow shareholders to contribute their opinions to proxy materials.
- Proposals requiring directors to disclose their ownership of shares in the company.

We will vote on a case-by-case basis on the following issues:

- Change in the state of incorporation. We will support reincorporations 16 supported by valid business reasons. We will oppose those that appear to be solely for the purpose of strengthening takeover defenses.



2006#1W#&amp;D#wS6Gg

- Bundled proposals. We will evaluate the overall impact of the proposal.
- Adopting or amending the charter, bylaws or articles of association.
- Shareholder appraisal rights, which allow shareholders to demand judicial review of an acquisition price.

**We will vote against:**

- Shareholder advisory committees. While management should solicit shareholder input, we prefer to leave the method of doing so to management's discretion.
- Limitations on stock ownership or voting rights.
- Reduction in share ownership disclosure guidelines.

**Mergers and Restructurings**

Amundi US will vote on the following and similar issues on a case-by-case basis:

- Mergers and acquisitions.
- Corporate restructurings, including spin-offs, liquidations, asset sales, joint ventures, conversions to holding company and conversions to self-managed REIT structure.
- Debt restructurings.
- Conversion of securities.
- Issuance of shares to facilitate a merger.
- Private placements, warrants, convertible debentures.
- Proposals requiring management to inform shareholders of merger opportunities.

We will normally vote against shareholder proposals requiring that the company be put up for sale.

**Investment Companies**

Many of our portfolios may invest in shares of closed-end funds or open-end funds (including exchange-traded funds). The non-corporate structure of these investments raises several unique proxy voting issues.

Amundi US will vote for:

- Establishment of new classes or series of shares.
- Establishment of a master-feeder structure.



Amundi US will vote on a case-by-case basis on:

- Changes in investment policy. We will normally support changes that do not affect the investment objective or overall risk level of the fund. We will examine more fundamental changes on a case-by-case basis.
- Approval of new or amended advisory contracts.
- Changes from closed-end to open-end format.
- Election of a greater number of independent directors.
- Authorization for, or increase in, preferred shares.
- Disposition of assets, termination, liquidation, or mergers.
- Classified boards of closed-end funds, but will typically support such proposals.

In general, business development companies (BDCs) are not considered investment companies for these purposes but are treated as corporate issuers.

### **Environmental and Social Issues**

Amundi US believes that environmental and social issues may influence corporate performance and economic return. Indeed, by analyzing all of a company's risks and opportunities, Amundi US can better assess its intrinsic value and long-term economic prospects.

When evaluating proxy proposals relating to environmental or social issues, decisions are made on a case-by-case basis. We consider each of these proposals based on the impact to the company's shareholders and economic return, the specific circumstances at each individual company, any potentially adverse economic concerns, and the current policies and practices of the company.

For example, shareholder proposals relating to environmental and social issues, and on which we will vote on a base-by-case basis, may include those seeking that a company:

- Conduct studies regarding certain environmental or social issues;
- Study the feasibility of the company taking certain actions with regard to such issues; or
- Take specific action, including adopting or ceasing certain behavior and adopting company standards and principles, in relation to such issues.

In general, Amundi US believes these issues are important and should receive management attention.

Amundi US will support proposals where we believe the proposal, if implemented, would improve the prospects for the long-term success of the business and would provide value to the company and its shareholders. Amundi US may abstain on shareholder proposals with regard to environmental and social issues in cases where we believe the proposal, if implemented, would not be in the economic interests of the company, or where implementing the proposal would constrain management flexibility or would be unduly difficult, burdensome or costly.



2006#1W#&amp;D#&amp;HdGK

**PIONEER INVESTMENTS**  
**AR NON-AUTOMATED**Donnelley Financial  
NoneFWPLAN-PRO5  
24.12.09.0LSW pf\_rend  
ICA

27-Dec-2024 16:47 EST

**891245 ITEM 8 15** 3\*  
HTM ESS 0C

Page 1 of 1

When evaluating proxy proposals relating to environmental or social issues, Amundi US may consider the following factors or other factors deemed relevant, given such weight as deemed appropriate:

- approval of the proposal helps improve the company's practices;
- approval of the proposal can improve shareholder value;
- the company's current stance on the topic is likely to have negative effects on its business position or reputation in the short, medium, or long term;
- the company has already put appropriate action in place to respond to the issue contained in the proposal;
- the company's reasoning against approving the proposal responds appropriately to the various points mentioned by the shareholder when the proposal was presented;
- the solutions recommended in the proposal are relevant and appropriate, and if the topic of the proposal would not be better addressed through another means.

In the event of failures in risk management relating to environmental and social issues, Amundi US may vote against the election of directors responsible for overseeing those areas. Issues of special concern to Amundi US include corporate commitments to mitigating climate effects; achieving a diverse board of directors and employee base; And maintaining sound and safe working conditions, equitable compensation practices, and opportunities for career advancement. Amundi US will vote against proposals calling for substantial changes in the company's business or activities. We will also normally vote against proposals with regard to contributions, believing that management should control the routine disbursement of funds. In each case, fundamental consideration governing votes cast on behalf of any of the Pioneer Funds in these areas is Amundi US' assessment of the potential impact on shareholder value.

### **Conflicts of Interest**

Amundi US recognizes that in certain circumstances a conflict of interest may arise when Amundi US votes a proxy.

A conflict of interest occurs when Amundi US' interests interfere, or appear to interfere, with the interests of Amundi US' clients.

A conflict may be actual or perceived and may exist, for example, when the matter to be voted on concerns:

- An affiliate of Amundi US, such as another company belonging to the Credit Agricole banking group ("Credit Agricole Affiliate");
- An issuer of a security for which Amundi US acts as a sponsor, advisor, manager, custodian, distributor, underwriter, broker, or other similar capacity (including those securities specifically declared by its parent Amundi to present a conflict of interest for Amundi US);



- An issuer of a security for which Amundi has informed Amundi US that a Credit Agricole Affiliate acts as a sponsor, advisor, manager, custodian, distributor, underwriter, broker, or other similar capacity; or
- A person with whom Amundi US (or any of its affiliates) has an existing, material contract or business relationship.

Any member of the Proxy Voting Oversight Group and any other associate involved in the proxy voting process with knowledge of any apparent or actual conflict of interest must disclose such conflict to the Proxy Coordinator and the Chief Compliance Officer of Amundi US and the Funds. If any associate is lobbied or pressured with respect to any voting decision, whether within or outside of Amundi US, he or she should contact a member of the Proxy Voting Oversight Group or Amundi US' Chief Compliance Officer.

The Proxy Voting Oversight Group will review each item referred to Amundi US by the proxy voting service to determine whether an actual or potential conflict of interest exists in connection with the proposal(s) to be voted upon. The review will be conducted by comparing the apparent parties affected by the proxy proposal being voted upon against the Controller's and Compliance Department's internal list of interested persons and, for any matches found, evaluating the anticipated magnitude and possible probability of any conflict of interest being present. The Proxy Voting Oversight Group may cause any of the following actions to be taken when a conflict of interest is present:

- Vote the proxy in accordance with the vote indicated under "Voting Guidelines," if a vote is indicated, or
- Direct the independent proxy voting service to vote the proxy in accordance with its independent assessment or that of another independent adviser appointed by Amundi US or the applicable client for this purpose.

If the Proxy Voting Oversight Group perceives a material conflict of interest, the Group may also choose to disclose the conflict to the affected clients and solicit their consent to proceed with the vote or their direction (including through a client's fiduciary or other adviser), or may take such other action in good faith (in consultation with counsel) that would protect the interests of clients.

For each referral item, the determination regarding the presence or absence of any actual or potential conflict of interest will be documented in a Conflicts of Interest Report prepared by the Proxy Coordinator.

The Proxy Voting Oversight Group will review periodically the independence of the proxy voting service. This may include a review of the service's conflict management procedures and other documentation and an evaluation as to whether the service continues to have the competency and capacity to vote proxies.

#### **Decisions Not to Vote Proxies**

Although it is Amundi US' general policy to vote all proxies in accordance with the principles set forth in this policy, there may be situations in which the Proxy Voting Oversight Group does not vote a proxy referred to it. For example, because of the potential conflict of interest inherent in voting shares of a Credit Agricole Affiliate, Amundi US will abstain from voting the shares unless otherwise directed by a client. In such a case, the Proxy Coordinator will inform Amundi Compliance before exercising voting rights.



2006#1W#&amp;DS1X6oy

There exist other situations in which the Proxy Voting Oversight Group may refrain from voting a proxy. For example, if the cost of voting a foreign security outweighs the benefit of voting, the Group may not vote the proxy. The Group may not be given enough time to process a vote, perhaps because its receives a meeting notice too late or it cannot obtain a translation of the agenda in the time available. If Amundi US has outstanding "sell" orders, the proxies for shares subject to the order may not be voted to facilitate the sale. Although Amundi US may hold shares on a company's record date, if the shares are sold prior to the meeting date the Group may decide not to vote those shares.

### Recordkeeping

The Proxy Coordinator shall ensure that Amundi US' proxy voting service:

- Retains a copy of each proxy statement received (unless the proxy statement is available from the SEC's Electronic Data Gathering, Analysis, and Retrieval (EDGAR) system);
- Retains a record of the vote cast;
- Prepares Form N-PX for filing on behalf of each client that is a registered investment company; and
- Is able to promptly provide Amundi US with a copy of the voting record upon its request.

The Proxy Coordinator shall ensure that for those votes that may require additional documentation (i.e. conflicts of interest, exception votes and case-by-case votes) the following records are maintained:

- A record memorializing the basis for each referral vote cast;
- A copy of any document created by Amundi US that was material in making the decision on how to vote the subject proxy;
- A copy of any recommendation or analysis furnished by the proxy voting service; and
- A copy of any conflict notice, conflict consent or any other written communication (including emails or other electronic communications) to or from the client (or in the case of an employee benefit plan, the plan's trustee or other fiduciaries) regarding the subject proxy vote cast by, or the vote recommendation of, Amundi US.

Amundi US shall maintain the above records in the client's file in accordance with applicable regulations.

Copies of this policy, and copies of records related to this policy shall be kept in accordance with Amundi US' Books and Records Policy. This policy and procedure shall be periodically reviewed and updated consistent with the requirements and standards established by Amundi US.

### Escalation and Management Reporting

#### Escalation

It is each associate's responsibility to contact his or her business unit head, the Proxy Coordinator, a member of the Proxy Voting Oversight Group or Amundi US' Chief Compliance Officer if he or she becomes aware of any possible noncompliance with this policy.



### Management Reporting

Reporting is done to senior leadership on an as needed basis.

### Training

Amundi US will conduct periodic training regarding proxy voting and this policy. It is the responsibility of the business line policy owner and the applicable Compliance Department to coordinate and conduct such training.

### Review and Approval

#### Review

This Policy must be reviewed and validated annually (12-months) by the Policy Contact or designee, in conjunction with the Policy Owner and relevant stakeholders.

#### Approval

Material Updates to this Policy must be approved by the Pioneer Funds' Board of Trustees and/or US Compliance Committee, as necessary.

### Related regulations

- Rule 30b1-4, Rule 31a1-3, and Rule 38a-1 under the Investment Company Act of 1940
- Rule 206(4)-6 and Rule 204-2 under the Investment Advisers Act of 1940
- Form N-1A
- Form N-PX





2006#1W#&amp;D55ikG3

Item 10. REMUNERATION PAID TO DIRECTORS, OFFICERS, AND OTHERS OF OPEN-END MANAGEMENT INVESTMENT COMPANIES. (Unaudited)

Each Board Member also serves as a Board Member of other Funds in the Pioneer Family of Funds complex. Annual retainer fees and attendance fees are allocated to each Fund based on net assets. Trustees' fees paid by the Fund are within Item 7. Statement of Operations as Trustees' fees and expenses.

Item 11. STATEMENT REGARDING BASIS FOR APPROVAL OF INVESTMENT ADVISORY CONTRACT. (Unaudited)

**Pioneer High Yield Fund**  
**Approval of Renewal of Investment Management Agreement**

Amundi Asset Management US, Inc. ("Amundi US") serves as the investment adviser to Pioneer High Yield Fund (the "Fund") pursuant to an investment management agreement between Amundi US and the Fund. In order for Amundi US to remain the investment adviser of the Fund, the Trustees of the Fund, including a majority of the Fund's Independent Trustees, must determine annually whether to renew the investment management agreement for the Fund.

The contract review process began in January 2024 as the Trustees of the Fund agreed on, among other things, an overall approach and timeline for the process. Contract review materials were provided to the Trustees in March 2024, July 2024 and September 2024. In addition, the Trustees reviewed and discussed the Fund's performance at regularly scheduled meetings throughout the year, and took into account other information related to the Fund provided to the Trustees at regularly scheduled meetings, in connection with the review of the Fund's investment management agreement.

In March 2024, the Trustees, among other things, discussed the memorandum provided by Fund counsel that summarized the legal standards and other considerations that are relevant to the Trustees in their deliberations regarding the renewal of the investment management agreement, and reviewed and discussed the qualifications of the investment management teams for the Fund, as well as the level of investment by the Fund's portfolio managers in the Fund. In July 2024, the Trustees, among other things, reviewed the Fund's management fees and total expense ratios, the financial statements of Amundi US and its parent companies, profitability analyses provided by Amundi US, and analyses from Amundi US as to possible economies of scale. The Trustees also reviewed the profitability of the institutional business of Amundi US as compared to that of Amundi US's fund management business, and considered the differences between the fees and expenses of the Fund and the fees and expenses of Amundi US's institutional accounts, as well as the different services provided by Amundi US to the Fund and to the institutional accounts. The Trustees further considered contract review materials, including additional materials received in response to the Trustees' request, in September 2024.

At a meeting held on September 17, 2024, based on their evaluation of the information provided by Amundi US and third parties, the Trustees of the Fund, including the Independent Trustees voting separately advised by independent counsel, unanimously approved the renewal of the investment management agreement for another year. In approving the renewal of the investment management agreement, the Trustees considered various factors that they determined were relevant, including the factors described below. The Trustees did not identify any single factor as the controlling factor in determining to approve the renewal of the agreement.



2006f#1W#&amp;DS6rzo

**Nature, Extent and Quality of Services.** The Trustees considered the nature, extent and quality of the services that had been provided by Amundi US to the Fund, taking into account the investment objective and strategy of the Fund. The Trustees also reviewed Amundi US's investment approach for the Fund and its research process. The Trustees considered Amundi US' integration of environmental, social and governance (ESG) considerations into its investment research process. The Trustees considered the resources of Amundi US and the personnel of Amundi US who provide investment management services to the Fund. They also reviewed the amount of non-Fund assets managed by the portfolio managers of the Fund. They considered the non-investment resources and personnel of Amundi US that are involved in Amundi US's services to the Fund, including Amundi US's compliance, risk management, and legal resources and personnel. The Trustees considered the compliance services being provided to the Fund by Amundi US and how Amundi US has addressed any compliance issues during the past year. The Trustees noted the substantial attention and high priority given by Amundi US's senior management to the Pioneer Fund complex, including with respect to the increasing regulation to which the Pioneer Funds are subject.

The Trustees considered that Amundi US supervises and monitors the performance of the Fund's service providers and provides the Fund with personnel (including Fund officers) and other resources that are necessary for the Fund's business management and operations. The Trustees also considered that, as administrator, Amundi US is responsible for the administration of the Fund's business and other affairs. The Trustees considered that the Fund reimburses Amundi US its pro rata share of Amundi US's costs of providing administration services to the Pioneer Funds.

Based on these considerations, the Trustees concluded that the nature, extent and quality of services that had been provided by Amundi US to the Fund were satisfactory and consistent with the terms of the investment management agreement.

**Performance of the Fund.** In considering the Fund's performance, the Trustees regularly review and discuss throughout the year data prepared by Amundi US and information comparing the Fund's performance with the performance of its peer group of funds, as classified by Morningstar, Inc. (Morningstar), and with the performance of the Fund's benchmark index. They also discuss the Fund's performance with Amundi US on a regular basis. The Trustees' regular reviews and discussions were factored into the Trustees' deliberations concerning the renewal of the investment management agreement.

**Management Fee and Expenses.** The Trustees considered information showing the fees and expenses of the Fund in comparison to the management fees of its peer group of funds as classified by Morningstar and also to the expense ratios of a peer group of funds selected on the basis of criteria determined by the Independent Trustees for this purpose using data provided by Strategic Insight Mutual Fund Research and Consulting, LLC (Strategic Insight), an independent third party. The peer group comparisons referred to below are organized in quintiles. Each quintile represents one-fifth of the peer group. In all peer group comparisons referred to below, first quintile is most favorable to the Fund's shareowners. The Trustees noted that they separately review and consider the impact of the Fund's transfer agency and Fund- and Amundi US-paid expenses for sub-transfer agency and intermediary arrangements, and that the results of the most recent such review were considered in the consideration of the Fund's expense ratio.



2006#1W#&amp;D@pW56\

The Trustees considered that the Fund's management fee for the most recent fiscal year was in the fifth quintile relative to the management fees paid by other funds in its Morningstar category for the comparable period. The Trustees also considered the breakpoints in the management fee schedule and the reduced fee rates above certain asset levels. The Trustees noted Amundi US's explanation of the reasons that the Fund's management fee was in the fifth quintile relative to the management fees paid by other funds in its Morningstar category. The Trustees considered that the expense ratio of the Fund's Class Y shares for the most recent fiscal year was in the fifth quintile relative to its Strategic Insight peer group for the comparable period. The Trustees considered that the expense ratio of the Fund's Class A shares for the most recent fiscal year was in the fourth quintile relative to its Strategic Insight peer group for the comparable period. The Trustees noted Amundi US's explanation of the reasons that the expense ratio of the Fund's Class Y shares was in the fifth quintile relative to its Strategic Insight peer group and the expense ratio of the Fund's Class A shares was in the fourth quintile relative to its Strategic Insight peer group. The Trustees noted that Amundi US had agreed to waive fees and/or reimburse expenses in order to limit the ordinary operating expenses of the Fund.

The Trustees reviewed management fees charged by Amundi US to institutional and other clients, including publicly offered European funds sponsored by Amundi US's affiliates, unaffiliated U.S. registered investment companies (in a sub-advisory capacity), and unaffiliated foreign and domestic separate accounts. The Trustees also considered Amundi US's costs in providing services to the Fund and Amundi US's costs in providing services to the other clients and considered the differences in management fees and profit margins for fund and non-fund services. In evaluating the fees associated with Amundi US's client accounts, the Trustees took into account the respective demands, resources and complexity associated with the Fund and other client accounts. The Trustees noted that, in some instances, the fee rates for those clients were lower than the management fee for the Fund and considered that, under the investment management and administration agreements with the Fund, Amundi US performs additional services for the Fund that it does not provide to those other clients or services that are broader in scope, including oversight of the Fund's other service providers and activities related to compliance and the extensive regulatory and tax regimes to which the Fund is subject. The Trustees also considered the entrepreneurial risks associated with Amundi US's management of the Fund.

The Trustees concluded that the management fee payable by the Fund to Amundi US was reasonable in relation to the nature and quality of the services provided by Amundi US.

**Profitability.** The Trustees considered information provided by Amundi US regarding the profitability of Amundi US with respect to the advisory services provided by Amundi US to the Fund, including the methodology used by Amundi US in allocating certain of its costs to the management of the Fund. The Trustees also considered Amundi US's profit margin in connection with the overall operation of the Fund. They further reviewed the financial results, including the profit margins, realized by Amundi US from non-fund businesses. The Trustees considered Amundi US's profit margins in comparison to the limited industry data available and noted that the profitability of any adviser was affected by numerous factors, including its organizational structure and method for allocating expenses. The Trustees concluded that Amundi US's profitability with respect to the management of the Fund was not unreasonable.

**Economies of Scale.** The Trustees considered Amundi US's views relating to economies of scale in connection with the Pioneer Funds as fund assets grow and the extent to which any such economies of scale are shared with the Fund and Fund shareholders. The Trustees noted the breakpoints in the management fee schedule. The Trustees recognize that economies of scale are difficult to identify and quantify, and that, among other factors that may be relevant, are the following: fee levels, expense subsidization, investment by Amundi US in research and analytical capabilities and Amundi US's commitment and resource allocation to the Fund. The Trustees noted that profitability also may be an indicator of the availability of any economies of scale, although profitability may vary for other reasons including due to reductions in expenses. The Trustees concluded that economies of scale, if any, were being appropriately shared with the Fund.



2006#1W#&amp;D@meG

**Other Benefits.** The Trustees considered the other benefits that Amundi US enjoys from its relationship with the Fund. The Trustees considered the character and amount of fees paid or to be paid by the Fund, other than under the investment management agreement, for services provided by Amundi US and its affiliates. The Trustees further considered the revenues and profitability of Amundi US's businesses other than the Fund business. To the extent applicable, the Trustees also considered the benefits to the Fund and to Amundi US and its affiliates from the use of "soft" commission dollars generated by the Fund to pay for research and brokerage services.

The Trustees considered that Amundi US is the principal U.S. asset management business of Amundi, which is one of the largest asset managers globally. Amundi's worldwide asset management business manages over \$2.1 trillion in assets (including the Pioneer Funds). . The Trustees noted that Amundi US has access to additional research and portfolio management capabilities as a result of its relationship with Amundi and Amundi's global presence. The Trustees considered that Amundi US and the Fund receive reciprocal intangible benefits from the relationship, including mutual brand recognition and, for the Fund, direct and indirect access to the resources of a large global asset manager. The Trustees concluded that any such benefits received by Amundi US as a result of its relationship with the Fund were reasonable.

**Conclusion.** After consideration of the factors described above as well as other factors, the Trustees, including the Independent Trustees, concluded that the investment management agreement for the Fund, including the fees payable thereunder, was fair and reasonable and voted to approve the proposed renewal of the investment management agreement.

**ITEM 12. DISCLOSURE OF PROXY VOTING POLICIES AND PROCEDURES FOR CLOSED-END MANAGEMENT INVESTMENT COMPANIES. (Unaudited)**

A closed-end management investment company that is filing an annual report on this Form N-CSR must, unless it invests exclusively in non-voting securities, describe the policies and procedures that it uses to determine how to vote proxies relating to portfolio securities, including the procedures that the company uses when a vote presents a conflict between the interests of its shareholders, on the one hand, and those of the company's investment adviser; principal underwriter; or any affiliated person (as defined in Section 2(a)(3) of the Investment Company Act of 1940 (15 U.S.C. 80a-2(a)(3)) and the rules thereunder) of the company, its investment adviser, or its principal underwriter, on the other. Include any policies and procedures of the company's investment adviser, or any other third party, that the company uses, or that are used on the company's behalf, to determine how to vote proxies relating to portfolio securities.

Not applicable to open-end management investment companies.

**ITEM 13. PORTFOLIO MANAGERS OF CLOSED-END MANAGEMENT INVESTMENT COMPANIES.**

(a) If the registrant is a closed-end management investment company that is filing an annual report on this Form N-CSR, provide the following information:

(1) State the name, title, and length of service of the person or persons employed by or associated with the registrant or an investment adviser of the registrant who are primarily responsible for the day-to-day management of the registrant's portfolio ("Portfolio Manager"). Also state each Portfolio Manager's business experience during the past 5 years.

Not applicable to open-end management investment companies.



2006f#1W#&amp;D@uqyGc

**ITEM 14. PURCHASES OF EQUITY SECURITIES BY CLOSED-END MANAGEMENT INVESTMENT COMPANY AND AFFILIATED PURCHASERS.**

(a) If the registrant is a closed-end management investment company, in the following tabular format, provide the information specified in paragraph (b) of this Item with respect to any purchase made by or on behalf of the registrant or any affiliated purchaser, as defined in Rule 10b-18(a)(3) under the Exchange Act (17 CFR 240.10b-18(a)(3)), of shares or other units of any class of the registrant's equity securities that is registered by the registrant pursuant to Section 12 of the Exchange Act (15 U.S.C. 781).

Not applicable to open-end management investment companies.

**ITEM 15. SUBMISSION OF MATTERS TO A VOTE OF SECURITY HOLDERS.**

Describe any material changes to the procedures by which shareholders may recommend nominees to the registrant's board of directors, where those changes were implemented after the registrant last provided disclosure in response to the requirements of Item 407(c)(2)(iv) of Regulation S-R (17 CFR 229.407) (as required by Item 22(b)(15)) of Schedule 14A (17 CFR 240.14a-101), or this Item.

There have been no material changes to the procedures by which the shareholders may recommend nominees to the registrant's board of directors since the registrant last provided disclosure in response to the requirements of Item 407(c)(2)(iv) of Regulation S-R of Schedule 14(A) in its definitive proxy statement, or this item.

**ITEM 16. CONTROLS AND PROCEDURES.**

(a) Disclose the conclusions of the registrant's principal executive and principal financial officers, or persons performing similar functions, regarding the effectiveness of the registrant's disclosure controls and procedures (as defined in Rule 30a-3(c) under the Act (17 CFR 270.30a-3(c))) as of a date within 90 days of the filing date of the report that includes the disclosure required by this paragraph, based on the evaluation of these controls and procedures required by Rule 30a-3(b) under the Act (17 CFR 270.30(a)-3(b) and Rules 13a-15(b) or 15d-15(b) under the Exchange Act (17 CFR 240.13a-15(b) or 240.15d-15(b)).

The registrant's principal executive officer and principal financial officer have concluded that the registrant's disclosure controls and procedures are effective based on the evaluation of these controls and procedures as of a date within 90 days of the filing date of this report.

(b) Disclose any change in the registrant's internal control over financial reporting (as defined in Rule 30a-3(d) under the Act (17 CFR 270.30a-3(d))) that occurred during the period covered by this report that has materially affected, or is reasonably likely to materially affect, the registrant's internal control over financial reporting.

There were no significant changes in the registrant's internal control over financial reporting that occurred during the period covered by this report that have materially affected, or are reasonably likely to materially affect, the registrant's internal control over financial reporting.



2006#1W#&amp;D@yf1G2

**PIONEER INVESTMENTS**  
**AR NON-AUTOMATED**Donnelley Financial  
NoneFWPLAN-PRO3  
24.12.09.0LSW pf\_rend  
ICA

27-Dec-2024 16:47 EST

**891245 ITEM8 24** 4\*  
HTM ESS 0C

Page 1 of 1

**Item 17. DISCLOSURE OF SECURITIES LENDING ACTIVITIES FOR CLOSED-END MANAGEMENT INVESTMENT COMPANIES.**

(a) If the registrant is a closed-end management investment company, provide the following dollar amounts of income and compensation related to the securities lending activities of the registrant during its most recent fiscal year:

N/A

(1) Gross income from securities lending activities;

N/A

(2) All fees and/or compensation for each of the following securities lending activities and related services: any share of revenue generated by the securities lending program paid to the securities lending agent(s) (revenue split); fees paid for cash collateral management services (including fees deducted from a pooled cash collateral reinvestment vehicle) that are not included in the revenue split; administrative fees that are not included in the revenue split; fees for indemnification that are not included in the revenue split; rebates paid to borrowers; and any other fees relating to the securities lending program that are not included in the revenue split, including a description of those other fees;

N/A

(3) The aggregate fees/compensation disclosed pursuant to paragraph (2); and

N/A

(4) Net income from securities lending activities (i.e., the dollar amount in paragraph (1) minus the dollar amount in paragraph (3)).

If a fee for a service is included in the revenue split, state that the fee is included in the revenue split.

N/A

(b) If the registrant is a closed-end management investment company, describe the services provided to the registrant by the securities lending agent in the registrants most recent fiscal year.

N/A

**Item 18. RECOVERY OF ERRONEOUSLY AWARDED COMPENSATION.**

N/A

**ITEM 19. EXHIBITS.**

(a) File the exhibits listed below as part of this Form. Letter or number the exhibits in the sequence indicated.

[\(1\) Any code of ethics, or amendment thereto, that is the subject of the disclosure required by Item 2, to the extent that the registrant intends to satisfy the Item 2 requirements through filing of an exhibit.](#)

[\(2\) A separate certification for each principal executive officer and principal financial officer of the registrant as required by Rule 30a-2\(a\) under the Act \(17 CFR 270.30a-2\(a\)\), exactly as set forth below:](#)

Filed herewith.



2006#1W#&D@zoJoG

<b>PIONEER INVESTMENTS</b>	Donnelley Financial	FWPLAN-PRO3 24.12.09.0	LSW pf_rend	27-Dec-2024 16:47 EST	<b>891245 ITEM8 25</b>	4*
<b>AR NON-AUTOMATED</b>	None		ICA		HTM ESS	0C

[\(b\) Certifications pursuant to Rule 30a-2\(b\) under the 1940 Act and Section 906 of the Sarbanes-Oxley Act of 2002 are attached hereto.](#)

(3) Not applicable.



SIGNATURES

[See General Instruction F]

Pursuant to the requirements of the Securities Exchange Act of 1934 and the Investment Company Act of 1940, the registrant has duly caused this report to be signed on its behalf by the undersigned, thereunto duly authorized.

(Registrant) Pioneer High Yield Fund

By (Signature and Title)\* /s/ Lisa M. Jones  
Lisa M. Jones, Principal Executive Officer

Date January 6, 2025

Pursuant to the requirements of the Securities Exchange Act of 1934 and the Investment Company Act of 1940, this report has been signed below by the following persons on behalf of the registrant and in the capacities and on the dates indicated.

By (Signature and Title)\* /s/ Lisa M. Jones  
Lisa M. Jones, Principal Executive Officer

Date January 6, 2025

By (Signature and Title)\* /s/ Anthony J. Koenig, Jr.  
Anthony J. Koenig, Jr., Principal Financial Officer

Date January 6, 2025

\* Print the name and title of each signing officer under his or her signature.





2006#1W#&D@!xaGT

**CODE OF ETHICS**

**FOR**

**SENIOR OFFICERS**

**POLICY**

This Code of Ethics for Senior Officers (this “Code”) sets forth the policies, practices and values expected to be exhibited by Senior Officers of the Pioneer Funds (collectively, the “Funds” and each, a “Fund”). This Code does not apply generally to officers and employees of service providers to the Funds, including Amundi Asset Management US, Inc., and Amundi Distributor US, Inc. (collectively, “Amundi US”), unless such officers and employees are also Senior Officers.

The term “Senior Officers” shall mean the principal executive officer, principal financial officer, principal accounting officer and controller of the Funds, although one person may occupy more than one such office. Each Senior Officer is identified by title in Exhibit A to this Code.

The Chief Compliance Officer (“CCO”) of the Pioneer Funds is primarily responsible for implementing and monitoring compliance with this Code, subject to the overall supervision of the Board of Trustees of the Funds (the “Board”). The CCO has the authority to interpret this Code and its applicability to particular situations. Any questions about this Code should be directed to the CCO or his or her designee.

**PURPOSE**

The purposes of this Code are to:

- Promote honest and ethical conduct, including the ethical handling of actual or apparent conflicts of interest between personal and professional relationships;
- Promote full, fair, accurate, timely and understandable disclosure in reports and documents that the Fund files with, or submits to, the Securities and Exchange Commission (“SEC”) and in other public communications made by the Fund;



- Promote compliance with applicable laws and governmental rules and regulations;
- Promote the prompt internal reporting of violations of the Code to an appropriate person or persons identified in the Code; and
- Establish accountability for adherence to the Code.

Each Senior Officer should adhere to a high standard of business ethics and should be sensitive to situations that may give rise to actual as well as apparent conflicts of interest.

**RESPONSIBILITIES OF SENIOR OFFICERS**

**Conflicts of Interest**

A “conflict of interest” occurs when a Senior Officer’s private interests interfere in any way – or even appear to interfere – with the interests of or his/her service to a Fund. A conflict can arise when a Senior Officer takes actions or has interests that may make it difficult to perform his or her Fund work objectively and effectively. Conflicts of interest also arise when a Senior Officer or a member of his/her family receives improper personal benefits as a result of the Senior Officer’s position with the Fund.

Certain conflicts of interest arise out of the relationships between Senior Officers and the Fund and already are subject to conflict of interest provisions in the Investment Company Act of 1940, as amended (the “ICA”), and the Investment Advisers Act of 1940, as amended (the “IAA”). For example, Senior Officers may not individually engage in certain transactions (such as the purchase or sale of securities or other property) with the Funds because of their status as “affiliated persons” of the Funds. The Fund’s and Amundi US’ compliance programs and procedures are designed to prevent, or identify and correct, violations of these provisions. This Code does not, and is not intended to, repeat or replace such policies and procedures, and such conflicts fall outside of the parameters of this Code.

Although typically not presenting an opportunity for improper personal benefit, conflicts arise as a result of the contractual relationship between the Fund and Amundi US because the Senior Officers are officers or employees of both. As a result, this Code recognizes that Senior Officers will, in the normal course of their duties (whether formally for a Fund or for Amundi US, or for both), be involved in establishing policies and implementing decisions that will have different effects on Amundi US and the Fund. The participation of Senior Officers in such activities is inherent in the contractual relationship between a Fund and Amundi US and is consistent with the performance by the Senior Officers of their duties as officers of the Fund and, if addressed in conformity with the provisions of the ICA and the IAA, will be deemed to have been handled ethically. In addition, it is recognized by the Board that Senior Officers may also be officers of investment companies other than the Pioneer Funds.

Other conflicts of interest are covered by this Code, even if such conflicts of interest are not subject to provisions of the ICA or the IAA. In reading the following examples of conflicts of interest under this Code, Senior Officers should keep in mind that such a list cannot ever be exhaustive or cover every possible scenario. It follows that the overarching principle is that the personal interest of a Senior Officer should not be placed improperly before the interest of a Fund.



2006#1W#&D#27RoP

Each Senior Officer must:

- Not use his or her personal influence or personal relationships improperly to influence investment decisions or financial reporting by a Fund whereby the Senior Officer would benefit personally to the detriment of the Fund;
- Not cause a Fund to take action, or fail to take action, for the individual personal benefit of the Senior Officer rather than the benefit of the Fund; and
- Report at least annually any affiliations or other relationships that give rise to conflicts of interest.

Any material conflict of interest situation should be approved by the CCO, his or her designee or the Board. Examples of these include:

- Service as a director on the board of any public or private company;
- The receipt of any gift with a value in excess of an amount established from time to time by Amundi US' Business Gift and Entertainment Policy from any single non-relative person or entity. Customary business lunches, dinners and entertainment at which both the Senior Officer and the giver are present, and promotional items of insignificant value are exempt from this prohibition;
- The receipt of any entertainment from any company with which a Fund has current or prospective business dealings unless such entertainment is business-related, reasonable in cost, appropriate as to time and place, and not so frequent as to raise any question of impropriety;
- Any ownership interest in, or any consulting or employment relationship with, any of a Fund's service providers other than its investment adviser, principal underwriter, administrator or any affiliated person thereof; and
- A direct or indirect financial interest in commissions, transaction charges or spreads paid by a Fund for effecting portfolio transactions or for selling or redeeming shares other than an interest arising from the Senior Officer's employment, such as compensation or equity ownership.

**Corporate Opportunities**

Senior Officers may not (a) take for themselves personally opportunities that are discovered through the use of a Fund's property, information or position; (b) use a Fund's property, information, or position for personal gain; or (c) compete with a Fund. Senior Officers owe a duty to the Funds to advance their legitimate interests when the opportunity to do so arises.



**Confidentiality**

Senior Officers should maintain the confidentiality of information entrusted to them by the Funds, except when disclosure is authorized or legally mandated. Confidential information includes all non-public information that might be of use to competitors, or harmful to the Funds, if disclosed.

**Fair dealing with Fund shareholders, suppliers, and competitors**

Senior Officers should endeavor to deal fairly with the Funds’ shareholders, suppliers, and competitors. Senior Officers should not take unfair advantage of anyone through manipulation, concealment, abuse of privileged information, misrepresentation of material facts, or any other unfair-dealing practice. Senior Officers should not knowingly misrepresent or cause others to misrepresent facts about a Fund to others, whether within or outside the Fund, including to the Board, the Funds’ auditors or to governmental regulators and self-regulatory organizations.

**Compliance with Law**

Each Senior Officer must not knowingly violate any law, rule and regulation applicable to his or her activities as an officer of the Funds. In addition, Senior Officers are responsible for understanding and promoting compliance with the laws, rules and regulations applicable to his or her particular position and by persons under the Senior Officer’s supervision. Senior Officers should endeavor to comply not only with the letter of the law, but also with the spirit of the law.

**Disclosure**

Each Senior Officer should familiarize himself or herself with the disclosure requirements generally applicable to the Funds. Each Senior Officer should, to the extent appropriate within his or her area of responsibility, consult with other officers of the Funds and Amundi US with the goal of promoting full, fair, accurate, timely and understandable disclosure in the reports and documents a Fund files with, or submits to, the SEC and in other public communications made by the Funds.

**INITIAL AND ANNUAL CERTIFICATIONS**

Upon becoming a Senior Officer the Senior Officer is required to certify that he or she has received, read, and understands this Code. On an annual basis, each Senior Officer must certify that he or she has complied with all of the applicable requirements of this Code.

**ADMINISTRATION AND ENFORCEMENT OF THE CODE**

**Report of Violations**

Amundi US relies on each Senior Officer to report promptly if he or she knows of any conduct by a Senior Officer in violation of this Code. All violations or suspected violations of this Code must be reported to the CCO or a member of Amundi US’ Legal and Compliance Department. Failure to do so is itself a violation of this Code.



**Investigation of Violations**

Upon notification of a violation or suspected violation, the CCO or other members of Amundi US’ Compliance Department will take all appropriate action to investigate the potential violation reported. If, after such investigation, the CCO believes that no violation has occurred, the CCO and Compliance Department is not required to take no further action. Any matter the CCO believes is a violation will be reported to the Independent Trustees. If the Independent Trustees concur that a violation has occurred, they will inform and make a recommendation to the full Board. The Board shall be responsible for determining appropriate action. The Funds, their officers and employees, will not retaliate against any Senior Officer for reports of potential violations that are made in good faith and without malicious intent.

The CCO or his or her designee is responsible for applying this Code to specific situations in which questions are presented under it and has the authority to interpret this Code in any particular situation. The CCO or his or her designee shall make inquiries regarding any potential conflict of interest.

**Violations and Sanctions**

Compliance with this Code is expected and violations of its provisions will be taken seriously and could result in disciplinary action. In response to violations of the Code, the Board may impose such sanctions as it deems appropriate within the scope of its authority over Senior Officers, including termination as an officer of the Funds.

**Waivers from the Code**

The Independent Trustees will consider any approval or waiver sought by any Senior Officer.

The Independent Trustees will be responsible for granting waivers, as appropriate. Any change to or waiver of this Code will, to the extent required, be disclosed as provided by SEC rules.

**OTHER POLICIES AND PROCEDURES**

This Code shall be the sole Code of Ethics adopted by the Funds for purposes of Section 406 of the Sarbanes-Oxley Act and the rules and forms applicable to registered investment companies thereunder. The Funds’ and Amundi US’ Codes of Ethics under Rule 17j-1 under the ICA and Rule 204A-1 of the IAA are separate requirements applying to the Senior Officers and others, and are not a part of this Code. To the extent any other policies and procedures of the Funds or Amundi US overlap or conflict with the provisions of the Code, they are superseded by this Code.

**SCOPE OF RESPONSIBILITIES**

A Senior Officer’s responsibilities under this Code are limited to Fund matters over which the Senior Officer has direct responsibility or control, matters in which the Senior Officer routinely participates, and matters with which the Senior Officer is otherwise involved. In addition, a Senior Officer is responsible for matters of which the Senior Officer has actual knowledge.



2006#1W#&D#ByzG

**AMENDMENTS**

This Code other than Exhibit A may not be amended except in a writing that is specifically approved or ratified by a majority vote of the Board, including a majority of the Independent Trustees.

**CONFIDENTIALITY**

All reports and records prepared or maintained pursuant to this Code will be considered confidential and shall be maintained and protected accordingly. Except as otherwise required by law or this Code, such matters shall not be disclosed to anyone other than the Board and their counsel, or to Amundi US' Legal and Compliance Department.

**INTERNAL USE**

This Code is intended solely for the internal use by the Funds and does not constitute an admission, by or on behalf of any Fund, as to any fact, circumstance, or legal conclusion.



2006#1W#&D#GNhoN

**EXHIBIT A – SENIOR OFFICERS OF THE PIONEER FUNDS (EFFECTIVE AS OF AUGUST 14, 2008)**

President (Principal Executive Officer)

Treasurer (Principal Financial Officer)

Code of Ethics for Senior Officers

---



2006#1W#&amp;D@qeNoP

**PIONEER INVESTMENTS**  
**AR NON-AUTOMATED**Donnelley Financial  
NoneFWPLAN-PR29  
24.12.09.0LSW pf\_rend  
ICA

27-Dec-2024 16:47 EST

**891245 EX99 CERT 1** 3\*  
HTM ESS 0C

Page 1 of 1

CERTIFICATION PURSUANT TO RULE 30a-2(a)  
UNDER THE 1940 ACT AND SECTION 302  
OF THE SARBANES-OXLEY ACT OF 2002

I, Lisa M. Jones, certify that:

1. I have reviewed this report on Form N-CSR of Pioneer High Yield Fund;
2. Based on my knowledge, this report does not contain any untrue statement of a material fact or omit to state a material fact necessary to make the statements made, in light of the circumstances under which such statements were made, not misleading with respect to the period covered by this report;
3. Based on my knowledge, the financial statements, and other financial information included in this report, fairly present in all material respects the financial condition, results of operations, changes in net assets, and cash flows (if the financial statements are required to include a statement of cash flows) of the registrant as of, and for, the periods presented in this report;
4. The registrant's other certifying officer and I are responsible for establishing and maintaining disclosure controls and procedures (as defined in Rule 30a-3(c) under the Investment Company Act of 1940) and internal control over financial reporting (as defined in Rule 30a-3(d) under the Investment Company Act of 1940) for the registrant and have:
  - a. Designed such disclosure controls and procedures, or caused such disclosure controls and procedures to be designed under our supervision, to ensure that material information relating to the registrant, including its consolidated subsidiaries, is made known to us by others within those entities, particularly during the period in which this report is being prepared;
  - b. Designed such internal control over financial reporting, or caused such internal control over financial reporting to be designed under our supervision, to provide reasonable assurance regarding the reliability of financial reporting and the preparation of financial statements for external purposes in accordance with generally accepted accounting principles;
  - c. Evaluated the effectiveness of the registrant's disclosure controls and procedures and presented in this report our conclusions about the effectiveness of the disclosure controls and procedures, as of a date within 90 days prior to the filing date of this report based on such evaluation; and
  - d. Disclosed in this report any change in the registrants internal control over financial reporting that occurred during the period covered by this report that has materially affected, or is reasonably likely to materially affect, the registrants internal control over financial reporting; and
5. The registrants other certifying officer and I have disclosed to the registrant's auditors and the audit committee of the registrant's board of directors (or persons performing the equivalent functions):
  - a. All significant deficiencies in the design or operation of internal controls over financial reporting which are reasonably likely to adversely affect the registrant's ability to record, process, summarize, and report financial information; and
  - b. Any fraud, whether or not material, that involves management or other employees who have a significant role in the registrant's internal control over financial reporting.

Date: January 6, 2025

/s/ Lisa M. Jones

Lisa M. Jones

Principal Executive Officer





2006#1W#&amp;D@v!7oT

CERTIFICATION PURSUANT TO RULE 30a-2(a)  
UNDER THE 1940 ACT AND SECTION 302  
OF THE SARBANES-OXLEY ACT OF 2002

I, Anthony J. Koenig, Jr., certify that:

1. I have reviewed this report on Form N-CSR of Pioneer High Yield Fund;
2. Based on my knowledge, this report does not contain any untrue statement of a material fact or omit to state a material fact necessary to make the statements made, in light of the circumstances under which such statements were made, not misleading with respect to the period covered by this report;
3. Based on my knowledge, the financial statements, and other financial information included in this report, fairly present in all material respects the financial condition, results of operations, changes in net assets, and cash flows (if the financial statements are required to include a statement of cash flows) of the registrant as of, and for, the periods presented in this report;
4. The registrants other certifying officer and I are responsible for establishing and maintaining disclosure controls and procedures (as defined in Rule 30a-3(c) under the Investment Company Act of 1940) and internal control over financial reporting (as defined in Rule 30a-3(d) under the Investment Company Act of 1940) for the registrant and have:
  - a. Designed such disclosure controls and procedures, or caused such disclosure controls and procedures to be designed under our supervision, to ensure that material information relating to the registrant, including its consolidated subsidiaries, is made known to us by others within those entities, particularly during the period in which this report is being prepared;
  - b. Designed such internal control over financial reporting, or caused such internal control over financial reporting to be designed under our supervision, to provide reasonable assurance regarding the reliability of financial reporting and the preparation of financial statements for external purposes in accordance with generally accepted accounting principles;
  - c. Evaluated the effectiveness of the registrant's disclosure controls and procedures and presented in this report our conclusions about the effectiveness of the disclosure controls and procedures, as of a date within 90 days prior to the filing date of this report based on such evaluation; and
  - d. Disclosed in this report any change in the registrants internal control over financial reporting that occurred during the period covered by this report that has materially affected, or is reasonably likely to materially affect, the registrants internal control over financial reporting; and
5. The registrants other certifying officer and I have disclosed to the registrant's auditors and the audit committee of the registrant's board of directors (or persons performing the equivalent functions):
  - a. All significant deficiencies in the design or operation of internal controls over financial reporting which are reasonably likely to adversely affect the registrant's ability to record, process, summarize, and report financial information; and
  - b. Any fraud, whether or not material, that involves management or other employees who have a significant role in the registrant's internal control over financial reporting.

Date: January 6, 2025

/s/ Anthony J. Koenig, Jr.

Anthony J. Koenig, Jr.

Principal Financial Officer



2006#1W#&D@swtoh

CERTIFICATION PURSUANT TO  
18 U.S.C. SECTION 1350,  
AS ADOPTED PURSUANT TO  
SECTION 906 OF THE SARBANES-OXLEY  
ACT OF 2002

I, Lisa M. Jones, certify that, to the best of my knowledge:

1. The Form N-CSR (the Report) of Pioneer High Yield Fund fully complies for the period covered by the Report with the requirements of Section 13(a) or 15 (d), as applicable, of the Securities Exchange Act of 1934; and
2. The information contained in the Report fairly presents, in all material respects, the financial condition and results of the operations of the Fund.

Date: January 6, 2025

/s/ Lisa M. Jones

Lisa M. Jones

Principal Executive Officer

This certification is being furnished pursuant to Rule 30a-2(b) under the Investment Company Act of 1940, as amended, and 18 U.S.C. section 1350 and is not being filed as part of the Report with the Securities and Exchange Commission.

A signed original of this written statement required by section 906 has been provided to the Fund and will be retained by the Fund and furnished to the Securities Exchange Commission or its staff upon request.



2006#1W#&D@xWrog

**PIONEER INVESTMENTS**  
**AR NON-AUTOMATED**

Donnelley Financial  
None

FWPLAN-PR28  
24.12.09.0

LSW pf\_rend  
ICA

27-Dec-2024 16:47 EST

891245 EX99 906CT 2 3\*  
HTM ESS 0C

Page 1 of 1

CERTIFICATION PURSUANT TO  
18 U.S.C. SECTION 1350,  
AS ADOPTED PURSUANT TO  
SECTION 906 OF THE SARBANES-OXLEY  
ACT OF 2002

I, Anthony J. Koenig, Jr., certify that, to the best of my knowledge:

1. The Form N-CSR (the Report) of Pioneer High Yield Fund fully complies for the period covered by the Report with the requirements of Section 13(a) or 15 (d), as applicable, of the Securities Exchange Act of 1934; and
2. The information contained in the Report fairly presents, in all material respects, the financial condition and results of the operations of the Fund.

Date: January 6, 2025

/s/ Anthony J. Koenig, Jr.

Anthony J. Koenig, Jr.

Principal Financial Officer

This certification is being furnished pursuant to Rule 30a-2(b) under the Investment Company Act of 1940, as amended, and 18 U.S.C. section 1350 and is not being filed as part of the Report with the Securities and Exchange Commission.

A signed original of this written statement required by section 906 has been provided to the Fund and will be retained by the Fund and furnished to the Securities Exchange Commission or its staff upon request.